



MARINE



INDUSTRIAL



ARCHITECTURAL



Welcome **SUNCOR STAINLESS, INC.** Customers!

We know there is a wide assortment of sources for stainless steel product, but we're proud to say Suncor Stainless offers the most complete selection of the highest quality. Our product is backed by a staff comprised of knowledgeable experts that have been in the stainless steel industry for years. Please call today with any questions on ordering or product availability and you'll know why so many others choose Suncor Stainless as their number one source for stainless!

Icons of Product Key:

Made in USA	Import	Suncor Exclusive	Suncor Patent
Drop Forged	Precision Machined	Wire Formed	New Product
Precision Cast	Stamped	Load Rated	Technical Info

Logos, icons, images, measurements and descriptions are the sole property of Suncor Stainless, Inc.

© 2016 Suncor Stainless, Inc.

Contact Information

Customer Service

(508) 732-9191

Orders

(800) 394-2222

Fax

(508) 732-9798

Web Address

www.suncorstainless.com

Email

sales@suncorstainless.com

Mail

Suncor Stainless, Inc
70 Armstrong Road
Plymouth, MA 02360



Suncor has implemented a Quality Management System in accordance with **ISO 9001** and is now approved by the US Government to manufacture cable terminals and assemblies per **MIL-DTL-781** and **MIL-DTL-6117**.

TABLE OF CONTENTS

Suncor Stainless, Inc. | Plymouth, MA

	3 Shackles		51 Tools		122 Deck Hardware
	10 Chain		55 Hooks & Clips		130 Railing & Bimini
	15 Turnbuckles		69 Rigging		139 Anchors
	27 Swage Terminals		85 Threaded		142 Electrical
	43 Quick Attach™		99 Webbing		147 Trailer
	48 Wire Rope		110 Pad Eyes		
			116 Hinges & Hasps		

MORE INFORMATION

Atlantis Rail Systems	151
Company Policy	inside back cover
Fastener Matching Chart.....	156-159
Glossary	160
Index	161-162
Retail Packaging	152
Stainless Information Center	155
Suncor Quality Information.....	153-154



In order to better serve its customers, Suncor Stainless has implemented a Quality Management System in accordance with **ISO 9001**. The scope of this quality management system includes: Design and Manufacture of Stainless Steel Chain, Railing Systems, Products, Accessories and Wire Rope Assemblies for the Marine, Industrial, Architectural, Government, OEM and Commercial Markets.

Suncor is approved by the US Government to manufacture cable terminals and assemblies per MIL-DTL-781 and MIL-DTL-6117.

LIFTING PRODUCTS

To the best of our knowledge, there are no current specifications or standards that apply directly to stainless products for lifting.

All products are sold with the expressed understanding that the purchaser is familiar with the correct application and safe use. Suncor Stainless, Inc. assumes no responsibility for the use or misapplication of any of our products. Please consult your engineer, rigging professional or technically qualified personnel when selecting an item for lifting.

It is important to **never exceed the working load limit**. When choosing a stainless steel product for lifting, only forged products should be considered. Products should be properly maintained and regularly inspected. Avoid shock loads and ensure components are matched properly.

Proof load tests (twice the working load limit) is recommended for any product being evaluated for lifting applications. Please contact Suncor Stainless for more information regarding this service.



For up to date technical product information, please visit www.suncorstainless.com/spec.

WARNING: Misuse, abuse, or selecting the wrong product could result in damage, serious injury or death.



WHAT'S NEW AT SUNCOR

We are constantly developing our product line to reflect the ever changing economy and industries we provide stainless steel hardware to. Our in-house capabilities include a product development staff, whose tireless efforts, along with valuable input from our clients, work to continuously improve and perfect our product line.



PAGE
61

ANCHOR SNUBBER

Suncor has developed a new stainless steel anchor snubber hook. This product helps to reduce the load on the chain windlass while a boat is at anchor. The design of the hook allows for easy removal of the chain but helps prevent the chain from falling off. The anchor snubber hook is made from grade 316 stainless steel for maximum corrosion resistance and durability. It is designed to work with stainless steel and galvanized steel anchor chains.

Anchor Snubber

Designed to fit standard anchor chain styles. Deep channel prevents chain from falling off, but allows for easy removal.

SIZES DESIGNED TO FIT:
1/4", 5/16" & 3/8" Chain

GRADE: 316 Stainless Steel



PAGE
86-90

EYE BOLTS

Suncor Stainless manufactures a wide variety of stainless steel eye bolts. We have recently expanded our line even further. We have added an unwelded and welded eye bolt in grade 316 stainless steel. Also, we now offer a metric version of our shoulder eye bolt and plain eye bolt, both in 316-NM stainless steel. Sizes for our eye bolts are 3/16"-1" with UNC thread and 5 mm-24 mm. Working load limits range from 100 lbs. – 9,370 lbs. Our wide variety of stainless steel eye bolts fit every type of applications, from light-duty to heavy-duty, and many are supplied with washers and nuts.

Eye Bolt Products

- Unwelded Eye Bolt
- Welded Eye Bolt
- Metric Welded Eye Bolt
- Shoulder Eye Bolt
- Metric Shoulder Eye Bolt
- Plain Eye Bolt
- Metric Plain Eye Bolt
- Heavy Duty Special Eye Bolt
- Custom Eye Bolt
- Machine Eye Bolt

LIMITED LIFETIME
WARRANTY

 **SUNCOR STAINLESS**

TEL 508-732-9191 • FAX 508-732-9798 • ORDERS ONLY 800-394-2222

www.suncorstainless.com

SUNCOR STAINLESS, INC.

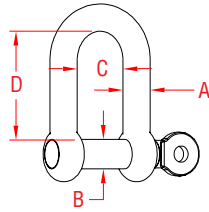
SHACKLES



STRAIGHT D SHACKLE



316 STAINLESS STEEL WITH SCREW PIN

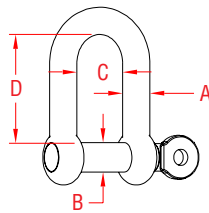


ITEM	A	B	C	D	WLL	WT
	(size)				(lb)	(lb)
S0115-0004	5/32"	0.15"	0.31"	0.55"	200	0.02
S0115-0005	3/16"	0.19"	0.45"	0.76"	500	0.04
S0115-0006	1/4"	0.23"	0.48"	0.85"	750	0.06
S0115-0008	5/16"	0.31"	0.67"	1.11"	1,000	0.14
S0115-0010	3/8"	0.39"	0.78"	1.37"	1,200	0.25
S0115-0012	15/32"	0.46"	0.95"	1.66"	1,500	0.43
S0115-0013	1/2"	0.54"	1.09"	1.84"	2,500	0.66
S0115-0016	5/8"	0.61"	1.25"	2.01"	3,000	0.90
S0115-0020	3/4"	0.74"	1.46"	2.57"	4,000	1.62
S0115-0022	7/8"	0.86"	1.70"	2.92"	5,000	2.49
S0115-0025	1"	0.96"	1.95"	3.45"	6,000	3.63
S0115-0032	1-1/4"	1.25"	2.50"	4.35"	9,000	7.42

STRAIGHT D SHACKLE



316 STAINLESS STEEL WITH CAPTIVE PIN



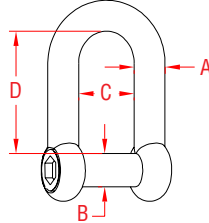
ITEM	A	B	C	D	WLL	WT
	(size)				(lb)	(lb)
S0115-CP04	5/32"	0.17"	0.32"	0.55"	200	0.02
S0115-CP05	3/16"	0.19"	0.37"	0.69"	500	0.03
S0115-CP06	1/4"	0.23"	0.47"	0.82"	750	0.05
S0115-CP08	5/16"	0.31"	0.62"	1.10"	1,000	0.12
S0115-CP10	3/8"	0.39"	0.79"	1.34"	1,200	0.23
S0115-CP12	1/2"	0.47"	0.95"	1.65"	1,500	0.38

NOTE: SCREW PIN IS CAPTIVE AND NOT REMOVABLE. WHEN IT'S FULLY OPENED, THE END OF THE PIN WILL SIT FLUSH WITH THE INSIDE OF THE SHACKLE.

STRAIGHT D SHACKLE



316 STAINLESS STEEL WITH NO SNAG PIN



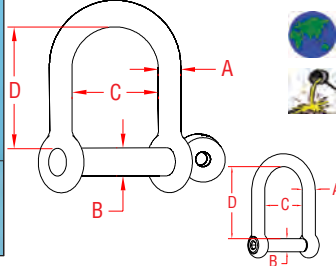
ITEM	A	B	C	D	WLL	WT
	(size)				(lb)	(lb)
S0115-NS06	1/4"	0.23"	0.48"	0.85"	750	0.05
S0115-NS08	5/16"	0.31"	0.67"	1.11"	1,000	0.13
S0115-NS10	3/8"	0.39"	0.79"	1.38"	1,200	0.24
S0115-NS12	15/32"	0.47"	0.93"	1.64"	1,500	0.41
S0115-NS13	1/2"	0.54"	1.09"	1.84"	2,500	0.64
S0115-NS16	5/8"	0.64"	1.27"	2.19"	3,000	0.94
S0115-NS20	3/4"	0.75"	1.50"	2.60"	4,000	1.55
S0115-NS22	7/8"	0.87"	1.73"	3.01"	5,000	2.44
S0115-NS25	1"	0.98"	1.94"	3.42"	6,000	3.56

NOTE: NO SNAG PIN SITS FLUSH WITH BODY OF SHACKLE. LARGER SIZES WITH SLOTTED HEAD. SUNCOR RECOMMENDS THE USE OF A LOCKING FLUID WITH THIS TYPE OF SHACKLE.

WIDE D SHACKLE



316 STAINLESS STEEL

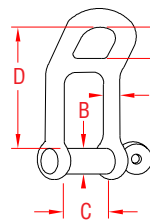


ITEM	A	B	C	D	WLL	WT
	(size)				(lb)	(lb)
SCREW PIN						
S0114-0006	1/4"	0.24"	0.92"	1.31"	750	0.08
S0114-0008	5/16"	0.32"	1.11"	1.22"	1,000	0.14
S0114-0010	3/8"	0.40"	1.54"	2.14"	1,200	0.33
S0114-0012	1/2"	0.47"	1.89"	2.59"	1,500	0.56
NO SNAG PIN						
S0114-NS06	1/4"	0.24"	0.92"	1.31"	750	0.08
S0114-NS08	5/16"	0.32"	1.11"	1.22"	1,000	0.14
S0114-NS10	3/8"	0.40"	1.54"	2.14"	1,200	0.33
S0114-NS12	1/2"	0.47"	1.89"	2.59"	1,500	0.56

HEADBOARD SHACKLE



316 STAINLESS STEEL WITH CAPTIVE PIN



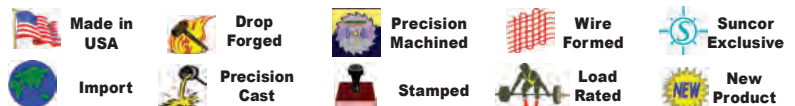
ITEM	A	B	C	D	E	WLL	WT
	(size)					(lb)	(lb)
S0173-0006	1/4"	0.30"	0.48"	1.70"	0.44"	750	0.10
S0173-0008	5/16"	0.38"	0.63"	2.20"	0.58"	1,000	0.22
S0173-0010	3/8"	0.47"	0.78"	2.80"	0.74"	1,200	0.42
S0173-0012	1/2"	0.54"	0.94"	3.25"	0.88"	1,500	0.71

NOTE: SCREW PIN IS CAPTIVE AND NOT REMOVABLE. WHEN IT'S FULLY OPENED, THE END OF THE PIN WILL SIT FLUSH WITH THE INSIDE OF THE SHACKLE.



ORDERS ONLY: 800-394-2222 (USA+CANADA)

Key:

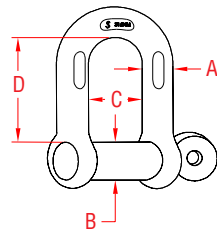


All logos, icons, images, measurements and descriptions are the sole property of Suncor Stainless, Inc. © 2016 Suncor Stainless, Inc.

CHAIN SHACKLE



316-NM STAINLESS STEEL WITH OVERSIZE SCREW PIN



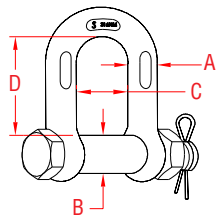
ITEM	A	B	C	D	WLL	WT
	(size)				(lb)	(lb)
S0115-FS07	1/4"	0.31"	0.46"	0.87"	1,000	0.09
S0115-FS08	5/16"	0.38"	0.52"	1.02"	1,300	0.16
S0115-FS10	3/8"	0.44"	0.65"	1.24"	1,500	0.28
S0115-FS12	7/16"	0.50"	0.75"	1.43"	2,000	0.43
S0115-FS13	1/2"	0.63"	0.79"	1.58"	3,000	0.70
S0115-FS16	5/8"	0.75"	1.05"	1.94"	4,000	1.70
S0115-FS20	3/4"	0.88"	1.20"	2.40"	6,000	2.13
S0115-FS22	7/8"	1.00"	1.45"	2.88"	8,000	3.22
S0115-FS25	1"	1.13"	1.67"	3.20"	10,000	4.77

NOTE:
I/A/W FED. SPECIFICATION RR-C-271F, TYPE IVB, CLASS 2, (EXCEPT 316 STAINLESS STEEL). MEETS ASME B30.26-2010 SECTION 26-0. MARKED TO THE NEAREST FRACTIONAL TON.

BOLT CHAIN SHACKLE



316-NM STAINLESS STEEL WITH OVERSIZE BOLT



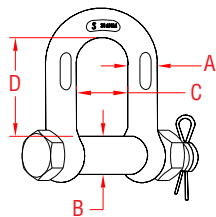
ITEM	A	B	C	D	WLL	WT
	(size)				(lb)	(lb)
S0115-SA07	1/4"	0.31"	0.46"	0.87"	1,000	0.11
S0115-SA08	5/16"	0.38"	0.52"	1.02"	1,300	0.18
S0115-SA10	3/8"	0.44"	0.65"	1.24"	1,500	0.31
S0115-SA12	7/16"	0.50"	0.75"	1.43"	2,000	0.50
S0115-SA13	1/2"	0.63"	0.79"	1.58"	3,000	0.74
S0115-SA16	5/8"	0.75"	1.05"	1.94"	4,000	1.41
S0115-SA20	3/4"	0.88"	1.20"	2.40"	6,000	2.36
S0115-SA22	7/8"	1.01"	1.45"	2.88"	8,000	3.46
S0115-SA25	1"	1.13"	1.67"	3.20"	10,000	4.85

NOTE:
I/A/W FED. SPECIFICATION RR-C-271F, TYPE IVB, CLASS 3, (EXCEPT 316 STAINLESS STEEL). MEETS ASME B30.26-2010 SECTION 26-0. MARKED TO THE NEAREST FRACTIONAL TON.

US BOLT CHAIN SHACKLE



316-NM STAINLESS STEEL WITH OVERSIZE BOLT



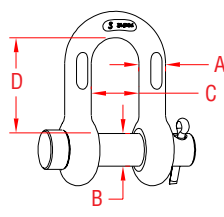
ITEM	A	B	C	D	WLL	WT
	(size)				(lb)	(lb)
S0115-SA07-US	1/4"	0.31"	0.46"	0.87"	1,000	0.11
S0115-SA08-US	5/16"	0.38"	0.52"	1.02"	1,300	0.18
S0115-SA10-US	3/8"	0.44"	0.65"	1.24"	1,500	0.31
S0115-SA12-US	7/16"	0.50"	0.75"	1.43"	2,000	0.50
S0115-SA13-US	1/2"	0.63"	0.79"	1.58"	3,000	0.74
S0115-SA16-US	5/8"	0.75"	1.05"	1.94"	4,000	1.41
S0115-SA20-US	3/4"	0.88"	1.20"	2.40"	6,000	2.36
S0115-SA22-US	7/8"	1.01"	1.45"	2.88"	8,000	3.46
S0115-SA25-US	1"	1.13"	1.67"	3.20"	10,000	4.85

NOTE:
I/A/W FED. SPECIFICATION RR-C-271F, TYPE IVB, CLASS 3, (EXCEPT 316 STAINLESS STEEL). MEETS ASME B30.26-2010 SECTION 26-0. MARKED TO THE NEAREST FRACTIONAL TON.

ROUND PIN CHAIN SHACKLE



316-NM STAINLESS STEEL WITH OVERSIZE ROUND PIN



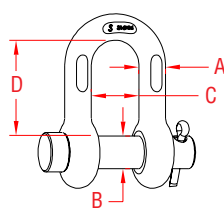
ITEM	A	B	C	D	WLL	WT
	(size)				(lb)	(lb)
S0115-RP07	1/4"	0.32"	0.46"	0.87"	1,000	0.09
S0115-RP08	5/16"	0.37"	0.52"	1.02"	1,300	0.16
S0115-RP10	3/8"	0.44"	0.65"	1.24"	1,500	0.28
S0115-RP12	7/16"	0.50"	0.75"	1.43"	2,000	0.43
S0115-RP13	1/2"	0.63"	0.79"	1.58"	3,000	0.70
S0115-RP16	5/8"	0.75"	1.05"	1.94"	4,000	1.70
S0115-RP20	3/4"	0.88"	1.20"	2.40"	6,000	2.13
S0115-RP22	7/8"	1.00"	1.45"	2.88"	8,000	3.22
S0115-RP25	1"	1.13"	1.67"	3.20"	10,000	4.77

NOTE:
I/A/W FED. SPECIFICATION RR-C-271F, TYPE IVB, CLASS 1, (EXCEPT 316 STAINLESS STEEL). MARKED TO THE NEAREST FRACTIONAL TON.

US ROUND PIN CHAIN SHACKLE



316-NM STAINLESS STEEL WITH OVERSIZE ROUND PIN



ITEM	A	B	C	D	WLL	WT
	(size)				(lb)	(lb)
S0115-RP07-US	1/4"	0.32"	0.46"	0.87"	1,000	0.09
S0115-RP08-US	5/16"	0.37"	0.52"	1.02"	1,300	0.16
S0115-RP10-US	3/8"	0.44"	0.65"	1.24"	1,500	0.28
S0115-RP12-US	7/16"	0.50"	0.75"	1.43"	2,000	0.43
S0115-RP13-US	1/2"	0.63"	0.79"	1.58"	3,000	0.70
S0115-RP16-US	5/8"	0.75"	1.05"	1.94"	4,000	1.70
S0115-RP20-US	3/4"	0.88"	1.20"	2.40"	6,000	2.13
S0115-RP22-US	7/8"	1.00"	1.45"	2.88"	8,000	3.22
S0115-RP25-US	1"	1.13"	1.67"	3.20"	10,000	4.77

NOTE:
I/A/W FED. SPECIFICATION RR-C-271F, TYPE IVB, CLASS 1, (EXCEPT 316 STAINLESS STEEL). MARKED TO THE NEAREST FRACTIONAL TON.

LIMITED LIFETIME WARRANTY

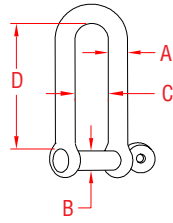
SUNCOR STAINLESS

TEL 508-732-9191 • FAX 508-732-9798 • ORDERS ONLY 800-394-2222
www.suncorstainless.com

LONG D SHACKLE



316 STAINLESS STEEL WITH SCREW PIN

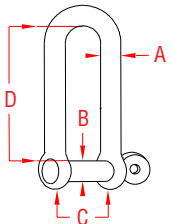


ITEM	A	B	C	D	WLL	WT
	(size)				(lb)	(lb)
S0138-0004	5/32"	0.15"	0.32"	1.19"	200	0.03
S0138-0005	3/16"	0.19"	0.43"	1.50"	500	0.05
S0138-0006	1/4"	0.23"	0.49"	1.74"	750	0.08
S0138-0008	5/16"	0.31"	0.68"	2.31"	1,000	0.18
S0138-0010	3/8"	0.38"	0.78"	2.88"	1,200	0.35
S0138-0012	1/2"	0.47"	0.93"	3.50"	1,500	0.62

LONG D SHACKLE



316 STAINLESS STEEL WITH CAPTIVE PIN



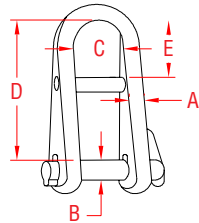
ITEM	A	B	C	D	WLL	WT
	(size)				(lb)	(lb)
S0138-CP04	5/32"	0.15"	0.30"	1.17"	200	0.03
S0138-CP05	3/16"	0.19"	0.39"	1.47"	500	0.05
S0138-CP06	1/4"	0.23"	0.46"	1.77"	750	0.08
S0138-CP08	5/16"	0.31"	0.61"	2.36"	1,000	0.18
S0138-CP10	3/8"	0.38"	0.78"	2.95"	1,200	0.34
S0138-CP12	1/2"	0.47"	0.93"	3.54"	1,500	0.57

NOTE: SCREW PIN IS CAPTIVE AND NOT REMOVABLE. WHEN IT'S FULLY OPENED, THE END OF THE PIN WILL SIT FLUSH WITH THE INSIDE OF THE SHACKLE.

HALYARD SHACKLE



STAINLESS STEEL WITH KEY PIN

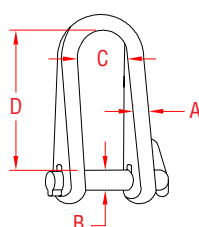


ITEM	A	B	C	D	E	WLL	WT
	(size)					(lb)	(lb)
316 STAINLESS STEEL							
S0164-0005	3/16"	0.20"	0.47"	1.48"	0.52"	500	0.07
S0164-0006	1/4"	0.24"	0.56"	1.70"	0.61"	750	0.11
S0164-0008	5/16"	0.31"	0.75"	2.37"	0.84"	1,000	0.25
BL							
17-4 PH STAINLESS STEEL							
S0164-HR05	3/16"	0.20"	0.47"	1.48"	0.52"	2,500	0.07
S0164-HR06	1/4"	0.24"	0.56"	1.70"	0.61"	3,900	0.11
S0164-HR08	5/16"	0.31"	0.75"	2.37"	0.84"	5,000	0.25

LONG SHACKLE



STAINLESS STEEL WITH KEY PIN

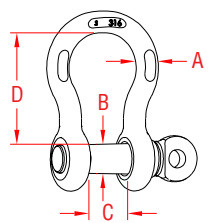


ITEM	A	B	C	D	WLL	WT	
	(size)				(lb)	(lb)	
316 STAINLESS STEEL							
S0167-0005	3/16"	0.20"	0.47"	1.43"	500	0.07	
S0167-0006	1/4"	0.24"	0.56"	1.70"	750	0.11	
S0167-0008	5/16"	0.31"	0.75"	2.30"	1,000	0.26	
BL							
17-4 PH STAINLESS STEEL							
S0167-HR05	3/16"	0.20"	0.47"	1.43"	2,500	0.07	
S0167-HR06	1/4"	0.24"	0.56"	1.70"	3,900	0.11	
S0167-HR08	5/16"	0.31"	0.75"	2.30"	5,000	0.26	

ANCHOR SHACKLE



316-NM STAINLESS STEEL WITH OVERSIZE SCREW PIN



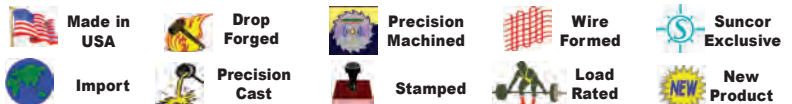
ITEM	A	B	C	D	WLL	WT
	(size)				(lb)	(lb)
S0116-FS05	3/16"	0.26"	0.41"	0.83"	650	0.05
S0116-FS07	1/4"	0.31"	0.47"	1.11"	1,000	0.10
S0116-FS08	5/16"	0.38"	0.53"	1.20"	1,300	0.17
S0116-FS10	3/8"	0.44"	0.66"	1.41"	1,500	0.30
S0116-FS12	7/16"	0.50"	0.72"	1.77"	2,000	0.50
S0116-FS13	1/2"	0.63"	0.82"	1.83"	3,000	0.71
S0116-FS16	5/8"	0.75"	1.02"	2.41"	4,000	1.39
S0116-FS20	3/4"	0.88"	1.25"	2.84"	6,000	2.31
S0116-FS22	7/8"	1.00"	1.48"	3.30"	8,000	3.64
S0116-FS25	1"	1.13"	1.70"	3.80"	10,000	5.18
S0116-FS32	1-1/4"	1.38"	2.03"	4.69"	14,000	9.88

NOTE: 1/A/W FED SPEC RR-C-271F, TYPE IVA, CLASS 2, EXCEPT 316 STAINLESS. MEETS ASME B30.26-2010 SECTION 26-0. MARKED TO THE NEAREST FRACTIONAL TON.



ORDERS ONLY: 800-394-2222 (USA+CANADA)

Key:

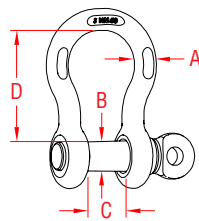


All logos, icons, images, measurements and descriptions are the sole property of Suncor Stainless, Inc. © 2016 Suncor Stainless, Inc.

US ANCHOR SHACKLE



316-NM STAINLESS STEEL WITH OVERSIZE SCREW PIN



ITEM	A	B	C	D	WLL	WT
	(size)				(lb)	(lb)
S0116-FS07-US	1/4"	0.31"	0.47"	1.11"	1,000	0.10
S0116-FS08-US	5/16"	0.38"	0.53"	1.20"	1,300	0.17
S0116-FS10-US	3/8"	0.44"	0.66"	1.41"	1,500	0.30
S0116-FS12-US	7/16"	0.50"	0.72"	1.77"	2,000	0.50
S0116-FS13-US	1/2"	0.63"	0.82"	1.83"	3,000	0.71
S0116-FS16-US	5/8"	0.75"	1.02"	2.41"	4,000	1.39
S0116-FS20-US	3/4"	0.88"	1.25"	2.84"	6,000	2.31
S0116-FS22-US	7/8"	1.00"	1.48"	3.30"	8,000	3.64
S0116-FS25-US	1"	1.13"	1.70"	3.80"	10,000	5.18

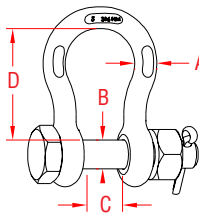
NOTE:

1/A/W FED SPEC RR-C-271F, TYPE IVA, CLASS 2, EXCEPT 316 STAINLESS. MEETS ASME B30.26-2010 SECTION 26-0. DFARS COMPLIANT SHACKLES. S0116-NM NITRONIC ANCHOR SHACKLES ALSO AVAILABLE.

BOLT ANCHOR SHACKLE



316-NM STAINLESS STEEL WITH OVERSIZE BOLT



ITEM	A	B	C	D	WLL	WT
	(size)				(lb)	(lb)
S0116-SA07	1/4"	0.31"	0.47"	1.11"	1,000	0.12
S0116-SA08	5/16"	0.38"	0.53"	1.20"	1,300	0.18
S0116-SA10	3/8"	0.44"	0.66"	1.41"	1,500	0.35
S0116-SA12	7/16"	0.50"	0.72"	1.77"	2,000	0.57
S0116-SA13	1/2"	0.63"	0.82"	1.83"	3,000	0.84
S0116-SA16	5/8"	0.75"	1.02"	2.41"	4,000	1.64
S0116-SA20	3/4"	0.88"	1.25"	2.84"	6,000	2.75
S0116-SA22	7/8"	1.00"	1.48"	3.30"	8,000	4.18
S0116-SA25	1"	1.13"	1.70"	3.80"	10,000	5.61
S0116-SA32	1-1/4"	1.38"	2.03"	4.69"	14,000	9.88

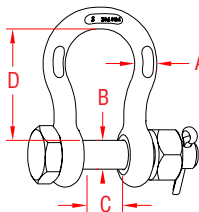
NOTE:

1/A/W FED SPEC RR-C-271F, TYPE IVA, CLASS 3, EXCEPT 316 STAINLESS. MEETS ASME B30.26-2010 SECTION 26-0. MARKED TO THE NEAREST FRACTIONAL TON.

US BOLT ANCHOR SHACKLE



316-NM STAINLESS STEEL WITH OVERSIZE BOLT



ITEM	A	B	C	D	WLL	WT
	(size)				(lb)	(lb)
S0116-SA07-US	1/4"	0.31"	0.47"	1.11"	1,000	0.12
S0116-SA08-US	5/16"	0.38"	0.53"	1.20"	1,300	0.18
S0116-SA10-US	3/8"	0.44"	0.66"	1.41"	1,500	0.35
S0116-SA12-US	7/16"	0.50"	0.72"	1.77"	2,000	0.57
S0116-SA13-US	1/2"	0.63"	0.82"	1.83"	3,000	0.84
S0116-SA16-US	5/8"	0.75"	1.02"	2.41"	4,000	1.64
S0116-SA20-US	3/4"	0.88"	1.25"	2.84"	6,000	2.75
S0116-SA22-US	7/8"	1.00"	1.48"	3.30"	8,000	4.18
S0116-SA25-US	1"	1.13"	1.70"	3.80"	10,000	5.61
S0116-SA32-US	1-1/4"	1.38"	2.03"	4.69"	14,000	9.88

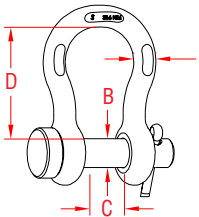
NOTE:

1/A/W FED SPEC RR-C-271F, TYPE IVA, CLASS 3, EXCEPT 316 STAINLESS. MEETS ASME B30.26-2010 SECTION 26-0. MARKED TO THE NEAREST FRACTIONAL TON.

ROUND PIN ANCHOR SHACKLE



316-NM STAINLESS STEEL WITH OVERSIZE ROUND PIN



ITEM	A	B	C	D	WLL	WT
	(size)				(lb)	(lb)
S0116-RP07	1/4"	0.31"	0.47"	1.11"	1,000	0.10
S0116-RP08	5/16"	0.38"	0.53"	1.20"	1,300	0.17
S0116-RP10	3/8"	0.44"	0.66"	1.41"	1,500	0.32
S0116-RP12	7/16"	0.50"	0.72"	1.77"	2,000	0.49
S0116-RP13	1/2"	0.63"	0.82"	1.83"	3,000	0.72
S0116-RP16	5/8"	0.75"	1.02"	2.41"	4,000	1.53
S0116-RP20	3/4"	0.88"	1.25"	2.84"	6,000	2.36
S0116-RP22	7/8"	1.00"	1.48"	3.30"	8,000	4.00
S0116-RP25	1"	1.13"	1.70"	3.80"	10,000	5.27
S0116-RP32	1-1/4"	1.38"	2.03"	4.69"	14,000	9.88

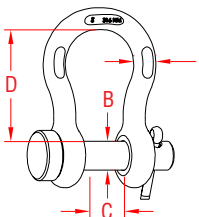
NOTE:

1/A/W FEDERAL SPECIFICATION RR-C-271F, TYPE IVA, CLASS 1, EXCEPT 316 STAINLESS. MARKED TO THE NEAREST FRACTIONAL TON.

US ROUND PIN ANCHOR SHACKLE



316-NM STAINLESS STEEL WITH OVERSIZE ROUND PIN



ITEM	A	B	C	D	WLL	WT
	(size)				(lb)	(lb)
S0116-RP07-US	1/4"	0.31"	0.47"	1.11"	1,000	0.10
S0116-RP08-US	5/16"	0.38"	0.53"	1.20"	1,300	0.17
S0116-RP10-US	3/8"	0.44"	0.66"	1.41"	1,500	0.32
S0116-RP12-US	7/16"	0.50"	0.72"	1.77"	2,000	0.49
S0116-RP13-US	1/2"	0.63"	0.82"	1.83"	3,000	0.72
S0116-RP16-US	5/8"	0.75"	1.02"	2.41"	4,000	1.53
S0116-RP20-US	3/4"	0.88"	1.25"	2.84"	6,000	2.36
S0116-RP22-US	7/8"	1.00"	1.48"	3.30"	8,000	4.00
S0116-RP25-US	1"	1.13"	1.70"	3.80"	10,000	5.27
S0116-RP32-US	1-1/4"	1.38"	2.03"	4.69"	14,000	9.88

NOTE:

1/A/W FEDERAL SPECIFICATION RR-C-271F, TYPE IVA, CLASS 1, EXCEPT 316 STAINLESS. MARKED TO THE NEAREST FRACTIONAL TON.

LIMITED LIFETIME WARRANTY

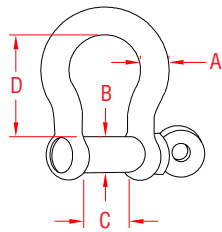
SUNCOR STAINLESS

TEL 508-732-9191 • FAX 508-732-9798 • ORDERS ONLY 800-394-2222
www.suncorstainless.com

BOW SHACKLE



316 STAINLESS STEEL WITH SCREW PIN

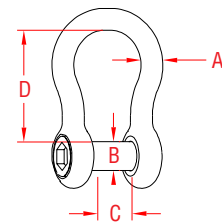


ITEM	A	B	C	D	WLL	WT
	(size)				(lb)	(lb)
S0116-0004	5/32"	0.16"	0.33"	0.75"	200	0.02
S0116-0005	3/16"	0.19"	0.43"	0.94"	500	0.04
S0116-0006	1/4"	0.23"	0.48"	1.08"	750	0.07
S0116-0008	5/16"	0.31"	0.67"	1.46"	1,000	0.16
S0116-0010	3/8"	0.39"	0.79"	1.77"	1,200	0.26
S0116-0012	15/32"	0.48"	0.94"	2.16"	1,500	0.50
S0116-0013	1/2"	0.51"	1.04"	2.33"	2,500	0.77
S0116-0016	5/8"	0.63"	1.25"	3.00"	3,000	1.21
S0116-0020	3/4"	0.74"	1.50"	3.34"	4,000	1.80
S0116-0022	7/8"	0.86"	1.72"	3.85"	5,000	2.90
S0116-0025	1"	0.96"	1.95"	4.17"	6,000	4.34
S0116-0032	1-1/4"	1.24"	2.50"	5.44"	9,000	9.02

BOW SHACKLE



316 STAINLESS STEEL WITH NO SNAG PIN



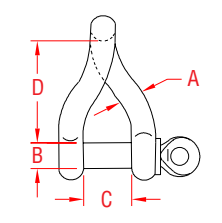
ITEM	A	B	C	D	WLL	WT
	(size)				(lb)	(lb)
S0116-NS06	1/4"	0.24"	0.47"	1.06"	750	0.06
S0116-NS08	5/16"	0.31"	0.67"	1.46"	1,000	0.16
S0116-NS10	3/8"	0.39"	0.79"	1.77"	1,200	0.26
S0116-NS12	15/32"	0.48"	0.94"	2.16"	1,500	0.46
S0116-NS13	1/2"	0.51"	1.04"	2.33"	2,500	0.70
S0116-NS16	5/8"	0.63"	1.25"	3.00"	3,000	1.13
S0116-NS20	3/4"	0.74"	1.50"	3.34"	4,000	1.75
S0116-NS22	7/8"	0.86"	1.72"	3.85"	5,000	2.85
S0116-NS25	1"	0.96"	1.95"	4.42"	6,000	4.30

NOTE:
NO SNAG PIN SITS FLUSH WITH BODY OF SHACKLE. LARGER SIZES WITH SLOTTED HEAD. SUNCOR RECOMMENDS THE USE OF A LOCKING FLUID WITH THIS TYPE OF SHACKLE.

TWIST SHACKLE



316 STAINLESS STEEL WITH SCREW PIN



ITEM	A	B	C	D	WLL	WT
	(size)				(lb)	(lb)
S0163-0004	5/32"	0.16"	0.30"	0.63"	200	0.02
S0163-0005	3/16"	0.19"	0.38"	0.83"	500	0.04
S0163-0006	1/4"	0.23"	0.42"	1.00"	750	0.07
S0163-0008	5/16"	0.31"	0.55"	1.30"	1,000	0.16
S0163-0010	3/8"	0.38"	0.71"	1.80"	1,200	0.30
S0163-0012	1/2"	0.47"	0.95"	2.20"	1,500	0.51

SEIZING WIRE STAINLESS STEEL ANNEALED



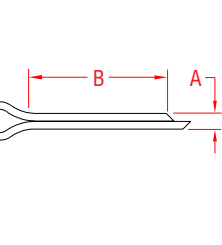
ITEM	A	B	WT
	(size)	(length)	(lb)
S0715-0020	0.020"	234'	0.27
S0715-0032	0.032"	92'	0.27
S0715-0041	0.041"	56'	0.27

NOTE:
USE SUNCOR'S QUALITY SEIZING WIRE TO KEEP SHACKLE PINS IN PLACE, AS SHOWN IN THE APPLICATION PHOTO TO THE LEFT.

COTTER PIN



18-8 STAINLESS STEEL



ITEM	A	B	WT
	(size)		(lb/100)
P0116-CT07	3/32"	0.75"	0.17
P0116-CT10	1/8"	0.75"	0.32
P0116-CT13	1/8"	1.13"	0.46
P0116-CT16	5/32"	1.75"	1.00
P0116-CT22	3/16"	1.50"	1.40
P0116-CT25	1/4"	1.75"	2.60

NOTE:
USED WITH ROUND PIN AND BOLT ANCHOR AND CHAIN SHACKLES.



ORDERS ONLY: 800-394-2222 (USA+CANADA)

Key:

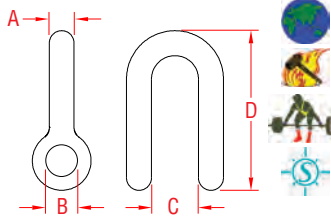
- Made in USA
- Drop Forged
- Precision Machined
- Wire Formed
- Suncor Exclusive
- Import
- Precision Cast
- Stamped
- Load Rated
- New Product

All logos, icons, images, measurements and descriptions are the sole property of Suncor Stainless, Inc. © 2016 Suncor Stainless, Inc.

CHAIN SHACKLE BODY



316-NM STAINLESS STEEL



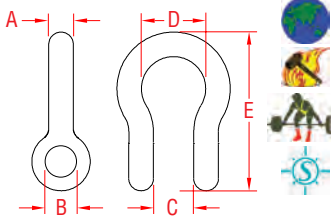
ITEM	A	B	C	D	WLL	WT
	(size)				(lb)	(lb)
P0115-BD07	1/4"	0.33"	0.47"	1.59"	1,000	0.05
P0115-BD08	5/16"	0.40"	0.53"	1.88"	1,300	0.09
P0115-BD10	3/8"	0.46"	0.66"	2.28"	1,500	0.18
P0115-BD12	7/16"	0.52"	0.75"	2.66"	2,000	0.25
P0115-BD13	1/2"	0.65"	0.81"	2.99"	3,000	0.38
P0115-BD16	5/8"	0.77"	1.06"	3.68"	4,000	0.77
P0115-BD20	3/4"	0.90"	1.25"	4.46"	6,000	1.27
P0115-BD22	7/8"	1.02"	1.44"	5.28"	8,000	2.07
P0115-BD25	1"	1.15"	1.69"	5.94"	10,000	2.92

NOTE:
UNTHREADED SHACKLE BODY. MARKED TO THE NEAREST FRACTIONAL TON.

ANCHOR SHACKLE BODY



316-NM STAINLESS STEEL



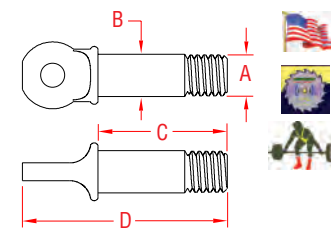
ITEM	A	B	C	D	E	WLL	WT
	(size)					(lb)	(lb)
P0116-BD07	1/4"	0.33"	0.47"	0.78"	1.84"	1,000	0.07
P0116-BD08	5/16"	0.40"	0.53"	0.84"	2.09"	1,300	0.11
P0116-BD10	3/8"	0.46"	0.66"	1.00"	2.49"	1,500	0.20
P0116-BD12	7/16"	0.52"	0.75"	1.16"	2.98"	2,000	0.29
P0116-BD13	1/2"	0.65"	0.81"	1.31"	3.28"	3,000	0.43
P0116-BD16	5/8"	0.77"	1.06"	1.69"	4.19"	4,000	0.88
P0116-BD20	3/4"	0.90"	1.25"	2.00"	4.92"	6,000	1.46
P0116-BD22	7/8"	1.02"	1.44"	2.28"	5.72"	8,000	2.26
P0116-BD25	1"	1.15"	1.69"	2.69"	6.50"	10,000	3.27
P0116-BD32	1-1/4"	1.42"	2.06"	3.33"	7.89"	14,000	6.80

NOTE:
UNTHREADED SHACKLE BODY. MARKED TO THE NEAREST FRACTIONAL TON.

US SHACKLE PIN



MADE IN USA 316-NM STAINLESS STEEL



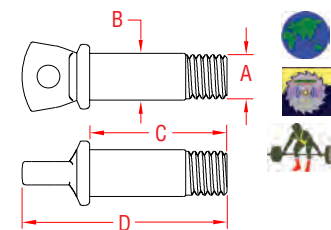
ITEM	SIZE	A	B	C	D	WLL	WT
						(lb)	(lb)
P0116-US07	1/4"	5/16"- 18	0.31"	0.98"	1.55"	1,000	0.03
P0116-US08	5/16"	3/8"- 16	0.38"	1.16"	1.84"	1,300	0.05
P0116-US10	3/8"	7/16"- 14	0.44"	1.43"	2.20"	1,500	0.09
P0116-US12	7/16"	1/2"- 13	0.50"	1.64"	2.50"	2,000	0.12
P0116-US13	1/2"	5/8"- 11	0.63"	1.82"	2.85"	3,000	0.22
P0116-US16	5/8"	3/4"- 10	0.75"	2.33"	3.40"	4,000	0.41
P0116-US20	3/4"	7/8"- 9	0.88"	2.80"	3.87"	6,000	0.61
P0116-US22	7/8"	1"- 8	1.00"	3.21"	4.70"	8,000	0.91
P0116-US25	1"	1-1/8"- 7	1.13"	3.70"	5.35"	10,000	1.37
P0116-US32	1-1/4"	1-3/8"- 6	1.38"	4.54"	6.65"	14,000	2.59

NOTE:
REPLACEMENT PIN. COMPATIBLE WITH CHAIN SHACKLES (S0115-FS, PAGE 5) AND ANCHOR SHACKLES (S0116-FS, PAGE 6).

SHACKLE PIN



IMPORT 316-NM STAINLESS STEEL



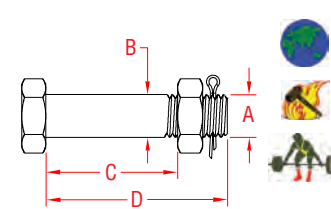
ITEM	SIZE	A	B	C	D	WLL	WT
						(lb)	(lb)
P0116-PN07	1/4"	5/16"- 18	0.31"	0.98"	1.55"	1,000	0.03
P0116-PN08	5/16"	3/8"- 16	0.38"	1.16"	1.84"	1,300	0.05
P0116-PN10	3/8"	7/16"- 14	0.44"	1.43"	2.20"	1,500	0.09
P0116-PN12	7/16"	1/2"- 13	0.50"	1.64"	2.50"	2,000	0.12
P0116-PN13	1/2"	5/8"- 11	0.63"	1.82"	2.85"	3,000	0.22
P0116-PN16	5/8"	3/4"- 10	0.75"	2.33"	3.40"	4,000	0.41
P0116-PN20	3/4"	7/8"- 9	0.88"	2.80"	3.87"	6,000	0.61
P0116-PN22	7/8"	1"- 8	1.00"	3.21"	4.70"	8,000	0.91
P0116-PN25	1"	1-1/8"- 7	1.13"	3.70"	5.35"	10,000	1.37
P0116-PN32	1-1/4"	1-3/8"- 6	1.38"	4.54"	6.65"	14,000	2.59

NOTE:
REPLACEMENT PIN. COMPATIBLE WITH CHAIN SHACKLES (S0115-FS, PAGE 5) AND ANCHOR SHACKLES (S0116-FS, PAGE 6).

SHACKLE BOLT



316-NM STAINLESS STEEL



ITEM	SIZE	A	B	C	D	WLL	WT
						(lb)	(lb)
S0116-KT07	1/4"	5/16"- 18	0.31"	0.94"	1.38"	1,000	0.05
S0116-KT08	5/16"	3/8"- 16	0.38"	1.00"	1.56"	1,300	0.07
S0116-KT10	3/8"	7/16"- 14	0.44"	1.38"	2.00"	1,500	0.09
S0116-KT12	7/16"	1/2"- 13	0.50"	1.61"	2.30"	2,000	0.12
S0116-KT13	1/2"	5/8"- 11	0.63"	1.69"	2.50"	3,000	0.18
S0116-KT16	5/8"	3/4"- 10	0.75"	2.13"	3.19"	4,000	0.56
S0116-KT20	3/4"	7/8"- 9	0.88"	2.63"	3.69"	6,000	0.91
S0116-KT22	7/8"	1"- 8	1.00"	3.13"	4.25"	8,000	1.36
S0116-KT25	1"	1-1/8"- 7	1.13"	3.50"	4.69"	10,000	2.11
S0116-KT32	1-1/4"	1-3/8"- 6	1.38"	3.65"	6.40"	14,000	4.12

NOTE:
REPLACEMENT BOLT. COMPATIBLE WITH CHAIN (P0115-BD, ABOVE) & ANCHOR (P0116-BD, ABOVE) SHACKLE BODIES. COTTER PIN AND NUT INCLUDED.

LIMITED LIFETIME WARRANTY

SUNCOR STAINLESS

TEL 508-732-9191 • FAX 508-732-9798 • ORDERS ONLY 800-394-2222

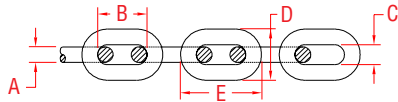
www.suncorstainless.com

SUNCOR STAINLESS, INC.

CHAIN



NACM INDUSTRIAL CHAIN 316L STAINLESS STEEL

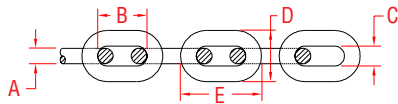


ITEM	SIZE	A	B	C	D	E	WLL	BL	WT
S0602-0004	5/32"	0.16"	0.77"	0.28"	0.60"	1.10"	(lb)	(lb)	(lb/ft)
S0602-0005	3/16"	0.20"	0.95"	0.38"	0.78"	1.33"	500	2,000	0.23
S0602-0007	1/4"	0.25"	1.00"	0.43"	0.95"	1.49"	1,200	4,800	0.30
S0602-0008	5/16"	0.32"	1.00"	0.46"	1.11"	1.55"	1,570	6,280	0.57
S0602-0010	3/8"	0.39"	1.22"	0.57"	1.37"	1.99"	2,400	9,600	0.98
S0602-0012*	1/2" (7/16)	0.47"	1.50"	0.78"	1.78"	2.40"	3,550	14,200	1.50
S0602-0016*	5/8"	0.63"	1.91"	0.90"	2.16"	3.12"	5,400	21,600	2.00
S0602-0020*	3/4"	0.75"	2.75"	1.10"	2.64"	4.30"	9,800	39,200	3.31
S0602-0025*	1"	1.00"	3.54"	1.38"	3.38"	5.58"	15,000	60,000	5.00
							23,250	73,000	9.00

NOTE:
MOST COMMONLY USED CHAIN FOR MARINE APPLICATIONS.
THIS CHAIN COMPLIES FULLY WITH ALL REQUIREMENTS OF THE U.S. NATIONAL ASSOCIATION OF CHAIN MANUFACTURERS' SPECS.



NACM INDUSTRIAL CHAIN 304L STAINLESS STEEL


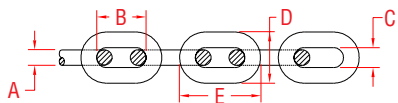


ITEM	SIZE	A	B	C	D	E	WLL	BL	WT
S0605-0004	5/32"	0.16"	0.77"	0.28"	0.63"	1.08"	(lb)	(lb)	(lb/ft)
S0605-0005	3/16"	0.20"	0.95"	0.38"	0.80"	1.34"	500	2,000	0.23
S0605-0007	1/4"	0.25"	1.00"	0.43"	0.96"	1.49"	1,200	4,800	0.30
S0605-0008	5/16"	0.32"	0.94"	0.46"	1.10"	1.54"	1,570	6,280	0.57
S0605-0010	3/8"	0.39"	1.22"	0.57"	1.36"	2.00"	2,400	9,600	0.98
							3,550	14,200	1.60

NOTE:
MOST ECONOMIC AND COMMONLY USED CHAIN FOR INDUSTRIAL APPLICATIONS.
THIS CHAIN COMPLIES FULLY WITH ALL REQUIREMENTS OF THE U.S. NATIONAL ASSOCIATION OF CHAIN MANUFACTURERS' (NACM) SPECIFICATIONS.



NACM CHAIN (S4) 316L STAINLESS STEEL


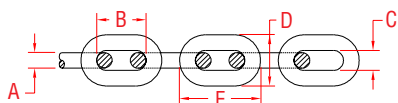



ITEM	SIZE	A	B	C	D	E	WLL	BL	WT
S0604-0007	1/4" (9/32)	0.28"	0.84"	0.40"	0.94"	1.40"	(lb)	(lb)	(lb/ft)
S0604-0008	5/16"	0.32"	1.02"	0.47"	1.12"	1.63"	2,000	8,000	0.67
S0604-0010	3/8"	0.39"	1.22"	0.57"	1.37"	1.99"	2,400	9,600	0.92
S0604-0013*	1/2"	0.51"	1.59"	0.76"	1.80"	2.53"	3,550	14,200	1.60
							6,500	26,000	2.10

NOTE:
SUNCOR GRADE S4 CHAIN IS MADE TO "G4" DIMENSIONS.
IT FITS MANY STANDARD U.S. WINDLASSES AND INDUSTRIAL APPLICATIONS.
THIS CHAIN COMPLIES FULLY WITH ALL REQUIREMENTS OF THE U.S. NATIONAL ASSOCIATION OF CHAIN MANUFACTURERS' (NACM'S) SPECIFICATIONS.



LIFTING CHAIN (S5) 316L STAINLESS STEEL



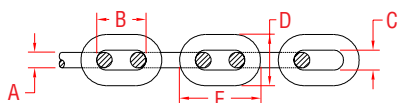

ITEM	SIZE	A	B	C	D	E	WLL	BL	WT
S0603-0005*	3/16"	0.19"	0.58"	0.25"	0.66"	0.97"	(lb)	(lb)	(lb/ft)
S0603-0007	1/4" (9/32)	0.28"	0.85"	0.38"	0.97"	1.38"	1,100	4,400	0.36
S0603-0008	5/16"	0.32"	0.95"	0.45"	1.11"	1.55"	2,200	8,800	0.67
S0603-0010*	3/8"	0.39"	1.18"	0.55"	1.34"	1.96"	2,700	10,800	0.98
S0603-0013*	1/2"	0.51"	1.55"	0.75"	1.78"	2.53"	4,400	17,600	1.41
							7,300	29,200	2.60

RATED FOR OVERHEAD LIFTING

NOTE:
CALIBRATED SUNCOR GRADE 50 LIFTING CHAIN, MADE TO GRADE 80 DIMENSIONS. NEVER EXCEED WORKING LOAD LIMIT. WORKING LOADS ARE BASED ON GRADUAL PULL AND NOT SHOCK LOADS. MAKE SURE THAT ALL COMPONENTS IN YOUR ASSEMBLY ARE OVERHEAD LIFTING RATED AND HAVE THE SAME WORKING LOADS.



ANCHOR CHAIN (S1) 316L STAINLESS STEEL



ITEM	SIZE	A	B	C	D	E	WLL	BL	WT
S0601-0007	1/4" (9/32)	0.28"	0.87"	0.36"	0.94"	1.39"	(lb)	(lb)	(lb/ft)
S0601-0008	5/16"	0.32"	0.95"	0.41"	1.04"	1.56"	2,000	8,000	0.76
S0601-0010	3/8"	0.39"	1.10"	0.54"	1.32"	1.86"	2,400	9,600	0.94
S0601-0013	1/2"	0.51"	1.38"	0.74"	1.74"	2.38"	3,750	15,000	1.60
							6,500	26,000	2.74

NOTE:
THIS CALIBRATED CHAIN HAS DIMENSIONS OF "BBB" CHAIN AND FITS MANY STANDARD WINDLASSES. ALSO SEE THE S0604 SERIES FOR OTHER WINDLASS CHAIN.
THIS CHAIN COMPLIES WITH ALL REQUIREMENTS OF DIN 766.

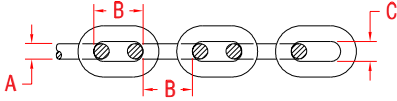

LIMITED LIFETIME WARRANTY

SUNCOR STAINLESS

TEL 508-732-9191 • FAX 508-732-9798 • ORDERS ONLY 800-394-2222
 www.suncorstainless.com

ECONOMY IMPORT CHAIN

304 & 316 STAINLESS STEEL

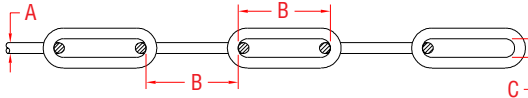



ITEM	SIZE	A	B	C	WLL	WT
					(lb)	(lb/ft)
REFERENCE ONLY - NOT FOR DESIGN PURPOSES						
304 STAINLESS STEEL						
S660-03	1/8"	0.15"	0.90"	0.32"	375	0.23
S660-05	3/16"	0.21"	0.97"	0.42"	800	0.32
S660-07	1/4"	0.27"	1.22"	0.40"	1,300	0.57
S660-08	5/16"	0.32"	1.25"	0.54"	1,900	0.92
S660-10	3/8"	0.40"	1.34"	0.59"	2,650	1.50
316 STAINLESS STEEL						
S660-A-03	1/8"	0.15"	0.90"	0.32"	375	0.23
S660-A-05	3/16"	0.21"	0.97"	0.42"	800	0.32
S660-A-06	1/4"	0.27"	1.22"	0.40"	1,300	0.57
S660-A-08	5/16"	0.32"	1.25"	0.54"	1,900	0.92
S660-A-10	3/8"	0.40"	1.34"	0.59"	2,650	1.50
S660-A-13	1/2"	0.52"	1.67"	0.75"	4,500	2.80

NOTE:
 ALL MEASUREMENTS ARE NOMINAL. FOR REFERENCE PURPOSE ONLY.
 ACTUAL SIZE MAY VARY. CHAIN SHOULD BE CHECKED OR MEASURED FOR COMPATABILITY WHEN USED WITH OTHER PARTS. WELDED AND POLISHED.
 NOT RATED FOR OVERHEAD LIFTING. WORKING LOADS ARE BASED ON GRADUAL PULL, NOT SHOCK LOADS.

LONG LINK CHAIN (S6)

304L STAINLESS STEEL

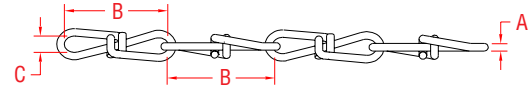


ITEM	SIZE	A	B	C	WLL	BL	WT
					(lb)	(lb)	(lb/ft)
S0606-0001*	5/64"	0.08"	0.48"	0.14"	180	720	0.06
S0606-0002*	3/32-7/64"	0.10"	0.69"	0.16"	300	1,200	0.10
S0606-0003*	1/8"	0.12"	1.03"	0.20"	380	1,520	0.11
S0606-0004	5/32"	0.15"	1.26"	0.35"	500	2,000	0.18
S0606-0005	3/16"	0.20"	1.42"	0.39"	900	3,600	0.28
S0606-0006	1/4"	0.24"	1.62"	0.47"	1,200	4,800	0.42

NOTE:
 LONG LINK CHAIN IS THE LEAST EXPENSIVE STAINLESS STEEL CHAIN.
 THE LINKS ON AVERAGE ARE 1.5 TIMES LONGER THAN STANDARD CHAIN LINKS.
 THIS CHAIN COMPLIES WITH ALL REQUIREMENTS OF DIN 5685-C.

DOUBLE LOOP CHAIN (S7)

304 STAINLESS STEEL



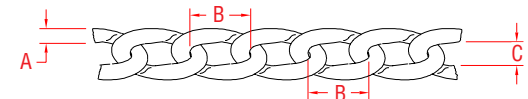


ITEM	SIZE	A	B	C	WLL	BL	WT
					(lb)	(lb)	(lb/100')
S0626-0003	#3	0.08"	1.14"	0.25"	90	360	6.1
S0626-0002	#1	0.11"	1.71"	0.35"	155	620	10.0
S0626-0001	2/0	0.14"	1.82"	0.37"	255	1,020	17.0

NOTE:
 SOLD IN 100 FOOT LENGTHS ONLY.
 1/A/W ASTM A466 AND NACM STANDARDS.
 IDEAL FOR SWINGS, DECORATING APPLICATIONS AND NOVELTIES. OTHER SIZES AVAILABLE IN BULK ON SPECIAL ORDER.
 WT/hd. = WEIGHT PER HUNDRED FEET.



TWIST LINK CHAIN (S8)

304 STAINLESS STEEL



ITEM	SIZE	A	B	C	WLL	WT
					(lb)	(lb/ft)
S0611-0001	5/64"	0.07"	0.30"	0.13"	150	0.07
S0611-0002	3/32"	0.09"	0.31"	0.16"	190	0.09
S0611-0003	1/8"	0.11"	0.48"	0.22"	280	0.13
S0611-M003	1/8"	0.11"	0.48"	0.22"	280	0.13
S0611-0004	9/64"	0.14"	0.53"	0.24"	400	0.16
S0611-0005	5/32"	0.15"	0.59"	0.26"	550	0.20

NOTE:
 IDEAL FOR DECORATIVE APPLICATIONS, SWINGS, ANIMAL CONTROL, WALLETS AND ACCESSORIES. WE IMPORT A 1/8" CHAIN (S0611-M003) FOR USE IN DAIRY APPLICATIONS.

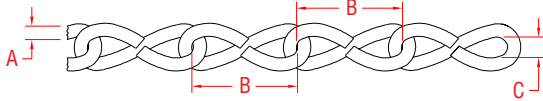


ORDERS ONLY: 800-394-2222
 (USA+CANADA)

Key:



SINGLE JACK CHAIN (S9) 304/302 STAINLESS STEEL

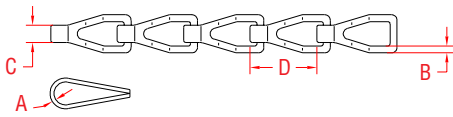


ITEM	SIZE		A	B	C	WLL	BL	WT
						(lb)	(lb)	(lb/100')
S0621-0000	#18	1.2 MM	0.05"	0.39"	0.12"	5	20	1.85
S0621-0001	#16	1.6 MM	0.06"	0.52"	0.15"	10	40	3.00
S0621-0002	#14	2.0 MM	0.08"	0.63"	0.20"	16	65	5.00
S0621-0003	#12	2.5 MM	0.10"	0.75"	0.23"	29	115	8.50
S0621-0004	#10	3.3 MM	0.13"	0.85"	0.31"	43	170	14.70

NOTE:
SOLD IN 100 FOOT LENGTHS ONLY.
I/A/W ASTM A466 AND NACM STANDARDS.
U.S. STANDARD CHAIN.
IDEAL FOR LIGHTING FIXTURES AND NOVELTIES.
WT/hd. = WEIGHT PER HUNDRED FEET.



SASH CHAIN (S10) 304 STAINLESS STEEL

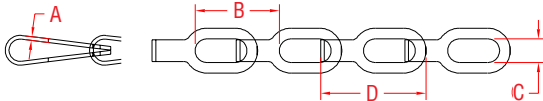


ITEM	SIZE	A	B	C	D	WLL	WT	
						(lb)	(lb/100')	
S0631-0001	#35	0.9 MM	0.035"	0.08"	0.15"	0.55"	225	7
S0631-0002	#25	1.1 MM	0.042"	0.06"	0.11"	0.56"	200	5
S0631-0003	#8	0.6 MM	0.035"	0.06"	0.12"	0.56"	150	4

NOTE:
SOLD IN 100 FOOT LENGTHS ONLY.
I/A/W ASTM A466 AND NACM STANDARDS.
IDEAL FOR SMOOTH OPERATIONS OVER PULLEYS, LIGHTING FIXTURES AND NOVELTIES.
WT/hd. = WEIGHT PER HUNDRED FEET.



SAFETY CHAIN 302 STAINLESS STEEL



ITEM	SIZE	A	B	C	D	WLL	WT
						(lb)	(lb/100')
S0641-0001	1/0	0.025"	0.50"	0.12"	0.60"	75	2.70
S0641-0002	2/0	0.025"	0.43"	0.12"	0.55"	50	2.14

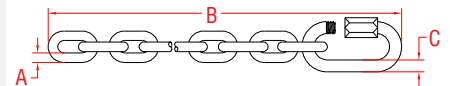
NOTE:
SOLD IN 100 FOOT LENGTHS ONLY.
ATTACH CHAIN TO CAPS, LIDS, PINS OR ANY OTHER ITEM THAT COULD BE LOST OR FALL OVERBOARD.
WT/hd. = WEIGHT PER HUNDRED FEET.

TRAILER SAFETY CHAIN PACK 316L STAINLESS STEEL



ITEM	A	B	C	WLL	WT
	(size)	(length)	(end link)	(lb)	(lb)
C0275-0001	1/4"	24"	5/16"	1,600	1.35
C0275-0001-CH*	1/4"	24"	5/16"	1,600	1.35
C0275-0002	5/16"	24"	3/8"	2,400	2.20
C0275-0002-CH*	5/16"	24"	3/8"	2,400	2.20
PAIRS					
C0275-0001-2	1/4"	24"	5/16"	1,600	2.70
C0275-0001-2-CH*	1/4"	24"	5/16"	1,600	2.70
C0275-0002-2	5/16"	24"	3/8"	2,400	4.40
C0275-0002-2-CH*	5/16"	24"	3/8"	2,400	4.40

NOTE: EACH CHAIN LENGTH CONTAINS ONE END QUICK LINK, PERMANENTLY MARKED WITH WLL, LOGO, SS316.



MARINE CHAIN PRE-PACK 316L STAINLESS STEEL



ITEM	SIZE	LENGTH	WLL	WT
			(lb)	(lb)
C0132-0407	1/4"	4 FT.	1,570	3.00
C0132-0407-CH*	1/4"	4 FT.	1,570	3.00
C0132-0507	1/4"	5 FT.	1,570	3.60
C0132-0508	5/16"	5 FT.	2,400	4.70
C0132-0508-CH*	5/16"	5 FT.	2,400	4.70
C0132-0608	5/16"	6 FT.	2,400	5.20
C0132-0610	3/8"	6 FT.	3,750	9.00
C0132-0610-CH*	3/8"	6 FT.	3,750	9.00

NOTE:
PRE-CUT CHAIN IN BAR CODED PACKAGING. COMMONLY USED AS LEAD CHAIN FOR PLEASURE MARINE ANCHORS (GROUND TACKLE).

LIMITED LIFETIME WARRANTY

SUNCOR STAINLESS

TEL 508-732-9191 • FAX 508-732-9798 • ORDERS ONLY 800-394-2222
 www.suncorstainless.com

Basic Types of Chain Slings

Sling Types are designated throughout the industry by symbols.



First Symbol (Basic Type)

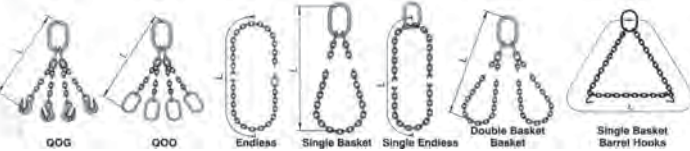
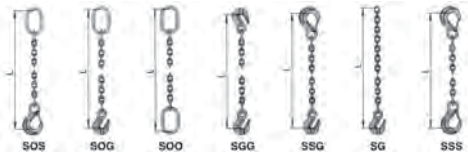
- S** Single Chain Sling with master link and hook, or hook each end.
- C** Single Choker Chain Sling with master link each end. No hooks.
- D** Double Chain Sling with standard master link and hooks.
- T** Triple Chain Sling with standard master link and hooks.
- Q** Quadruple Chain Sling with standard master link and hooks.

Second Symbol (Type of master link or end link)

- O** Standard Oblong Master Link- Recommended for all types.

Third Symbol (Type of Hooks)

- S** Slip Hook
- G** Grab Hook



How to Order Chain Sling Components

- Determine the maximum **load** to be lifted.
- Choose the proper **type** of chain sling (single, double, etc.) dictated by the size, shape and weight of the load.
- Estimate the approximate **angle** between a leg of the sling and the load during operation.
- Select the proper **attachments** (hooks and master links) for your chain sling.
- Determine the overall **reach** from bearing point on master link to bearing point on attachment.
- Choose the chain size which meets your requirements.

Note: Angle to the load on multiple leg slings will be 60 degrees or greater as long as the distance between lifting eyes of load is **not** greater than reach shown on identification tag.



Slip Hooks, page 56
Sling ID Tags, page 84
Master Links, page 84
Lifting Chain, page 11



WARNING

Warnings, Cautions and Proper Use of Chain

Warnings and Cautions

The use of chain is subject to certain hazards that cannot be met by mechanical or manufacturing means, but only by the exercise of intelligence, care and common sense.

Never exceed the working load limit of the chain or any component.

Chemically active environments may adversely affect chain and components. Do not use in highly acidic or caustic environments. Suncor should be contacted for guidance if the chain will be exposed to chemically active environments during use.

Never field weld or repair chain.

Temperature will affect chain and components.

Proper Use

To protect the users and to prevent damage to the chain, the following safe practices should be followed:

Select a chain suitable for the application and environment.

The hooks or other components should be of size to fit the intended connections.

Avoid shock loading.

Pad all sharp edges or corners in contact with the chain.


Avoid twisting or kinking the chain.

Never knot chain.

Rig so that the load is properly seated in the hooks or other components. Avoid tip loading of hooks and side loading of chain and components.

SUNCOR STAINLESS, INC.

TURNBUCKLES



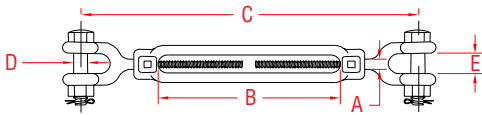
www.suncorstainless.com

TURNBUCKLES

TURNBUCKLES

TURNBUCKLE JAW & JAW

316-NM STAINLESS STEEL

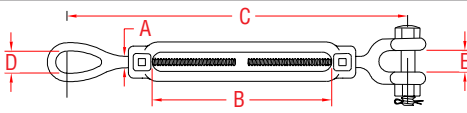


ITEM	A	B	C	D	E	WLL	WT
	(size)	(adjustment)				(lb)	(lb)
S0108-JJ07	1/4"	4.00"	7.75"	0.25"	0.44"	500	0.45
S0108-JJ08	5/16"	4.50"	9.00"	0.25"	0.50"	800	0.65
S0108-JJ10	3/8"	6.00"	10.63"	0.31"	0.56"	1,200	0.90
S0108-JJ13	1/2"	6.00"	12.00"	0.38"	0.63"	2,200	1.60
S0108-JJ16	5/8"	6.00"	13.50"	0.50"	0.75"	3,500	3.05
S0108-JJ20	3/4"	6.00"	15.00"	0.63"	1.00"	5,200	4.25
S0108-JJ25	1"	6.00"	18.00"	0.88"	1.25"	8,000	10.59
S0108-JJ25-1	1"	12.00"	24.00"	0.88"	1.25"	8,000	12.66
S0108-JJ32-1*	1-1/4"	12.00"	26.63"	1.13"	1.88"	12,500	22.32
S0108-JJ38-1*	1-1/2"	12.00"	28.95"	1.36"	2.19"	17,000	31.04

NOTE: MEETS WLL AND DIMENSIONS OF ASTM SPECIFICATION F1145-05 (2011) TYPE 1, CLASS G. MEETS ASME B30.26-2010 SECTION 26-2.0. *JAWS FOR SIZES -JJ32-1 & -JJ38-1, FEATURE A ROUND PIN W/ COTTER.

TURNBUCKLE JAW & EYE

316-NM STAINLESS STEEL

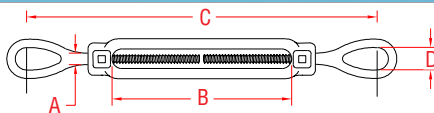


ITEM	A	B	C	D	E	WLL	WT
	(size)	(adjustment)				(lb)	(lb)
S0109-JE07	1/4"	4.00"	7.88"	0.33"	0.44"	500	0.35
S0109-JE08	5/16"	4.50"	9.25"	0.41"	0.50"	800	0.60
S0109-JE10	3/8"	6.00"	11.00"	0.50"	0.56"	1,200	0.80
S0109-JE13	1/2"	6.00"	12.50"	0.75"	0.63"	2,200	1.55
S0109-JE16	5/8"	6.00"	14.00"	0.87"	0.75"	3,500	2.69
S0109-JE20	3/4"	6.00"	15.63"	1.00"	1.00"	5,200	4.00
S0109-JE25	1"	6.00"	19.00"	1.38"	1.25"	8,000	9.66
S0109-JE25-1	1"	12.00"	25.00"	1.38"	1.25"	8,000	11.79
S0109-JE32-1*	1-1/4"	12.00"	27.50"	1.71"	1.88"	12,500	19.96

NOTE: MEETS WLL AND DIMENSIONS OF ASTM SPECIFICATION F1145-05 (2011) TYPE 1, CLASS H. MEETS ASME B30.26-2010 SECTION 26-2.0. *JAW FOR SIZE -JE32-1, FEATURES A ROUND PIN W/ COTTER.

TURNBUCKLE EYE & EYE

316-NM STAINLESS STEEL

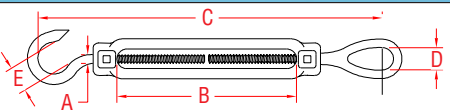


ITEM	A	B	C	D	WLL	WT
	(size)	(adjustment)			(lb)	(lb)
S0107-EE07	1/4"	4.00"	8.00"	0.33"	500	0.30
S0107-EE08	5/16"	4.50"	9.25"	0.41"	800	0.50
S0107-EE10	3/8"	6.00"	11.50"	0.50"	1,200	0.85
S0107-EE13	1/2"	6.00"	13.00"	0.75"	2,200	1.30
S0107-EE16	5/8"	6.00"	14.50"	0.87"	3,500	2.30
S0107-EE20	3/4"	6.00"	16.25"	1.00"	5,200	3.50
S0107-EE25	1"	6.00"	20.00"	1.38"	8,000	8.85
S0107-EE25-1	1"	12.00"	25.50"	1.38"	8,000	10.91
S0107-EE32-1	1-1/4"	12.00"	28.38"	1.71"	12,500	17.60

NOTE: MEETS WLL AND DIMENSIONS OF ASTM SPECIFICATION F1145-05 (2011) TYPE 1, CLASS D. MEETS ASME B30.26-2010 SECTION 26-2.0. BODIES ONLY ON PAGE 23: S0106-BD SERIES. NUTS ARE AVAILABLE (PAGE 98), BUT SOLD SEPARATELY.

TURNBUCKLE HOOK & EYE

316-NM STAINLESS STEEL

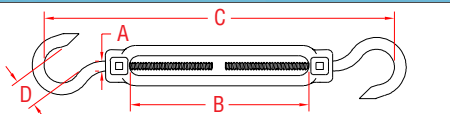


ITEM	A	B	C	D	E	WLL	WT
	(size)	(adjustment)				(lb)	(lb)
S0110-HE07	1/4"	4.00"	7.50"	0.33"	0.39"	300	0.25
S0110-HE08	5/16"	4.50"	8.50"	0.41"	0.44"	500	0.45
S0110-HE10	3/8"	6.00"	10.75"	0.51"	0.52"	750	0.67
S0110-HE13	1/2"	6.00"	12.00"	0.75"	0.55"	1,050	1.20
S0110-HE16	5/8"	6.00"	13.50"	0.87"	0.57"	1,600	2.10
S0110-HE20	3/4"	6.00"	15.50"	1.00"	0.90"	2,000	3.00

NOTE: MEETS WLL AND DIMENSIONS OF ASTM SPECIFICATION F1145-05 (2011) TYPE 1, CLASS F. MEETS ASME B30.26-2010 SECTION 26-2.0. BODIES AND EYES ARE FORGED. HOOKS ARE FORGED AND COLD FORGED. BODIES ONLY ON PAGE 23: S0106-BD SERIES. NUTS ARE AVAILABLE (PAGE 98), BUT SOLD SEPARATELY.

TURNBUCKLE HOOK & HOOK

316-NM STAINLESS STEEL



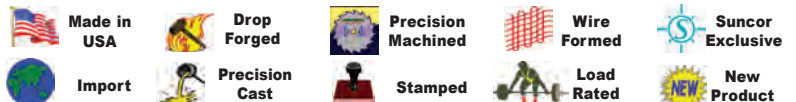
ITEM	A	B	C	D	WLL	WT
	(size)	(adjustment)			(lb)	(lb)
S0111-HH07	1/4"	4.00"	6.87"	0.39"	300	0.22
S0111-HH08	5/16"	4.50"	7.75"	0.44"	500	0.35
S0111-HH10	3/8"	6.00"	10.37"	0.52"	750	0.60
S0111-HH13	1/2"	6.00"	10.50"	0.55"	1,050	1.10
S0111-HH16	5/8"	6.00"	14.25"	0.57"	1,600	1.90
S0111-HH20	3/4"	6.00"	14.25"	0.90"	2,000	2.75

NOTE: MEETS WLL AND DIMENSIONS OF ASTM SPECIFICATION F1145-05 (2011) TYPE 1, CLASS E. BODIES AND EYES ARE FORGED. HOOKS ARE FORGED AND COLD FORGED. MEETS ASME B30.26-2010 SECTION 26-2.0. BODIES ONLY ON PAGE 23: S0106-BD SERIES. NUTS ARE AVAILABLE (PAGE 98), BUT SOLD SEPARATELY.



ORDERS ONLY: 800-394-2222 (USA+CANADA)

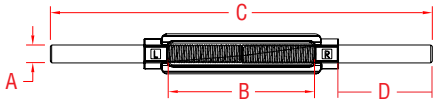
Key:



All logos, icons, images, measurements and descriptions are the sole property of Suncor Stainless, Inc. © 2016 Suncor Stainless, Inc.

TURNBUCKLE STUB & STUB

316-NM STAINLESS STEEL

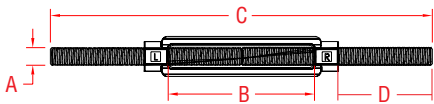


ITEM	A	B	C	D	WLL	WT
	(size)	(adjustment)			(lb)	(lb)
S0112-SS07	1/4"	4.00"	9.00"	2.00"	500	0.27
S0112-SS08	5/16"	4.50"	10.50"	2.50"	800	0.67
S0112-SS10	3/8"	6.00"	13.00"	2.85"	1,200	0.72
S0112-SS13	1/2"	6.00"	14.13"	3.30"	2,200	1.23
S0112-SS16	5/8"	6.00"	15.00"	3.38"	3,500	2.25
S0112-SS20	3/4"	6.00"	16.00"	3.85"	5,200	3.19
S0112-SS25	1"	6.00"	18.00"	4.65"	8,000	6.32
S0112-SS25-1	1"	12.00"	24.38"	4.65"	8,000	10.43
S0112-SS32-1	1-1/4"	12.00"	26.00"	4.90"	12,500	14.75

NOTE:
MEETS WLL AND DIMENSIONS OF ASTM SPECIFICATION F1145-05 (2011)
TYPE 1, CLASS C. BODIES ONLY ON PAGE 23. NUTS ARE AVAILABLE
(PAGE 98), BUT SOLD SEPARATELY.

TURNBUCKLE FULL THREAD

316-NM STAINLESS STEEL

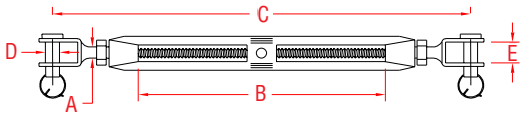


ITEM	A	B	C	D	WLL	WT
	(size)	(adjustment)			(lb)	(lb)
S0112-TS07	1/4"	4.00"	9.00"	2.00"	500	0.26
S0112-TS08	5/16"	4.50"	10.50"	2.25"	800	0.64
S0112-TS10	3/8"	6.00"	13.00"	2.88"	1,200	0.68
S0112-TS13	1/2"	6.00"	14.00"	3.00"	2,200	1.17
S0112-TS16	5/8"	6.00"	15.00"	3.25"	3,500	2.14
S0112-TS20	3/4"	6.00"	16.00"	3.50"	5,200	3.03
S0112-TS25	1"	6.00"	18.00"	4.00"	8,000	6.00

NOTE:
MEETS WLL AND DIMENSIONS OF ASTM SPECIFICATION F1145-92 TYPE 1.
BODIES ONLY ON PAGE 23. NUTS ARE AVAILABLE (PAGE 98), BUT SOLD
SEPARATELY.

TURNBUCKLE OPEN JAW & JAW

316 STAINLESS STEEL


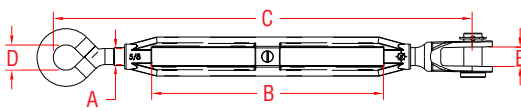


ITEM	A	B	C	D	E	WLL
	(size)	(adjustment)				(lb)
S0105-0005	3/16"	2.50"	4.81"	0.18"	0.30"	300
S0105-0007	1/4"	3.00"	5.75"	0.22"	0.38"	440
S0105-0008	5/16"	4.00"	7.12"	0.30"	0.40"	800
S0105-0010	3/8"	6.00"	10.00"	0.37"	0.46"	1,200
S0105-0013	1/2"	6.00"	11.00"	0.46"	0.59"	2,200
S0105-0016	5/8"	8.00"	14.50"	0.63"	0.69"	2,800
S0105-0020	3/4"	10.00"	18.00"	0.73"	0.76"	3,500

NOTE:
ECONOMICAL, YET HIGH QUALITY TURNBUCKLE WITH PRECISION
CAST BODY. JAWS ARE FORMED AND WELDED. BODIES ONLY ON PAGE 23.
THREADS ARE STANDARD "UNC".

TURNBUCKLE JAW & EYE

316 STAINLESS STEEL


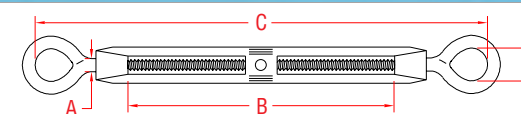



ITEM	A	B	C	D	E	WLL
	(size)	(adjustment)				(lb)
S0154-JE05	3/16"	2.50"	5.12"	0.38"	0.30"	300
S0154-JE07	1/4"	3.00"	5.87"	0.44"	0.38"	440
S0154-JE08	5/16"	4.00"	7.12"	0.50"	0.44"	800
S0154-JE10	3/8"	6.00"	10.25"	0.65"	0.50"	1,200
S0154-JE13	1/2"	6.00"	11.62"	0.75"	0.63"	2,200
S0154-JE16	5/8"	8.00"	14.50"	0.87"	0.63"	2,800
S0154-JE20	3/4"	10.00"	17.00"	1.10"	0.85"	3,500

NOTE:
ECONOMICAL, YET HIGH QUALITY TURNBUCKLE WITH PRECISION
CAST BODY. JAW AND EYE ARE FORMED AND WELDED. THREADS ARE STANDARD
"UNC". BODIES ONLY ON PAGE 23. NUTS ARE AVAILABLE (PAGE 98), BUT
SOLD SEPARATELY.

TURNBUCKLE EYE & EYE

316 STAINLESS STEEL



ITEM	A	B	C	D	WLL	WT
	(size)	(adjustment)			(lb)	(lb)
S0154-EE05	3/16"	2.50"	5.19"	0.38"	300	0.08
S0154-EE07	1/4"	3.00"	5.90"	0.44"	440	0.18
S0154-EE08	5/16"	4.00"	7.00"	0.50"	800	0.33
S0154-EE10	3/8"	6.00"	10.25"	0.65"	1,200	0.68
S0154-EE13	1/2"	6.00"	10.81"	0.75"	2,200	1.31
S0154-EE16	5/8"	8.00"	14.32"	0.87"	2,800	2.40
S0154-EE20	3/4"	10.00"	17.31"	1.10"	3,500	4.33

NOTE:
ECONOMICAL, YET HIGH QUALITY TURNBUCKLE WITH PRECISION
CAST BODY. EYES ARE FORMED AND WELDED. THREADS ARE STANDARD
"UNC". BODIES ONLY ON PAGE 23. NUTS ARE AVAILABLE (PAGE 98), BUT
SOLD SEPARATELY.

**LIMITED LIFETIME
WARRANTY**


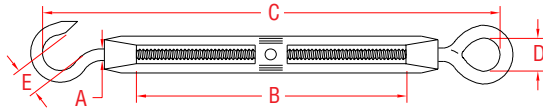
SUNCOR STAINLESS

TEL 508-732-9191 • FAX 508-732-9798 • ORDERS ONLY 800-394-2222

www.suncorstainless.com

TURNBUCKLES


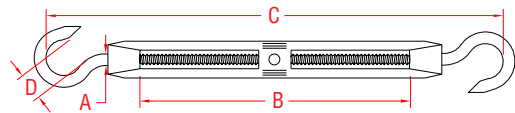

TURNBUCKLE HOOK & EYE 316 STAINLESS STEEL



ITEM	A (size)	B (adjustment)	C	D	E	WLL (lb)
S0154-HE05	3/16"	2.50"	5.12"	0.38"	0.30"	100
S0154-HE07	1/4"	3.00"	5.87"	0.44"	0.38"	200
S0154-HE08	5/16"	4.00"	7.12"	0.50"	0.44"	400
S0154-HE10	3/8"	6.00"	10.25"	0.65"	0.50"	700
S0154-HE13	1/2"	6.00"	11.62"	0.75"	0.63"	1,000
S0154-HE16	5/8"	8.00"	14.50"	0.87"	0.63"	1,600
S0154-HE20	3/4"	10.00"	17.00"	1.10"	0.85"	2,000

NOTE:
ECONOMICAL, YET HIGH QUALITY TURNBUCKLE WITH PRECISION CAST BODY. EYES ARE FORMED AND WELDED. THREADS ARE STANDARD "UNC". BODIES ONLY ON PAGE 23. NUTS ARE AVAILABLE (PAGE 98), BUT SOLD SEPARATELY.


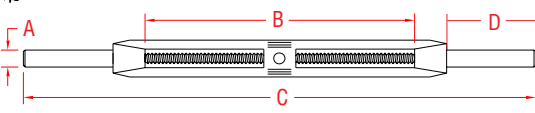
TURNBUCKLE HOOK & HOOK 316 STAINLESS STEEL



ITEM	A (size)	B (adjustment)	C	D	WLL (lb)	WT (lb)
S0154-HH05	3/16"	2.50"	4.94"	0.30"	100	0.07
S0154-HH07	1/4"	3.00"	6.18"	0.38"	200	0.17
S0154-HH08	5/16"	4.00"	7.56"	0.45"	400	0.32
S0154-HH10	3/8"	6.00"	10.38"	0.52"	700	0.66
S0154-HH13	1/2"	6.00"	10.62"	0.56"	1,000	1.26
S0154-HH16	5/8"	8.00"	14.38"	0.75"	1,500	2.30
S0154-HH20	3/4"	10.00"	16.87"	0.97"	2,000	3.85

NOTE:
ECONOMICAL, YET HIGH QUALITY TURNBUCKLE WITH PRECISION CAST BODY. HOOKS ARE FORMED. THREADS ARE STANDARD "UNC". BODIES ONLY ON PAGE 23. NUTS ARE AVAILABLE (PAGE 98), BUT SOLD SEPARATELY.


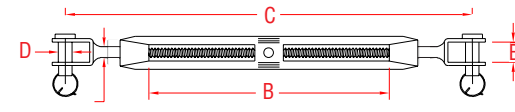
TURNBUCKLE STUB & STUB 316 STAINLESS STEEL



ITEM	A (size)	B (adjustment)	C	D	WT (lb)
S0154-SS05	3/16"	2.50"	5.04"	0.85"	0.08
S0154-SS07	1/4"	3.00"	9.04"	2.50"	0.20
S0154-SS08	5/16"	4.00"	10.56"	2.75"	0.36
S0154-SS10	3/8"	6.00"	13.04"	2.85"	0.70
S0154-SS13	1/2"	6.00"	14.42"	3.35"	1.32
S0154-SS16	5/8"	8.00"	16.28"	3.25"	2.26
S0154-SS20	3/4"	10.00"	18.75"	3.38"	3.66

NOTE:
ECONOMICAL, YET HIGH QUALITY TURNBUCKLE WITH PRECISION CAST BODY. THREADS ARE STANDARD "UNC". BODIES ONLY ON PAGE 23. NUTS ARE AVAILABLE (PAGE 98), BUT SOLD SEPARATELY.

TURNBUCKLE JAW & JAW 316 STAINLESS STEEL



ITEM	A (size)	B (adjustment)	C	D	E	WLL (lb)
S0154-JJ05	3/16"	2.50"	4.81"	0.18"	0.30"	300
S0154-JJ07	1/4"	3.00"	5.75"	0.22"	0.38"	440
S0154-JJ08	5/16"	4.00"	7.12"	0.30"	0.40"	800
S0154-JJ10	3/8"	6.00"	10.00"	0.37"	0.46"	1,200
S0154-JJ13	1/2"	6.00"	11.00"	0.46"	0.59"	2,200
S0154-JJ16	5/8"	8.00"	14.50"	0.63"	0.69"	2,800
S0154-JJ20	3/4"	10.00"	18.00"	0.73"	0.76"	3,500

NOTE:
ECONOMICAL, YET HIGH QUALITY TURNBUCKLE WITH PRECISION CAST BODY. JAWS ARE FORMED AND WELDED. THREADS ARE STANDARD "UNC". BODIES ONLY ON PAGE 23. NUTS ARE AVAILABLE (PAGE 98), BUT SOLD SEPARATELY.




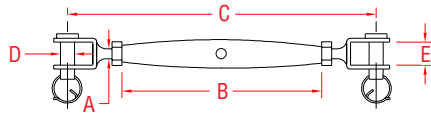
ORDERS ONLY: 800-394-2222
(USA+CANADA)

Key:



All logos, icons, images, measurements and descriptions are the sole property of Suncor Stainless, Inc.
© 2016 Suncor Stainless, Inc.

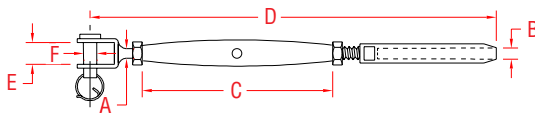
TURNBUCKLE JAW & JAW 316 STAINLESS STEEL



ITEM	A	B	C	D	E	WLL
	(size)					(lb)
S0101-0005	3/16"	3.13"	4.75"	0.18"	0.30"	300
S0101-0007	1/4"	3.50"	5.50"	0.22"	0.38"	440
S0101-0008	5/16"	4.31"	7.06"	0.30"	0.40"	800
S0101-0010	3/8"	4.87"	7.75"	0.37"	0.46"	1,200
S0101-0013	1/2"	5.80"	9.50"	0.46"	0.59"	2,200
S0101-0016	5/8"	7.50"	13.00"	0.62"	0.85"	2,800

NOTE:
THIS CLOSED TYPE TURNBUCKLE IS IDEAL FOR ARCHITECTURAL APPLICATIONS. BODY IS MACHINED FROM TUBING. JAWS ARE FORMED AND WELDED. BODIES ONLY ON PAGE 23. THREADS ARE STANDARD "UNC".


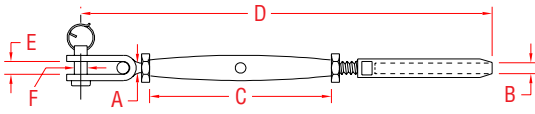
TURNBUCKLE JAW & SWAGE 316 STAINLESS STEEL



ITEM	A	B	C	D	E	F	WT
	(size)						(lb)
S0781-0703	1/4"	1/8"	4.20"	7.50"	0.38"	0.22"	0.19
S0781-0704	1/4"	5/32"	4.20"	7.75"	0.38"	0.22"	0.21
S0781-0705	1/4"	3/16"	4.25"	8.25"	0.38"	0.22"	0.23
S0781-0904	5/16"	5/32"	4.32"	8.19"	0.40"	0.30"	0.35
S0781-0905	5/16"	3/16"	4.32"	8.56"	0.40"	0.30"	0.37
S0781-1005	3/8"	3/16"	4.90"	9.25"	0.46"	0.37"	0.53
S0781-1007	3/8"	1/4"	4.90"	10.00"	0.46"	0.37"	0.60
S0781-1307	1/2"	1/4"	5.87"	11.87"	0.59"	0.46"	1.09
S0781-1309	1/2"	5/16"	5.87"	12.62"	0.59"	0.46"	1.21
S0781-1610	5/8"	3/8"	7.48"	15.00"	0.70"	0.55"	2.50
S0781-2013	3/4"	1/2"	8.66"	17.40"	0.94"	0.75"	4.20

NOTE:
OTHER CONFIGURATIONS ARE AVAILABLE. BODIES ONLY ON PAGE 23. THREADS ARE "UNF". MACHINE SWAGE ONLY.

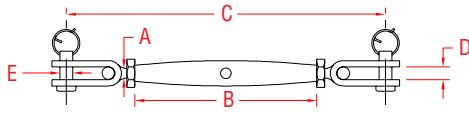
TURNBUCKLE TOGGLE & SWAGE 316 STAINLESS STEEL



ITEM	A	B	C	D	E	F	WT
	(size)						(lb)
S0782-0501	3/16"	1/16"	3.56"	6.62"	0.26"	0.19"	0.14
S0782-0502	3/16"	3/32"	3.56"	6.87"	0.26"	0.19"	0.14
S0782-0702	1/4"	3/32"	4.20"	7.62"	0.35"	0.23"	0.22
S0782-0703	1/4"	1/8"	4.20"	7.87"	0.35"	0.23"	0.25
S0782-0704	1/4"	5/32"	4.20"	8.12"	0.35"	0.23"	0.27
S0782-0904	5/16"	5/32"	4.32"	8.56"	0.40"	0.31"	0.40
S0782-0905	5/16"	3/16"	4.32"	9.00"	0.40"	0.31"	0.43
S0782-1005	3/8"	3/16"	4.90"	9.75"	0.56"	0.37"	0.64
S0782-1007	3/8"	1/4"	4.90"	10.44"	0.56"	0.37"	0.69
S0782-1307	1/2"	1/4"	5.87"	12.25"	0.63"	0.47"	1.32
S0782-1309	1/2"	5/16"	5.87"	13.00"	0.63"	0.47"	1.50
S0782-1610	5/8"	3/8"	7.50"	17.00"	0.80"	0.62"	2.69

NOTE:
OTHER CONFIGURATIONS ARE AVAILABLE. BODIES ONLY ON PAGE 23. THREADS ARE "UNF". MACHINE SWAGE ONLY.

TURNBUCKLE TOGGLE & TOGGLE 316 STAINLESS STEEL




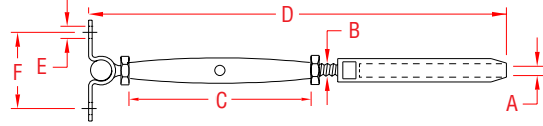
ITEM	A	B	C	D	E	WLL
	(size)					(lb)
S0783-0005	3/16"	3.56"	6.00"	0.26"	0.19"	240
S0783-0007	1/4"	4.20"	6.87"	0.35"	0.23"	550
S0783-0008	5/16"	4.32"	7.63"	0.40"	0.31"	860
S0783-0010	3/8"	4.90"	9.12"	0.56"	0.37"	1,700
S0783-0013	1/2"	5.87"	10.87"	0.63"	0.47"	2,060
S0783-0016	5/8"	7.50"	13.75"	0.80"	0.62"	2,800

NOTE:
THIS TURNBUCKLE IS IDEAL FOR ARCHITECTURAL AND MARINE APPLICATIONS. BODY IS MACHINED FROM TUBING. BODIES ONLY ON PAGE 23. TOGGLES ARE FORMED. THREADS ARE "UNF".



TURNBUCKLES

TURNBUCKLE WALL MOUNT & SWAGE 316 STAINLESS STEEL




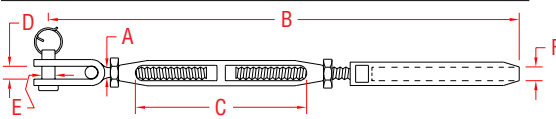
ITEM	A	B	C	D	E	F	WT
	(size)						(lb)
S0784-0703	1/8"	1/4"	4.20"	7.25"	0.25"	1.58"	0.25
S0784-0704	5/32"	1/4"	4.20"	7.50"	0.25"	1.58"	0.28
S0784-0705	3/16"	1/4"	4.20"	8.00"	0.25"	1.58"	0.32

NOTE:
THREADS ARE "UNF". MACHINE SWAGE ONLY. TURNBUCKLES WITH QUICK ATTACH™ FITTINGS ARE SHOWN ON PAGES 46.

BODIES ONLY ON PAGE 23.

REFERENCE "FASTENER MATCHING CHART" (PAGE 156) FOR COMPATIBLE FASTENERS.

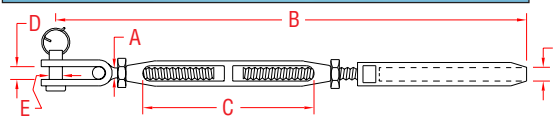
TURNBUCKLE TOGGLE & SWAGE CHROMED BRONZE BODY & STAINLESS ENDS



ITEM	A	B	C	D	E	F	WT
	(size)		(adjustment)		(wire)		(lb)
S0786-0703	1/4"	8.37"	3.50"	0.35"	0.23"	1/8"	0.27
S0786-0704	1/4"	8.81"	3.50"	0.35"	0.23"	5/32"	0.28
S0786-0705	1/4"	8.87"	3.50"	0.35"	0.23"	3/16"	0.32
S0786-0904	5/16"	9.25"	3.80"	0.40"	0.31"	5/32"	0.42
S0786-0905	5/16"	9.62"	3.80"	0.40"	0.31"	3/16"	0.44
S0786-1005	3/8"	11.50"	4.40"	0.56"	0.37"	3/16"	0.77
S0786-1006	3/8"	11.50"	4.40"	0.56"	0.37"	7/32"	0.79
S0786-1007	3/8"	11.50"	4.40"	0.56"	0.37"	1/4"	0.81
S0786-1307	1/2"	13.00"	4.62"	0.63"	0.47"	1/4"	1.48
S0786-1308	1/2"	13.25"	4.62"	0.63"	0.47"	9/32"	1.50
S0786-1309	1/2"	13.75"	4.62"	0.63"	0.47"	5/16"	1.50

NOTE: THREADS ARE "UNF". MACHINE SWAGE ONLY.


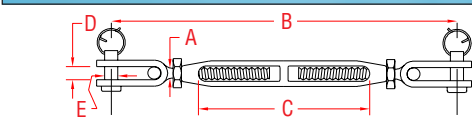
TURNBUCKLE TOGGLE & SWAGE BRONZE BODY & STAINLESS ENDS



ITEM	A	B	C	D	E	F	WT
	(size)		(adjustment)		(wire)		(lb)
S0789-0703	1/4"	8.37"	3.50"	0.35"	0.23"	1/8"	0.27
S0789-0704	1/4"	8.81"	3.50"	0.35"	0.23"	5/32"	0.28
S0789-0705	1/4"	8.87"	3.50"	0.35"	0.23"	3/16"	0.32
S0789-0904	5/16"	9.25"	3.80"	0.40"	0.31"	5/32"	0.42
S0789-0905	5/16"	9.62"	3.80"	0.40"	0.31"	3/16"	0.44
S0789-1005	3/8"	11.50"	4.40"	0.56"	0.37"	3/16"	0.63
S0789-1007	3/8"	11.50"	4.40"	0.56"	0.37"	1/4"	0.67
S0789-1307	1/2"	13.00"	4.62"	0.63"	0.47"	1/4"	1.48
S0789-1308	1/2"	13.25"	4.62"	0.63"	0.47"	9/32"	1.50
S0789-1309	1/2"	13.75"	4.62"	0.63"	0.47"	5/16"	1.50

NOTE: THREADS ARE "UNF". OTHER CONFIGURATIONS, SUCH AS TOGGLE/TOGGLE ARE AVAILABLE.

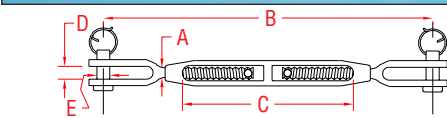
TURNBUCKLE TOGGLE & TOGGLE CHROMED BRONZE BODY & STAINLESS ENDS



ITEM	A	B	C	D	E	WLL
	(size)		(adjustment)			(lb)
S0785-0007	1/4"	7.12"	3.50"	0.35"	0.23"	550
S0785-0009	5/16"	8.25"	3.80"	0.40"	0.31"	860
S0785-0010	3/8"	9.75"	4.40"	0.56"	0.37"	1,700
S0785-0013	1/2"	11.62"	4.62"	0.63"	0.47"	2,060

NOTE:
SILICON BRONZE, THEN CHROMED TO PREVENT GALLING. THE END FITTINGS ARE MADE FROM 316 STAINLESS STEEL. THREADS ARE "UNF".

TURNBUCKLE JAW & JAW CHROMED BRONZE BODY & ENDS



ITEM	A	B	C	D	E	WLL	WT
	(size)		(adjustment)			(lb)	(lb)
S0787-0007	1/4"	7.25"	3.50"	0.25"	0.25"	550	0.30
S0787-0009	5/16"	8.50"	3.80"	0.31"	0.31"	860	0.45
S0787-0010	3/8"	8.87"	4.40"	0.38"	0.38"	1,700	0.86

NOTE:
COMPLETE TURNBUCKLE IS FORGED SILICON BRONZE, THEN CHROMED TO PREVENT GALLING. THREADS ARE "UNF". NUTS ARE AVAILABLE (PAGE 98), BUT SOLD SEPARATELY.



ORDERS ONLY: 800-394-2222 (USA+CANADA)


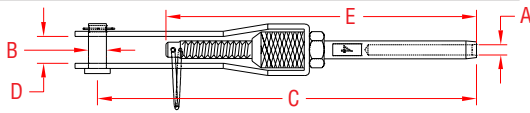
Key:



All logos, icons, images, measurements and descriptions are the sole property of Suncor Stainless, Inc. © 2016 Suncor Stainless, Inc.

LIFELINE ADJUSTER

316 STAINLESS STEEL



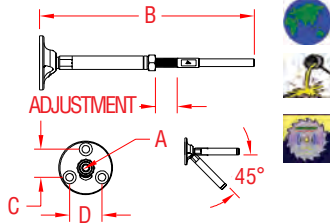
ITEM	A	B	C	D	E	WT
	(size)					(lb)
S0745-0003	1/8"	0.24"	5.25"	0.42"	4.35"	0.16
S0745-0004	5/32"	0.24"	5.67"	0.42"	4.70"	0.18
S0745-0005	3/16"	0.24"	5.89"	0.42"	4.97"	0.20

NOTE:

TENSIONER DESIGNED FOR, BUT NOT LIMITED TO, LIFELINE APPLICATIONS. S0731-0703 SWAGE STUD (PAGE 33) IS USED IN THIS ASSEMBLY.

HANDISWAGE™ TENSIONER

316L STAINLESS STEEL




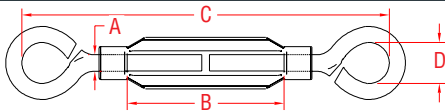
ITEM	A	B	C	D	ADJUSTMENT	WT
	(cable)					(lb)
S0748-H003	1/8"	6.12"	0.78"	0.90"	1.35"	0.14

NOTE:

DESIGNED FOR HAND SWAGE USE ONLY. THE HANDISWAGE™ TENSIONER IS USED IN ARCHITECTURAL CABLE RAILING APPLICATIONS. THIS TENSIONER IS MADE FROM GRADE 316L STAINLESS STEEL FOR CORROSION RESISTANCE AND DURABILITY. IT FEATURES A SLOTTED BASE TO ACHIEVE ANGLES UP TO 45 DEGREES. CRIMP THE STUD ONTO CABLE USING THE HAND SWAGER (E0113-H600).

TURNBUCKLE EYE & EYE

ALUMINUM & STAINLESS STEEL



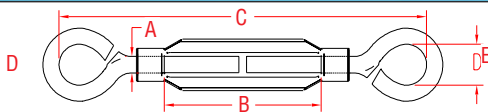
ITEM	A	B	C	D	WLL	WT
	(size)	(adjustment)			(lb)	(lb)
A0154-EE05-A	3/16"	1.61"	3.72"	0.31"	70	0.04
A0154-EE07-A	1/4"	2.04"	4.98"	0.52"	160	0.12
A0154-EE08-A	5/16"	2.62"	5.88"	0.49"	230	0.20
A0154-EE10-A	3/8"	2.98"	7.40"	0.63"	300	0.38

NOTE:

LOWEST COST TURNBUCKLE. BODY IS ALUMINUM; ENDS ARE 304 STAINLESS STEEL. TO BE USED IN LIGHT DUTY APPLICATIONS ONLY. NUTS ARE AVAILABLE (PAGE 98), BUT SOLD SEPARATELY.

TURNBUCKLE HOOK & EYE

ALUMINUM & STAINLESS STEEL



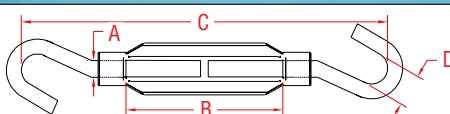
ITEM	A	B	C	D	E	WLL
	(size)	(adjustment)				(lb)
A0154-HE05-A	3/16"	1.61"	3.70"	0.31"	0.26"	40
A0154-HE07-A	1/4"	2.04"	5.02"	0.52"	0.48"	80
A0154-HE08-A	5/16"	2.62"	6.05"	0.49"	0.48"	125
A0154-HE10-A	3/8"	2.98"	7.37"	0.63"	0.60"	180

NOTE:

LOWEST COST TURNBUCKLE. BODY IS ALUMINUM; ENDS ARE 304 STAINLESS STEEL. TO BE USED IN LIGHT DUTY APPLICATIONS ONLY. NUTS ARE AVAILABLE (PAGE 98), BUT SOLD SEPARATELY.

TURNBUCKLE HOOK & HOOK

ALUMINUM & STAINLESS STEEL



ITEM	A	B	C	D	WLL	WT
	(size)	(adjustment)			(lb)	(lb)
A0154-HH05-A	3/16"	1.61"	3.90"	0.26"	70	0.04
A0154-HH07-A	1/4"	2.04"	5.08"	0.48"	100	0.11
A0154-HH08-A	5/16"	2.62"	6.22"	0.48"	150	0.20
A0154-HH10-A	3/8"	2.98"	7.33"	0.60"	200	0.36

NOTE:

LOWEST COST TURNBUCKLE. BODY IS ALUMINUM; ENDS ARE 304 STAINLESS STEEL. TO BE USED IN LIGHT DUTY APPLICATIONS ONLY. NUTS ARE AVAILABLE (PAGE 98), BUT SOLD SEPARATELY.



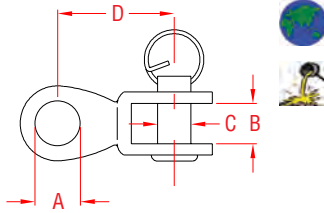
TEL 508-732-9191 • FAX 508-732-9798 • ORDERS ONLY 800-394-2222

www.suncorstainless.com

TURNBUCKLES

RIGGING TOGGLE

316 STAINLESS STEEL

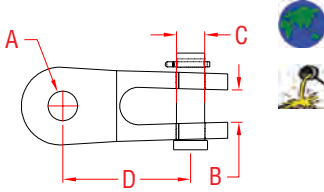


ITEM	A	B	C	D	WLL	WT
	(size)				(lb)	(lb)
S0168-0005	7/32"	0.24"	0.20"	0.87"	300	0.05
S0168-0006	1/4"	0.28"	0.24"	1.12"	400	0.06
S0168-0008	11/32"	0.40"	0.32"	1.25"	800	0.10
S0168-0010	3/8"	0.48"	0.36"	1.43"	1,200	0.16
S0168-0012	1/2"	0.52"	0.48"	2.00"	1,600	0.32

NOTE:
INCLUDES REMOVABLE CLEVIS PIN.

RIGGING TOGGLE

316 STAINLESS STEEL

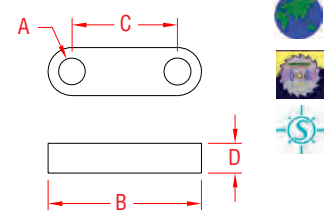


ITEM	A	B	C	D	WLL	WT
	(size)				(lb)	(lb)
S0168-SS07	1/4"	0.26"	0.25"	1.01"	440	0.08
S0168-SS08	5/16"	0.34"	0.31"	1.25"	800	0.11
S0168-SS10	3/8"	0.40"	0.37"	1.50"	1,200	0.17
S0168-SS12	7/16"	0.48"	0.43"	1.94"	1,600	0.28
S0168-SS13	1/2"	0.56"	0.50"	1.87"	2,200	0.45
S0168-SS16	5/8"	0.63"	0.63"	2.60"	3,500	0.84

NOTE:
INCLUDES REMOVABLE CLEVIS PIN.

UNIVERSAL LINK

316 STAINLESS STEEL



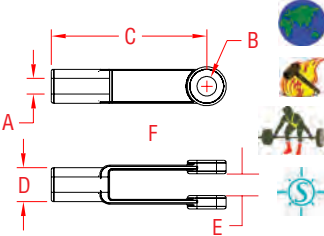
ITEM	SIZE	A	B	C	D	WT
						(lb)
S0100-0007	1/4"	0.28"	1.61"	1.11"	0.31"	0.05
S0100-0008	5/16"	0.31"	1.87"	1.22"	0.34"	0.08
S0100-0010	3/8"	0.40"	2.12"	1.38"	0.46"	0.14
S0100-0013	1/2"	0.50"	2.71"	1.71"	0.50"	0.27

NOTE:
DESIGNED FOR LINKING COMPONENTS WITH MATCHING PIN DIAMETERS. EASILY CONNECT JAWS, SHACKLES, TOGGLES, YOKE ENDS, ETC. THIS UNIVERSAL LINK IS A SIMPLE, YET VERSATILE RIGGING SOLUTION.



YOKE END UNTHREADED

316-NM STAINLESS STEEL

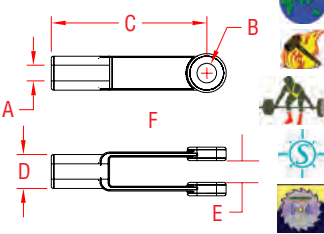


ITEM	SIZE	A	B	C	D	E	F	WLL
								(lb)
S0113-U005	3/16"	0.15"	0.19"	1.56"	0.31"	0.19"	0.89"	300
S0113-U007	1/4"	0.21"	0.25"	2.00"	0.44"	0.29"	1.08"	500
S0113-U008	5/16"	0.27"	0.31"	2.25"	0.50"	0.33"	1.26"	800
S0113-U010	3/8"	0.33"	0.38"	2.55"	0.63"	0.42"	1.45"	1,200
S0113-U013	1/2"	0.45"	0.50"	3.00"	0.81"	0.58"	1.65"	2,200
S0113-U016	5/8"	0.57"	0.63"	4.94"	1.06"	0.70"	3.37"	3,500
S0113-U020	3/4"	0.68"	0.75"	6.06"	1.25"	0.79"	4.25"	5,200

NOTE:
SOLD WITH CLEVIS PINS.
THIS ITEM IS NOT THREADED. CALL FOR SPECIAL THREADS.

YOKE END THREADED

316-NM STAINLESS STEEL
UNC

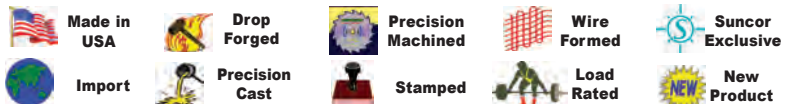


ITEM	A	B	C	D	E	F	WLL	
	(thread size)							(lb)
S0113-RC05	3/16"	0.19"	1.56"	0.31"	0.19"	0.89"	300	
S0113-RC07	1/4"	0.25"	2.00"	0.44"	0.29"	1.08"	500	
S0113-RC08	5/16"	0.31"	2.25"	0.50"	0.33"	1.26"	800	
S0113-RC10	3/8"	0.38"	2.55"	0.63"	0.42"	1.45"	1,200	
S0113-RC13	1/2"	0.50"	3.00"	0.81"	0.58"	1.65"	2,200	
S0113-RC16	5/8"	0.63"	4.94"	1.06"	0.70"	3.37"	3,500	
S0113-RC20	3/4"	0.75"	6.06"	1.25"	0.79"	4.25"	5,200	

NOTE:
SOLD WITH CLEVIS PINS.
"UNC" RIGHT HAND THREADED.

SUNCOR
Stainless
ORDERS ONLY: 800-394-2222
(USA+CANADA)

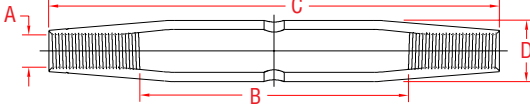
Key:



All logos, icons, images, measurements and descriptions are the sole property of Suncor Stainless, Inc.
© 2016 Suncor Stainless, Inc.

TURNBUCKLE BODY - CLOSED

316 STAINLESS STEEL

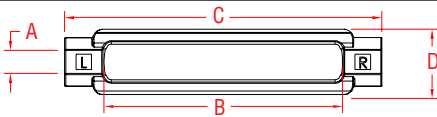


ITEM	A (size)	B (adjustment)	C	D	WLL (lb)	WT (lb)
UNC THREAD						
P0101-BD05	3/16"	3.00"	3.65"	0.39"	300	0.06
P0101-BD07	1/4"	3.50"	4.22"	0.39"	440	0.07
P0101-BD08	5/16"	3.50"	4.42"	0.54"	800	0.14
P0101-BD10	3/8"	3.50"	4.75"	0.67"	1,200	0.19
P0101-BD13	1/2"	4.75"	6.10"	0.79"	2,200	0.28
P0101-BD16	5/8"	5.50"	7.53"	1.08"	2,800	0.68
UNF THREAD						
P0780-BD05	3/16"	3.00"	3.65"	0.39"	300	0.06
P0780-BD07	1/4"	3.50"	4.22"	0.39"	440	0.07
P0780-BD09	5/16"	3.50"	4.42"	0.54"	800	0.14
P0780-BD10	3/8"	3.50"	4.75"	0.67"	1,200	0.19
P0780-BD13	1/2"	4.75"	6.10"	0.79"	2,200	0.28
P0780-BD16	5/8"	5.50"	7.53"	1.08"	2,800	0.68
P0780-BD20	3/4"	7.00"	8.70"	1.32"	3,500	1.02
P0780-BD22	7/8"	12.00"	15.00"	1.47"	5,200	3.25

NOTE:
MULTIPLE CONFIGURATIONS AVAILABLE FOR USE WITH THIS BODY.

TURNBUCKLE BODY

316-NM STAINLESS STEEL


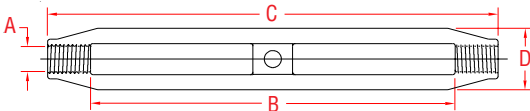



ITEM	A (size)	B (adjustment)	C	D	WLL (lb)	WT (lb)
S0106-BD07	1/4"	4.00"	4.75"	0.72"	500	0.15
S0106-BD08	5/16"	4.50"	5.50"	0.82"	800	0.25
S0106-BD10	3/8"	6.00"	7.13"	0.97"	1,200	0.35
S0106-BD13	1/2"	6.00"	7.50"	1.16"	2,200	0.55
S0106-BD16	5/8"	6.00"	7.81"	1.38"	3,500	0.90
S0106-BD20	3/4"	6.00"	8.19"	1.69"	5,200	1.15
S0106-BD25	1"	6.00"	9.00"	2.31"	8,000	2.69
S0106-BD25-1	1"	12.00"	14.81"	2.31"	8,000	4.17
S0106-BD32-1	1-1/4"	12.00"	15.13"	2.62"	12,500	5.90
S0106-BD38-1	1-1/2"	12.00"	15.81"	3.20"	17,000	9.57

NOTE:
MEETS WLL & DIMENSIONS OF ASTM SPECIFICATION F1145-92, TYPE 1.

TURNBUCKLE BODY - OPEN

UNC THREAD - 316 STAINLESS STEEL

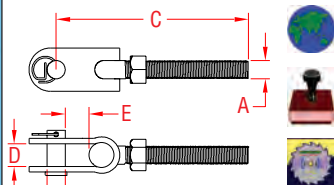


ITEM	A (size)	B (adjustment)	C	D	WLL (lb)	WT (lb)
P0105-BD05	3/16"	2.50"	3.28"	0.44"	300	0.04
P0105-BD07	1/4"	3.00"	3.98"	0.61"	440	0.10
P0105-BD08	5/16"	4.00"	5.10"	0.70"	800	0.15
P0105-BD10	3/8"	6.00"	7.50"	0.85"	1,200	0.34
P0105-BD13	1/2"	6.00"	7.41"	1.12"	2,200	0.61
P0105-BD16	5/8"	8.00"	9.94"	1.34"	2,800	1.08
P0105-BD20	3/4"	10.00"	12.10"	1.70"	3,500	1.90

NOTE:
MULTIPLE CONFIGURATIONS AVAILABLE FOR USE WITH THIS BODY.

TURNBUCKLE TOGGLE

UNF THREAD
316 STAINLESS STEEL




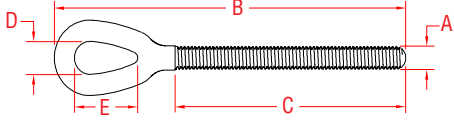
ITEM	A (size)	B	C	D	E	WLL (lb)	WT (lb)
RIGHT HAND, UNF							
P0780-RT05	3/16"	0.19"	3.00"	0.25"	0.58"	240	0.05
P0780-RT07	1/4"	0.23"	3.41"	0.37"	0.45"	550	0.09
P0780-RT09	5/16"	0.31"	3.95"	0.39"	0.61"	860	0.17
P0780-RT10	3/8"	0.37"	4.35"	0.52"	0.75"	1,700	0.27
P0780-RT13	1/2"	0.47"	5.60"	0.59"	0.62"	2,060	0.66
P0780-RT16	5/8"	0.62"	6.65"	0.79"	0.83"	2,800	1.45
LEFT HAND, UNF							
P0780-LT05	3/16"	0.19"	3.00"	0.25"	0.58"	240	0.05
P0780-LT07	1/4"	0.23"	3.41"	0.37"	0.45"	550	0.09
P0780-LT09	5/16"	0.31"	3.95"	0.39"	0.61"	860	0.17
P0780-LT10	3/8"	0.37"	4.35"	0.52"	0.75"	1,700	0.27
P0780-LT13	1/2"	0.47"	5.60"	0.59"	0.62"	2,060	0.66
P0780-LT16	5/8"	0.62"	6.65"	0.79"	0.83"	2,800	1.45

NOTE:
USE WITH "CLOSED" TURNBUCKLE BODY (P0780-BD, ABOVE).




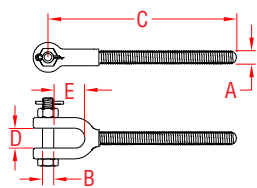
TURNBUCKLE COMPONENTS

TURNBUCKLE EYE - FORGED UNC THREAD - 316 STAINLESS STEEL




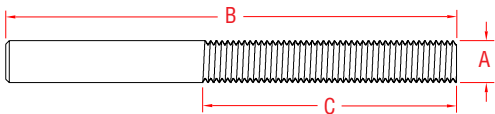
ITEM	A	B	C	D	E	WLL	WT
	(size)					(lb)	(lb)
RIGHT HAND, UNC							
P0106-RE07	1/4"	4.15"	2.65"	0.34"	0.80"	500	0.07
P0106-RE08	5/16"	4.95"	2.98"	0.44"	0.96"	800	0.13
P0106-RE10	3/8"	6.12"	4.02"	0.54"	1.10"	1,200	0.23
P0106-RE13	1/2"	7.00"	4.16"	0.72"	1.40"	2,200	0.43
P0106-RE16	5/8"	8.00"	4.40"	0.89"	1.74"	3,500	0.75
P0106-RE20	3/4"	8.75"	4.75"	1.00"	2.04"	5,200	1.30
P0106-RE25	1"	10.97"	5.06"	1.34"	3.00"	8,000	3.17
P0106-RE25-1	1"	14.00"	8.05"	1.34"	3.00"	8,000	3.71
P0106-RE32-1	1-1/4"	14.91"	7.95"	1.58"	3.37"	12,500	5.94
LEFT HAND, UNC							
P0106-LE07	1/4"	4.15"	2.65"	0.34"	0.80"	500	0.07
P0106-LE08	5/16"	4.95"	2.98"	0.44"	0.96"	800	0.13
P0106-LE10	3/8"	6.12"	4.02"	0.54"	1.10"	1,200	0.23
P0106-LE13	1/2"	7.00"	4.16"	0.72"	1.40"	2,200	0.43
P0106-LE16	5/8"	8.00"	4.40"	0.89"	1.74"	3,500	0.75
P0106-LE20	3/4"	8.75"	4.75"	1.00"	2.04"	5,200	1.30
P0106-LE25	1"	10.97"	5.06"	1.34"	3.00"	8,000	3.17
P0106-LE25-1	1"	14.00"	8.05"	1.34"	3.00"	8,000	3.71
P0106-LE32-1	1-1/4"	14.91"	7.95"	1.58"	3.37"	12,500	5.94
NOTE: USE WITH FORGED "OPEN" TURNBUCKLE BODY (S0106-BD, PAGE 23).							

TURNBUCKLE JAW - FORGED UNC THREAD 316 STAINLESS STEEL



ITEM	A	B	C	D	E	WLL	WT
	(size)					(lb)	(lb)
RIGHT HAND, UNC							
P0106-RJ07	1/4"	0.25"	3.88"	0.44"	0.66"	500	0.11
P0106-RJ08	5/16"	0.25"	4.60"	0.50"	0.85"	800	0.20
P0106-RJ10	3/8"	0.31"	5.31"	0.56"	0.88"	1,200	0.30
P0106-RJ13	1/2"	0.38"	6.04"	0.63"	1.07"	2,200	0.58
P0106-RJ16	5/8"	0.50"	6.87"	0.75"	1.42"	3,500	1.04
P0106-RJ20	3/4"	0.63"	7.56"	1.00"	1.50"	5,200	1.84
P0106-RJ25	1"	0.88"	9.09"	1.25"	2.17"	8,000	4.14
P0106-RJ25-1	1"	0.88"	12.14"	1.25"	2.17"	8,000	4.73
P0106-RJ32-1	1-1/4"	1.11"	13.49"	1.88"	2.90"	12,500	8.41
LEFT HAND, UNC							
P0106-LJ07	1/4"	0.25"	3.88"	0.44"	0.66"	500	0.11
P0106-LJ08	5/16"	0.25"	4.60"	0.50"	0.85"	800	0.20
P0106-LJ10	3/8"	0.31"	5.31"	0.56"	0.88"	1,200	0.30
P0106-LJ13	1/2"	0.38"	6.04"	0.63"	1.07"	2,200	0.58
P0106-LJ16	5/8"	0.50"	6.87"	0.75"	1.42"	3,500	1.04
P0106-LJ20	3/4"	0.63"	7.56"	1.00"	1.50"	5,200	1.84
P0106-LJ25	1"	0.88"	9.09"	1.25"	2.17"	8,000	4.14
P0106-LJ25-1	1"	0.88"	12.14"	1.25"	2.17"	8,000	4.73
P0106-LJ32-1	1-1/4"	1.11"	13.49"	1.88"	2.90"	12,500	8.41
NOTE: USE WITH FORGED "OPEN" TURNBUCKLE BODY (S0106-BD, PAGE 23).							

TURNBUCKLE STUB - FORGED UNC THREAD - 316 STAINLESS STEEL



ITEM	A	B	C	WLL	WT
	(size)			(lb)	(lb)
RIGHT HAND, UNC					
P0106-RS05	3/16"	2.50"	1.80"	300	0.02
P0106-RS07	1/4"	4.50"	2.50"	500	0.05
P0106-RS08	5/16"	5.25"	3.00"	800	0.10
P0106-RS10	3/8"	6.50"	4.00"	1,200	0.18
P0106-RS13	1/2"	7.00"	4.00"	2,200	0.31
P0106-RS16	5/8"	7.50"	4.32"	3,500	0.58
P0106-RS20	3/4"	8.00"	5.00"	5,200	0.92
P0106-RS25	1"	9.00"	5.00"	8,000	1.84
P0106-RS25-1	1"	12.00"	8.18"	8,000	2.40
LEFT HAND, UNC					
P0106-LS05	3/16"	2.50"	1.80"	300	0.02
P0106-LS07	1/4"	4.50"	2.50"	500	0.05
P0106-LS08	5/16"	5.25"	3.00"	800	0.10
P0106-LS10	3/8"	6.50"	4.00"	1,200	0.18
P0106-LS13	1/2"	7.00"	4.00"	2,200	0.31
P0106-LS16	5/8"	7.50"	4.32"	3,500	0.58
P0106-LS20	3/4"	8.00"	5.00"	5,200	0.92
P0106-LS25	1"	9.00"	5.00"	8,000	1.84
P0106-LS25-1	1"	12.00"	8.18"	8,000	2.40
NOTE: USE WITH FORGED "OPEN" TURNBUCKLE BODY (S0106-BD, PAGE 23).					



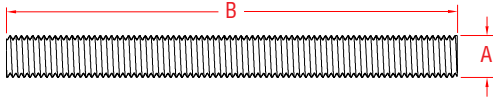
ORDERS ONLY: 800-394-2222
(USA+CANADA)

Key:



All logos, icons, images, measurements and descriptions are the sole property of Suncor Stainless, Inc.
© 2016 Suncor Stainless, Inc.


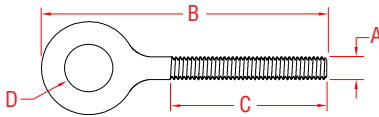
TURNBUCKLE STUD - THREADED UNC THREAD - 316 STAINLESS STEEL



ITEM	A	B	WLL	WT
	(size)	(size)	(lb)	(lb)
RIGHT HAND, UNC				
P0106-RT05	3/16"	2.50"	300	0.02
P0106-RT07	1/4"	4.50"	500	0.05
P0106-RT08	5/16"	5.25"	800	0.09
P0106-RT10	3/8"	6.50"	1,200	0.16
P0106-RT13	1/2"	7.00"	2,200	0.31
P0106-RT16	5/8"	7.50"	3,500	0.53
P0106-RT20	3/4"	8.00"	5,200	0.83
P0106-RT25	1"	9.00"	8,000	1.69
LEFT HAND, UNC				
P0106-LT05	3/16"	2.50"	300	0.02
P0106-LT07	1/4"	4.50"	500	0.05
P0106-LT08	5/16"	5.25"	800	0.09
P0106-LT10	3/8"	6.50"	1,200	0.16
P0106-LT13	1/2"	7.00"	2,200	0.31
P0106-LT16	5/8"	7.50"	3,500	0.53
P0106-LT20	3/4"	8.00"	5,200	0.83
P0106-LT25	1"	9.00"	8,000	1.69

NOTE:
USE WITH FORGED "OPEN" TURNBUCKLE BODY (S0106-BD, PAGE 23).

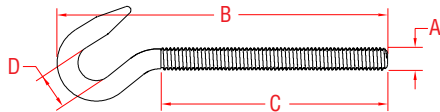
TURNBUCKLE EYE UNC THREAD - 316 STAINLESS STEEL



ITEM	A	B	C	D	WLL	WT
	(size)	(size)	(size)	(size)	(lb)	(lb)
RIGHT HAND, UNC						
P0154-RE05	3/16"	2.75"	1.73"	0.38"	300	0.02
P0154-RE07	1/4"	3.15"	2.06"	0.44"	440	0.04
P0154-RE08	5/16"	3.76"	2.53"	0.52"	800	0.08
P0154-RE10	3/8"	5.48"	3.78"	0.67"	1,200	0.18
P0154-RE13	1/2"	5.87"	3.79"	0.78"	2,200	0.35
P0154-RE16	5/8"	7.84"	5.35"	0.87"	2,800	0.73
P0154-RE20	3/4"	9.16"	6.28"	1.15"	3,500	1.30
LEFT HAND, UNC						
P0154-LE05	3/16"	2.75"	1.73"	0.38"	300	0.02
P0154-LE07	1/4"	3.15"	2.06"	0.44"	440	0.04
P0154-LE08	5/16"	3.76"	2.53"	0.52"	800	0.08
P0154-LE10	3/8"	5.48"	3.78"	0.67"	1,200	0.18
P0154-LE13	1/2"	5.87"	3.79"	0.78"	2,200	0.35
P0154-LE16	5/8"	7.84"	5.35"	0.87"	2,800	0.73
P0154-LE20	3/4"	9.16"	6.28"	1.15"	3,500	1.30

NOTE:
USE WITH "OPEN" TURNBUCKLE BODY (P0105-BD, PAGE 23).

TURNBUCKLE HOOK UNC THREAD - 316 STAINLESS STEEL



ITEM	A	B	C	D	WLL	WT
	(size)	(size)	(size)	(size)	(lb)	(lb)
RIGHT HAND, UNC						
P0154-RH05	3/16"	2.70"	1.78"	0.30"	100	0.02
P0154-RH07	1/4"	3.18"	2.05"	0.38"	200	0.04
P0154-RH08	5/16"	3.97"	2.52"	0.45"	400	0.08
P0154-RH10	3/8"	5.41"	3.71"	0.52"	700	0.16
P0154-RH13	1/2"	5.80"	3.65"	0.56"	1,000	0.33
P0154-RH16	5/8"	8.00"	5.45"	0.75"	1,500	0.66
P0154-RH20	3/4"	8.88"	5.92"	0.97"	2,000	1.12
LEFT HAND, UNC						
P0154-LH05	3/16"	2.70"	1.78"	0.30"	100	0.02
P0154-LH07	1/4"	3.18"	2.05"	0.38"	200	0.04
P0154-LH08	5/16"	3.97"	2.52"	0.45"	400	0.08
P0154-LH10	3/8"	5.41"	3.71"	0.52"	700	0.16
P0154-LH13	1/2"	5.80"	3.65"	0.56"	1,000	0.33
P0154-LH16	5/8"	8.00"	5.45"	0.75"	1,500	0.66
P0154-LH20	3/4"	8.88"	5.92"	0.97"	2,000	1.12

NOTE:
USE WITH "OPEN" TURNBUCKLE BODY (P0105-BD, PAGE 23).

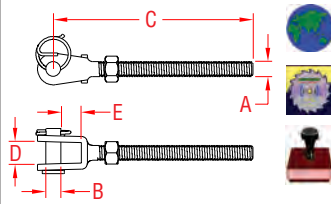


TURNBUCKLE COMPONENTS

TURNBUCKLE JAW



**UNC THREAD
316 STAINLESS STEEL**

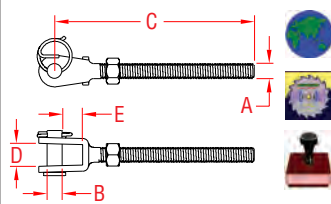


ITEM	A	B	C	D	E	WLL	WT
(size)						(lb)	(lb)
RIGHT HAND, UNC							
P0101-RJ05	3/16"	0.19"	2.33"	0.37"	0.35"	300	0.04
P0101-RJ07	1/4"	0.23"	2.87"	0.41"	0.38"	440	0.06
P0101-RJ08	5/16"	0.30"	3.53"	0.42"	0.38"	800	0.11
P0101-RJ10	3/8"	0.38"	4.04"	0.54"	0.48"	1,200	0.21
P0101-RJ13	1/2"	0.46"	4.80"	0.71"	0.76"	2,200	0.38
P0101-RJ16	5/8"	0.62"	6.00"	0.73"	0.86"	2,800	0.95
LEFT HAND, UNC							
P0101-LJ05	3/16"	0.19"	2.33"	0.37"	0.35"	300	0.04
P0101-LJ07	1/4"	0.23"	2.87"	0.41"	0.38"	440	0.06
P0101-LJ08	5/16"	0.30"	3.53"	0.42"	0.38"	800	0.11
P0101-LJ10	3/8"	0.38"	4.04"	0.54"	0.48"	1,200	0.21
P0101-LJ13	1/2"	0.46"	4.80"	0.71"	0.76"	2,200	0.38
P0101-LJ16	5/8"	0.62"	6.00"	0.73"	0.86"	2,800	0.95
NOTE: USE WITH "CLOSED" TURNBUCKLE BODY (P0101-BD, PAGE 23).							

TURNBUCKLE JAW



**UNC THREAD
316 STAINLESS STEEL**

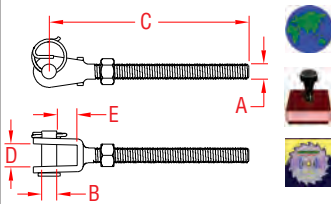


ITEM	A	B	C	D	E	WLL	WT
(size)						(lb)	(lb)
RIGHT HAND, UNC							
P0105-RJ05	3/16"	0.19"	2.33"	0.37"	0.35"	300	0.04
P0105-RJ07	1/4"	0.23"	2.87"	0.41"	0.38"	440	0.06
P0105-RJ08	5/16"	0.30"	3.53"	0.42"	0.38"	800	0.11
P0105-RJ10	3/8"	0.38"	4.98"	0.54"	0.48"	1,200	0.23
P0105-RJ13	1/2"	0.46"	5.58"	0.71"	0.76"	2,200	0.41
P0105-RJ16	5/8"	0.62"	7.35"	0.73"	0.86"	2,800	0.96
P0105-RJ20	3/4"	0.75"	9.04"	0.86"	1.15"	3,500	1.56
LEFT HAND, UNC							
P0105-LJ05	3/16"	0.19"	2.33"	0.37"	0.35"	300	0.04
P0105-LJ07	1/4"	0.23"	2.87"	0.41"	0.38"	440	0.06
P0105-LJ08	5/16"	0.30"	3.53"	0.42"	0.38"	800	0.11
P0105-LJ10	3/8"	0.38"	4.98"	0.54"	0.48"	1,200	0.23
P0105-LJ13	1/2"	0.46"	5.58"	0.71"	0.76"	2,200	0.41
P0105-LJ16	5/8"	0.62"	7.35"	0.73"	0.86"	2,800	0.96
P0105-LJ20	3/4"	0.75"	9.04"	0.86"	1.15"	3,500	1.56
NOTE: USE WITH "OPEN" TURNBUCKLE BODY (P0105-BD, PAGE 23).							

TURNBUCKLE JAW



**UNF THREAD
316 STAINLESS STEEL**

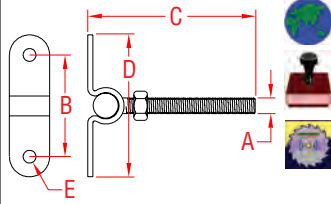


ITEM	A	B	C	D	E	WLL	WT
(size)						(lb)	(lb)
RIGHT HAND, UNF							
P0780-RJ05	3/16"	0.19"	2.39"	0.34"	0.36"	300	0.04
P0780-RJ07	1/4"	0.23"	3.19"	0.38"	0.40"	440	0.07
P0780-RJ09	5/16"	0.31"	3.35"	0.42"	0.38"	800	0.11
P0780-RJ10	3/8"	0.37"	3.70"	0.47"	0.51"	1,200	0.19
P0780-RJ13	1/2"	0.47"	4.71"	0.61"	0.74"	2,200	0.39
P0780-RJ16	5/8"	0.62"	6.02"	0.68"	1.00"	2,800	0.86
LEFT HAND, UNF							
P0780-LJ05	3/16"	0.19"	2.39"	0.34"	0.36"	300	0.04
P0780-LJ07	1/4"	0.23"	3.19"	0.38"	0.40"	440	0.07
P0780-LJ09	5/16"	0.31"	3.35"	0.42"	0.38"	800	0.11
P0780-LJ10	3/8"	0.37"	3.70"	0.47"	0.51"	1,200	0.19
P0780-LJ13	1/2"	0.47"	4.71"	0.61"	0.74"	2,200	0.39
P0780-LJ16	5/8"	0.62"	6.02"	0.68"	1.00"	2,800	0.86
NOTE: USE WITH "CLOSED" TURNBUCKLE BODY (P0780-BD, PAGE 23).							

TURNBUCKLE WALL TOGGLE



**UNF THREAD
316 STAINLESS STEEL**



ITEM	A	B	C	D	E	WT
(size)						(lb)
RIGHT HAND, UNF						
P0770-WT07	1/4"	1.62"	2.98"	2.16"	0.24"	0.09
P0770-WT09	5/16"	2.00"	3.29"	2.80"	0.31"	0.16
P0770-WT10	3/8"	2.22"	3.61"	3.10"	0.39"	0.23
LEFT HAND, UNF						
P0776-WT07	1/4"	1.62"	2.98"	2.16"	0.24"	0.09
P0776-WT09	5/16"	2.00"	3.29"	2.80"	0.31"	0.16
P0776-WT10	3/8"	2.22"	3.61"	3.10"	0.39"	0.23
NOTE: USE WITH "CLOSED" TURNBUCKLE BODY (P0780-BD, PAGE 23). REFERENCE "FASTENER MATCHING CHART" (PAGE 156) FOR COMPATIBLE FASTENERS.						

SUNCOR
Stainless
ORDERS ONLY: 800-394-2222
(USA+CANADA)

Key:



All logos, icons, images, measurements and descriptions are the sole property of Suncor Stainless, Inc. © 2016 Suncor Stainless, Inc.

SUNCOR STAINLESS, INC.

SWAGE TERMINALS

Mil. Spec
Machine Swage
Hand Swage




www.suncorstainless.com

MIL. SPEC

We have now joined the elite rankings of companies in the U.S. Government's Quality Manufacturer's List (QML). After extensive technology investments, manufacturing and testing, we have met the government's quality and testing requirements for aircraft control cable terminals and assemblies. We are now listed in QML-6117 and QPL-781 for these specific components.



**Mil. Spec Products
Manufactured at
our Plymouth, MA Facility.**



The U.S. Government has approved Suncor Stainless for the manufacturing of aircraft control cable terminals and assemblies per MIL-DTL-781. These qualifications have been sought to expand our current offerings to the highest quality rated products. In addition to meeting these Mil. Spec requirements, we have risen Suncor's already high standard of quality.

QUALITY PRODUCTS & SERVICE

The qualifying process started in February 2010, when representatives from the Defense Supply Center, Standardization Program Branch, Aviation Division visited Suncor Stainless to inspect the manufacturing and quality processes for over 40 corrosion resistant steel swage terminals. Under the supervision of the government inspectors, each part was measured and tested to meet the requirements of MIL-DTL-6117 and MIL-DTL-781.

MIL. SPEC PRODUCTS

These qualified stainless steel swage components that are now listed in QPL-781 are left hand and right hand thread Swage Studs (MS21259), Swage Eyes (MS20668), Swage Forks (MS20667), Double Shank Balls (MS20663C) and Single Shank Balls (MS20664C), with sizes ranging from 1/16" to 3/8".



Precision Manufacturing

Suncor has moved aggressively into the domestic manufacturing of Mil. Spec hardware using the new Citizen Swiss Style Screw Machine and the Euro Tech High Speed CNC Lathe.



Cable Assemblies

Per MIL-DTL-6117, we have the ability to produce quality stainless steel aircraft control cable assemblies.



Product Testing

We have expanded our wire rope shop to incorporate a large test bed to allow for the testing of long wire rope assemblies per MIL-DTL-6117.



**ORDERS ONLY: 800-394-2222
(USA+CANADA)**

Key:



Made in USA



Drop Forged



Precision Machined



Wire Formed



Suncor Exclusive



Import



Precision Cast



Stamped



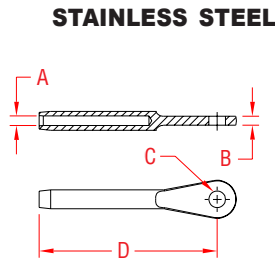
Load Rated



New Product

All logos, icons, images, measurements and descriptions are the sole property of Suncor Stainless, Inc. © 2016 Suncor Stainless, Inc.

MIL. SPEC SWAGE EYE

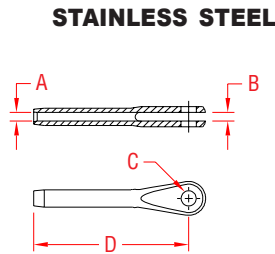


ITEM	A	B	C	D	BEFORE	AFTER
	(wire)				(swage)	(swage)
MS20668-2	1/16"	0.09"	0.19"	1.63"	0.160"	0.138"
MS20668-3	3/32"	0.10"	0.19"	2.04"	0.218"	0.190"
MS20668-4	1/8"	0.19"	0.19"	2.34"	0.250"	0.219"
MS20668-5	5/32"	0.20"	0.25"	2.68"	0.297"	0.250"
MS20668-6	3/16"	0.26"	0.31"	3.02"	0.359"	0.313"
MS20668-8	1/4"	0.31"	0.38"	3.76"	0.494"	0.438"
MS20668-10	5/16"	0.34"	0.44"	4.55"	0.635"	0.563"
MS20668-12	3/8"	0.38"	0.50"	5.56"	0.703"	0.625"

NOTE: THESE FITTINGS MEET MIL SPEC #MS20668 AND HAVE MET ALL QUALITY AND TESTING REQUIREMENTS PER MIL-DTL-781 AND ARE APPROVED FOR LISTING IN QPL-781. MACHINE SWAGE ONLY.

MIL.SPEC

MIL. SPEC SWAGE FORK

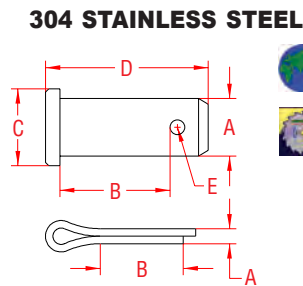


ITEM	A	B	C	D	BEFORE	AFTER
	(wire)				(swage)	(swage)
MS20667-2	1/16"	0.09"	0.19"	1.57"	0.160"	0.138"
MS20667-3	3/32"	0.11"	0.19"	1.95"	0.218"	0.190"
MS20667-4	1/8"	0.20"	0.19"	2.35"	0.250"	0.219"
MS20667-5	5/32"	0.20"	0.25"	2.67"	0.297"	0.250"
MS20667-6	3/16"	0.26"	0.31"	3.07"	0.359"	0.313"
MS20667-8	1/4"	0.31"	0.38"	3.81"	0.494"	0.438"
MS20667-10	5/16"	0.35"	0.44"	4.44"	0.635"	0.563"
MS20667-12	3/8"	0.38"	0.50"	5.33"	0.703"	0.625"

NOTE: THESE FITTINGS MEET MIL SPEC #MS20667 AND HAVE MET ALL QUALITY AND TESTING REQUIREMENTS PER MIL-DTL-781 AND ARE APPROVED FOR LISTING IN QPL-781. MACHINE SWAGE ONLY.

MIL.SPEC

CLEVIS PIN

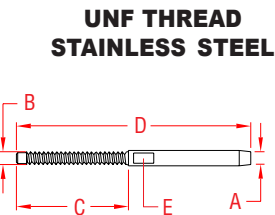


ITEM	A	B	C	D	E	WT
CLEVIS PIN	(size)					(lb)
P0116-RP0508	3/16"	0.31"	0.31"	0.50"	0.081"	0.004
P0116-RP0510	3/16"	0.41"	0.31"	0.59"	0.081"	0.005
P0116-RP0610	1/4"	0.41"	0.38"	0.59"	0.089"	0.009
P0116-RP0813	5/16"	0.56"	0.44"	0.78"	0.098"	0.017
P0116-RP1022	3/8"	0.81"	0.50"	1.06"	0.098"	0.033
P0116-RP1222	7/16"	0.88"	0.63"	1.19"	0.141"	0.040
P0116-RP1325	1/2"	1.00"	0.69"	1.34"	0.141"	0.050

COTTER PIN, 18-8 STAINLESS STEEL

P0116-CT01	1/16"	0.75"	(For use w/ Clevis Pins: -RP0508, -RP0510 & -RP0610)
P0116-CT07	3/32"	1.00"	(For use w/ Clevis Pins: -RP0813 & -RP1022)
P0116-CT13	1/8"	1.25"	(For use w/ Clevis Pins: -RP1222 & -RP1325)

MIL. SPEC SWAGE STUD



ITEM	A	B	C	D	E	WT
	(wire)	(thread)			(wrench flat)	(lb)
RIGHT HAND, UNF						
MS21259-2RH	1/16"	0.14"	1.05"	2.47"	0.16"	0.01
MS21259-3RH	3/32"	0.19"	1.20"	2.88"	0.19"	0.02
MS21259-4RH	1/8"	0.25"	1.38"	3.33"	0.25"	0.04
MS21259-5RH	5/32"	0.25"	1.38"	3.63"	0.25"	0.05
MS21259-6RH	3/16"	0.31"	1.45"	4.00"	0.31"	0.08
MS21259-8RH	1/4"	0.38"	1.75"	4.94"	0.44"	0.17
MS21259-10RH	5/16"	0.50"	2.00"	5.84"	0.63"	0.38
MS21259-12RH	3/8"	0.56"	2.25"	6.66"	0.69"	0.50
LEFT HAND, UNF						
MS21259-2LH	1/16"	0.14"	1.05"	2.47"	0.16"	0.01
MS21259-3LH	3/32"	0.19"	1.20"	2.88"	0.19"	0.02
MS21259-4LH	1/8"	0.25"	1.38"	3.33"	0.25"	0.04
MS21259-5LH	5/32"	0.25"	1.38"	3.63"	0.25"	0.05
MS21259-6LH	3/16"	0.31"	1.45"	4.00"	0.31"	0.08
MS21259-8LH	1/4"	0.38"	1.75"	4.94"	0.44"	0.17
MS21259-10LH	5/16"	0.50"	2.00"	5.84"	0.63"	0.38
MS21259-12LH	3/8"	0.56"	2.25"	6.66"	0.69"	0.50

NOTE:

THESE FITTINGS MEET MIL SPEC #MS21259 AND HAVE MET ALL QUALITY AND TESTING REQUIREMENTS PER MIL-DTL-781 AND ARE APPROVED FOR LISTING IN QPL-781. ALL THREADS ARE "UNF". MACHINE SWAGE ONLY.

MIL.SPEC

LIMITED LIFETIME WARRANTY


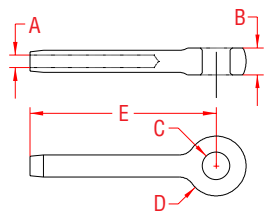
SUNCOR STAINLESS

TEL 508-732-9191 • FAX 508-732-9798 • ORDERS ONLY 800-394-2222

www.suncorstainless.com

MIL. SPEC SPECIAL EYE

STAINLESS STEEL




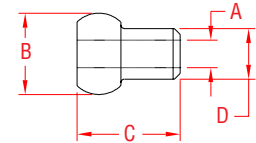
ITEM	A	B	C	D	E	WT
	(wire)					(lb)
RA-3266-6	3/16"	0.44"	0.45"	0.97"	3.02"	0.12

NOTE:
THIS FITTING HAS MET ALL QUALITY AND TESTING REQUIREMENTS PER MIL-DTL-781 AND ARE APPROVED FOR LISTING IN QPL-781. MACHINE SWAGE ONLY.

MIL.SPEC

MIL. SPEC SINGLE SHANK BALL

STAINLESS STEEL




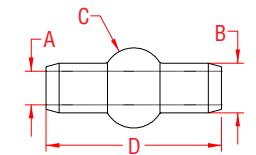
ITEM	A	B BEFORE	B AFTER	C	D BEFORE	D AFTER
	(wire)	(swage)	(swage)		(swage)	(swage)
MS20664C2	1/16"	0.212"	0.190"	0.27"	0.132"	0.112"
MS20664C3	3/32"	0.282"	0.253"	0.38"	0.168"	0.143"
MS20664C4	1/8"	0.350"	0.315"	0.50"	0.223"	0.190"
MS20664C5	5/32"	0.424"	0.379"	0.62"	0.259"	0.222"
MS20664C6	3/16"	0.492"	0.442"	0.73"	0.298"	0.255"
MS20664C7	7/32"	0.560"	0.505"	0.85"	0.352"	0.302"
MS20664C8	1/4"	0.629"	0.567"	0.96"	0.406"	0.348"
MS20664C10	5/16"	0.768"	0.694"	1.19"	0.480"	0.413"

NOTE: THESE FITTINGS MEET MIL SPEC #MS20664 AND HAVE MET ALL QUALITY AND TESTING REQUIREMENTS PER MIL-DTL-781 AND ARE APPROVED FOR LISTING IN QPL-781. MACHINE SWAGE ONLY.

MIL.SPEC

MIL. SPEC DOUBLE SHANK BALL

STAINLESS STEEL



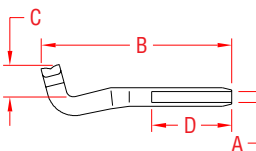
ITEM	A	B BEFORE	B AFTER	C BEFORE	C AFTER	D
	(wire)	(swage)	(swage)	(swage)	(swage)	
MS20663C2	1/16"	0.127"	0.112"	0.207"	0.190"	0.36"
MS20663C3	3/32"	0.163"	0.143"	0.277"	0.253"	0.53"
MS20663C4	1/8"	0.218"	0.190"	0.345"	0.315"	0.69"
MS20663C5	5/32"	0.254"	0.222"	0.419"	0.379"	0.85"
MS20663C6	3/16"	0.293"	0.255"	0.487"	0.442"	1.01"
MS20663C7	7/32"	0.347"	0.302"	0.555"	0.505"	1.18"
MS20663C8	1/4"	0.401"	0.348"	0.624"	0.567"	1.34"
MS20663C10	5/16"	0.475"	0.413"	0.763"	0.694"	1.66"

NOTE: THESE FITTINGS MEET MIL SPEC #MS20663 AND HAVE MET ALL QUALITY AND TESTING REQUIREMENTS PER MIL-DTL-781.

MIL.SPEC

SWAGE "T" TERMINAL

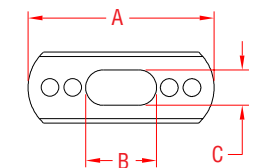
316 STAINLESS STEEL



ITEM	A	B	C	D	BEFORE	AFTER
	(wire)				(swage)	(swage)
S0742-0002	3/32"	2.76"	0.51"	1.26"	0.218"	0.190"
S0742-0003	1/8"	3.03"	0.51"	1.53"	0.250"	0.219"
S0742-0004	5/32"	3.74"	0.51"	1.77"	0.297"	0.250"
S0742-0005	3/16"	3.98"	0.59"	2.05"	0.359"	0.313"
S0742-0006	7/32"	5.12"	0.79"	2.28"	0.427"	0.375"
S0742-0007	1/4"	5.12"	0.79"	2.52"	0.494"	0.438"
S0742-0008	9/32"	5.35"	0.79"	2.79"	0.563"	0.500"
S0742-0009	5/16"	6.61"	0.91"	3.03"	0.635"	0.563"
S0742-0010	3/8"	7.58"	0.95"	3.80"	0.708"	0.628"

"T" - PLATE

316 STAINLESS STEEL



ITEM	FITS SIZE	A	B	C	WT
					(lb)
S0743-0003	3/32" - 1/8"	1.97"	0.51"	0.28"	0.02
S0743-0005	5/32" - 3/16"	3.47"	1.04"	0.38"	0.08
S0743-0007	7/32" - 1/4" - 9/32"	4.84"	1.36"	0.61"	0.21
S0743-0010	5/16" - 3/8"	5.94"	1.61"	0.75"	0.50

NOTE:
REFERENCE "FASTENER MATCHING CHART" (PAGE 156) FOR COMPATIBLE FASTENERS.



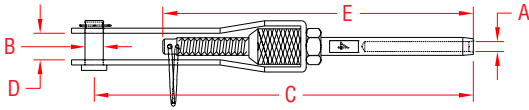
ORDERS ONLY: 800-394-2222 (USA+CANADA)

Key:



All logos, icons, images, measurements and descriptions are the sole property of Suncor Stainless, Inc. © 2016 Suncor Stainless, Inc.

LIFELINE ADJUSTER 316 STAINLESS STEEL


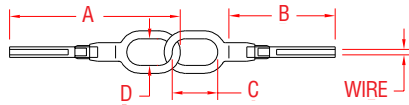


ITEM	A	B	C	D	E	WT
	(size)					(lb)
S0745-0003	1/8"	0.24"	5.25"	0.42"	4.35"	0.16
S0745-0004	5/32"	0.24"	5.67"	0.42"	4.70"	0.18
S0745-0005	3/16"	0.24"	5.89"	0.42"	4.97"	0.20

NOTE:
TENSIONER DESIGNED FOR, BUT NOT LIMITED TO, LIFELINE APPLICATIONS. MACHINE SWAGE ONLY.

HAND SWAGE VERSION OF THIS ITEM AVAILABLE ON PAGE 39.

GATE TERMINALS 316 STAINLESS STEEL

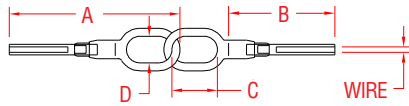


ITEM	SIZE	WIRE	A	B	C	D
GATE EYE						
S0744-0003	1/8"	1/8"	4.07"	2.36"	1.05"	0.59"
S0744-0004	5/32"	5/32"	4.41"	2.70"	1.05"	0.59"
S0744-0005	3/16"	3/16"	4.71"	3.00"	1.05"	0.59"
JOINED GATE EYES						
S0746-0003	1/8"	1/8"	4.07"	2.36"	1.05"	0.59"
S0746-0004	5/32"	5/32"	4.41"	2.70"	1.05"	0.59"
S0746-0005	3/16"	3/16"	4.71"	3.00"	1.05"	0.59"

NOTE:
PRECISION CAST, THEN WELDED. MACHINE SWAGE ONLY.

HAND SWAGE VERSION OF THIS ITEM AVAILABLE ON PAGE 40.

SWIVEL GATE TERMINALS 316 STAINLESS STEEL

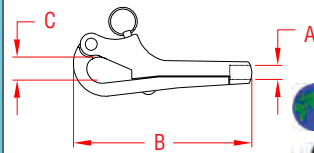


ITEM	SIZE	WIRE	A	B	C	D
SWIVEL GATE EYE						
S0718-0003	1/8"	1/8"	3.77"	2.34"	0.84"	0.59"
S0718-0004	5/32"	5/32"	4.12"	2.68"	0.84"	0.59"
S0718-0005	3/16"	3/16"	4.41"	2.97"	0.84"	0.59"
JOINED SWIVEL GATE EYES						
S0719-0003	1/8"	1/8"	3.77"	2.34"	0.84"	0.59"
S0719-0004	5/32"	5/32"	4.12"	2.68"	0.84"	0.59"
S0719-0005	3/16"	3/16"	4.41"	2.97"	0.84"	0.59"

NOTE:
PRECISION CAST, THEN WELDED. MACHINE SWAGE ONLY.

HAND SWAGE VERSION OF THIS ITEM AVAILABLE ON PAGE 40.

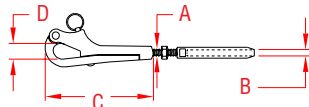
PELICAN HOOK 316 STAINLESS STEEL



ITEM	A	B	C	WT
	(thread)			(lb)
S0162-0007	1/4"	2.96"	0.50"	0.16
S0162-0008	5/16"	3.87"	0.64"	0.28
S0162-0013	1/2"	6.00"	1.00"	0.92

NOTE:
ALL THREADS ARE RIGHT HAND "UNF". OTHER COMBINATIONS ARE AVAILABLE. PLEASE CALL WITH YOUR SPECIFICATIONS. PELICAN HOOK WITH SLIDE IS ITEM #S0180 IN HOOKS ON PAGE 66.

PELICAN HOOK W/ SWAGE STUD 316 STAINLESS STEEL

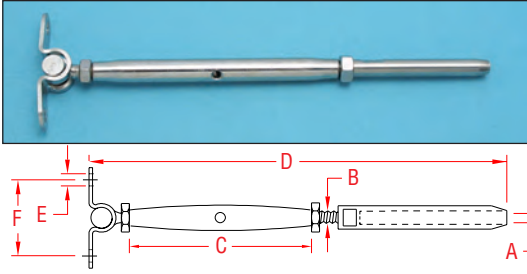


ITEM	A	B	C	D	WT
	(thread)	(wire)			(lb)
S0162-A007	1/4"	1/8"	2.96"	0.50"	0.20
S0162-A008	5/16"	3/16"	3.87"	0.64"	0.37
S0162-A013	1/2"	1/4"	6.00"	1.00"	1.19

NOTE:
ALL THREADS ARE RIGHT HAND "UNF". S0731-SERIES SWAGE STUDS ARE USED FOR THIS ASSEMBLY. INFORMATION REGARDING THE S0731-SERIES CAN BE FOUND ON PAGE 33. MACHINE SWAGE ONLY.
HAND SWAGE VERSION OF THIS ITEM AVAILABLE ON PAGE 39.



TURNBUCKLE WALL MOUNT & SWAGE 316 STAINLESS STEEL





ITEM	A	B	C	D	E	F	WT
	(size)						(lb)
S0784-0703	1/8"	1/4"	4.20"	7.25"	0.25"	1.58"	0.25
S0784-0704	5/32"	1/4"	4.20"	7.50"	0.25"	1.58"	0.28
S0784-0705	3/16"	1/4"	4.20"	8.00"	0.25"	1.58"	0.32

NOTE:
THREADS ARE "UNF". MACHINE SWAGE ONLY.
TURNBUCKLES WITH QUICK ATTACH™ FITTINGS ARE SHOWN ON PAGE 46.
HAND SWAGE VERSION OF THIS ITEM AVAILABLE ON PAGE 38.

REFERENCE "FASTENER MATCHING CHART"
(PAGE 156) FOR COMPATIBLE FASTENERS.


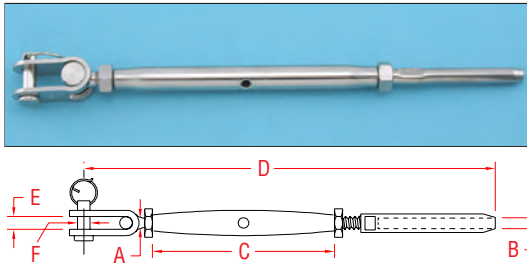
TURNBUCKLE JAW & SWAGE 316 STAINLESS STEEL



ITEM	A	B	C	D	E	F	WT
	(size)	(wire)					(lb)
S0781-0703	1/4"	1/8"	4.20"	7.50"	0.38"	0.22"	0.19
S0781-0704	1/4"	5/32"	4.20"	7.75"	0.38"	0.22"	0.21
S0781-0705	1/4"	3/16"	4.25"	8.25"	0.38"	0.22"	0.23
S0781-0904	5/16"	5/32"	4.32"	8.19"	0.40"	0.30"	0.35
S0781-0905	5/16"	3/16"	4.32"	8.56"	0.40"	0.30"	0.37
S0781-1005	3/8"	3/16"	4.90"	9.25"	0.46"	0.37"	0.53
S0781-1007	3/8"	1/4"	4.90"	10.00"	0.46"	0.37"	0.60
S0781-1307	1/2"	1/4"	5.87"	11.87"	0.59"	0.46"	1.09
S0781-1309	1/2"	5/16"	5.87"	12.62"	0.59"	0.46"	1.21
S0781-1610	5/8"	3/8"	7.48"	15.00"	0.70"	0.55"	2.50
S0781-2013	3/4"	1/2"	8.66"	17.40"	0.94"	0.75"	4.20

NOTE: OTHER CONFIGURATIONS ARE AVAILABLE.
THREADS ARE "UNF". MACHINE SWAGE ONLY.

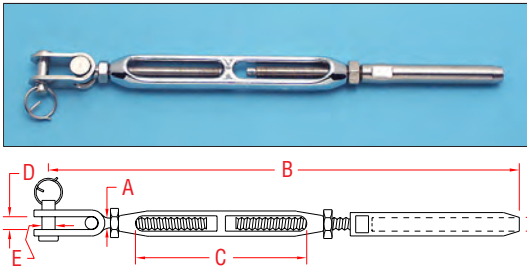
TURNBUCKLE TOGGLE & SWAGE 316 STAINLESS STEEL



ITEM	A	B	C	D	E	F	WT
	(size)	(wire)					(lb)
S0782-0501	3/16"	1/16"	3.56"	6.62"	0.26"	0.19"	0.14
S0782-0502	3/16"	3/32"	3.56"	6.87"	0.26"	0.19"	0.14
S0782-0702	1/4"	3/32"	4.20"	7.62"	0.35"	0.23"	0.22
S0782-0703	1/4"	1/8"	4.20"	7.87"	0.35"	0.23"	0.25
S0782-0704	1/4"	5/32"	4.20"	8.12"	0.35"	0.23"	0.27
S0782-0904	5/16"	5/32"	4.32"	8.56"	0.40"	0.31"	0.40
S0782-0905	5/16"	3/16"	4.32"	9.00"	0.40"	0.31"	0.43
S0782-1005	3/8"	3/16"	4.90"	9.75"	0.56"	0.37"	0.64
S0782-1007	3/8"	1/4"	4.90"	10.44"	0.56"	0.37"	0.69
S0782-1307	1/2"	1/4"	5.87"	12.25"	0.63"	0.47"	1.32
S0782-1309	1/2"	5/16"	5.87"	13.00"	0.63"	0.47"	1.50
S0782-1610	5/8"	3/8"	7.50"	17.00"	0.80"	0.62"	2.69

NOTE: THREADS ARE "UNF". MACHINE SWAGE ONLY.
HAND SWAGE VERSION OF THIS ITEM AVAILABLE ON PAGE 38.


TURNBUCKLE TOGGLE & SWAGE CHROMED BRONZE BODY & STAINLESS ENDS



ITEM	A	B	C	D	E	F	WT
	(size)		(adjustment)			(wire)	(lb)
S0786-0703	1/4"	8.37"	3.50"	0.35"	0.23"	1/8"	0.27
S0786-0704	1/4"	8.81"	3.50"	0.35"	0.23"	5/32"	0.28
S0786-0705	1/4"	8.87"	3.50"	0.35"	0.23"	3/16"	0.32
S0786-0904	5/16"	9.25"	3.80"	0.40"	0.31"	5/32"	0.42
S0786-0905	5/16"	9.62"	3.80"	0.40"	0.31"	3/16"	0.44
S0786-1005	3/8"	11.50"	4.40"	0.56"	0.37"	3/16"	0.77
S0786-1006	3/8"	11.50"	4.40"	0.56"	0.37"	7/32"	0.79
S0786-1007	3/8"	11.50"	4.40"	0.56"	0.37"	1/4"	0.81
S0786-1307	1/2"	13.00"	4.62"	0.63"	0.47"	1/4"	1.48
S0786-1308	1/2"	13.25"	4.62"	0.63"	0.47"	9/32"	1.50
S0786-1309	1/2"	13.75"	4.62"	0.63"	0.47"	5/16"	1.50
S0786-1610	5/8"	17.31"	6.06"	0.79"	0.62"	3/8"	3.14

NOTE: THREADS ARE "UNF". MACHINE SWAGE ONLY.
HAND SWAGE VERSION OF THIS ITEM AVAILABLE ON PAGE 38.

TURNBUCKLE TOGGLE & SWAGE BRONZE BODY & STAINLESS ENDS



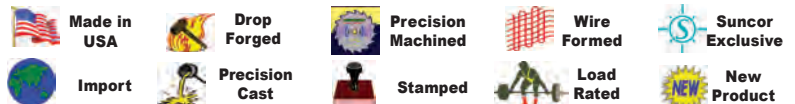
ITEM	A	B	C	D	E	F	WT
	(size)		(adjustment)			(wire)	(lb)
S0789-0703	1/4"	8.37"	3.50"	0.35"	0.23"	1/8"	0.27
S0789-0704	1/4"	8.81"	3.50"	0.35"	0.23"	5/32"	0.28
S0789-0705	1/4"	8.87"	3.50"	0.35"	0.23"	3/16"	0.32
S0789-0904	5/16"	9.25"	3.80"	0.40"	0.31"	5/32"	0.42
S0789-0905	5/16"	9.62"	3.80"	0.40"	0.31"	3/16"	0.44
S0789-1005	3/8"	11.50"	4.40"	0.56"	0.37"	3/16"	0.63
S0789-1007	3/8"	11.50"	4.40"	0.56"	0.37"	1/4"	0.67
S0789-1307	1/2"	13.00"	4.62"	0.63"	0.47"	1/4"	1.48
S0789-1308	1/2"	13.25"	4.62"	0.63"	0.47"	9/32"	1.50
S0789-1309	1/2"	13.75"	4.62"	0.63"	0.47"	5/16"	1.50
S0789-1610	5/8"	17.31"	6.06"	0.79"	0.62"	3/8"	3.14

NOTE:
THREADS ARE "UNF". OTHER CONFIGURATIONS,
SUCH AS TOGGLE/TOGGLE ARE AVAILABLE.



ORDERS ONLY: 800-394-2222
(USA+CANADA)

Key:

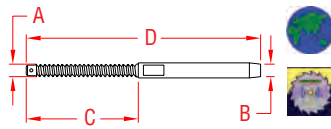


All logos, icons, images, measurements and descriptions are the sole property of Suncor Stainless, Inc.
© 2016 Suncor Stainless, Inc.

SWAGE STUD



**UNF, RIGHT HAND
316 STAINLESS STEEL**

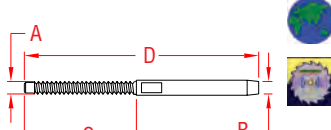


ITEM	A	B	C	D	BEFORE	AFTER
	(thread)	(wire)			(swage)	(swage)
S0731-0501	3/16"	1/16"	1.69"	3.37"	0.160"	0.138"
S0731-0502	3/16"	3/32"	1.75"	3.62"	0.218"	0.190"
S0731-0702	1/4"	3/32"	2.25"	4.12"	0.218"	0.190"
S0731-0703	1/4"	1/8"	2.20"	4.32"	0.250"	0.219"
S0731-0704	1/4"	5/32"	2.15"	4.64"	0.297"	0.250"
S0731-0705	1/4"	3/16"	2.19"	4.94"	0.359"	0.313"
S0731-0904	5/16"	5/32"	2.12"	4.84"	0.297"	0.250"
S0731-0905	5/16"	3/16"	2.50"	5.12"	0.359"	0.313"
S0731-1005	3/8"	3/16"	2.68"	5.12"	0.359"	0.313"
S0731-1006	3/8"	7/32"	2.72"	5.50"	0.427"	0.376"
S0731-1007	3/8"	1/4"	2.75"	5.87"	0.494"	0.438"
S0731-1307	1/2"	1/4"	3.00"	6.43"	0.494"	0.438"
S0731-1308	1/2"	9/32"	3.10"	6.73"	0.563"	0.500"
S0731-1309	1/2"	5/16"	3.12"	7.31"	0.635"	0.563"
S0731-1610	5/8"	3/8"	4.00"	8.69"	0.703"	0.625"
S0731-2013	3/4"	1/2"	4.75"	10.25"	0.844"	0.750"

SWAGE STUD



**UNF, LEFT HAND
316 STAINLESS STEEL**



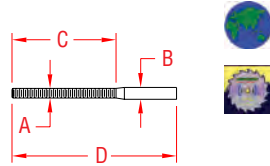
ITEM	A	B	C	D	BEFORE	AFTER
	(thread)	(wire)			(swage)	(swage)
S0732-0703	1/4"	1/8"	2.20"	4.32"	0.250"	0.219"
S0732-0704	1/4"	5/32"	2.15"	4.64"	0.297"	0.250"
S0732-0705	1/4"	3/16"	2.19"	4.94"	0.359"	0.313"
S0732-0904	5/16"	5/32"	2.42"	4.84"	0.359"	0.313"
S0732-0905	5/16"	3/16"	2.50"	5.12"	0.359"	0.313"
S0732-1005	3/8"	3/16"	2.68"	4.07"	0.359"	0.313"
S0732-1007	3/8"	1/4"	2.75"	5.87"	0.494"	0.438"
S0732-1307	1/2"	1/4"	3.00"	6.43"	0.494"	0.438"
S0732-1309	1/2"	5/16"	3.12"	7.31"	0.635"	0.563"
S0732-1610	5/8"	3/8"	4.00"	8.69"	0.703"	0.625"
S0732-2013	3/4"	1/2"	4.75"	10.25"	0.844"	0.750"

NOTE:
S0731-SERIES AND S0732-SERIES ARE FOR MACHINE SWAGE ONLY. FOR PROPER FUNCTIONING, OBSERVE CORRECT "AFTER" DIMENSIONS.

RAIL SWAGE STUD, UNC



316 STAINLESS STEEL



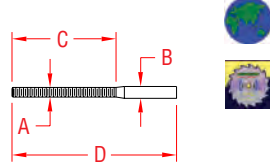
ITEM	A	B	C	D	BEFORE	AFTER
	(thread)	(wire)			(swage)	(swage)
RIGHT-UNC						
S0729-0703	1/4" UNC	1/8"	2.25"	4.00"	0.250"	0.219"
S0729-0704	1/4" UNC	5/32"	2.25"	4.00"	0.297"	0.250"
S0729-0705	1/4" UNC	3/16"	2.25"	4.00"	0.359"	0.313"
LEFT-UNC						
S0730-0703	1/4" UNC	1/8"	2.25"	4.00"	0.250"	0.219"
S0730-0704	1/4" UNC	5/32"	2.25"	4.00"	0.297"	0.250"
S0730-0705	1/4" UNC	3/16"	2.25"	4.00"	0.359"	0.313"

NOTE:
MACHINE SWAGE ONLY. THIS SLEEK SWAGE STUD IS IDEAL FOR ARCHITECTURAL APPLICATIONS. FOR PROPER FUNCTIONING, OBSERVE CORRECT "AFTER" DIMENSIONS.

RAIL SWAGE STUD, UNF



316 STAINLESS STEEL



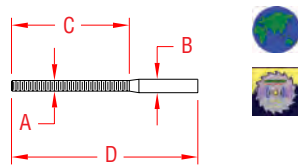
ITEM	A	B	C	D	BEFORE	AFTER
	(thread)	(wire)			(swage)	(swage)
RIGHT-UNF						
S0727-0703	1/4" UNF	1/8"	2.25"	4.00"	0.250"	0.219"
S0727-0704	1/4" UNF	5/32"	2.25"	4.00"	0.297"	0.250"
S0727-0705	1/4" UNF	3/16"	2.25"	4.00"	0.359"	0.313"
LEFT-UNF						
S0728-0703	1/4" UNF	1/8"	2.25"	4.00"	0.250"	0.219"
S0728-0704	1/4" UNF	5/32"	2.25"	4.00"	0.297"	0.250"
S0728-0705	1/4" UNF	3/16"	2.25"	4.00"	0.359"	0.313"

NOTE:
MACHINE SWAGE ONLY. THIS SLEEK SWAGE STUD IS IDEAL FOR ARCHITECTURAL APPLICATIONS. FOR PROPER FUNCTIONING, OBSERVE CORRECT "AFTER" DIMENSIONS.

MINI SWAGE STUD



**UNC
316 STAINLESS STEEL**



ITEM	A	B	C	D	WIRE	WT
	(thread)				(diameter)	(lb)
LEFT HAND						
S0726-L704	1/4"	0.29"	1.39"	2.63"	5/32"	0.04
RIGHT HAND						
S0726-R704	1/4"	0.29"	1.39"	2.63"	5/32"	0.04

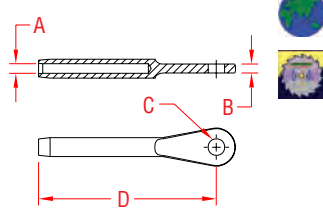
NOTE:
DESIGNED FOR USE WITH 5/32" DIAMETER WIRE ROPE. IDEAL FOR RAILING APPLICATIONS THAT CALL FOR VERTICAL WIRE ROPE BALUSTERS. STUDS THREAD INTO RIVET NUT INSERT INSTALLED IN RAILING. SHORTENED STUD LENGTH ALLOWS FOR UNOBSTRUCTED VIEWS AND A STREAMLINED LOOK.



SWAGE EYE



316 STAINLESS STEEL



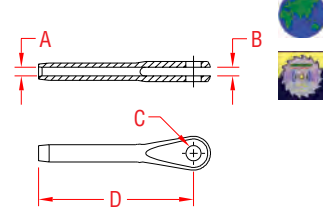
ITEM	A	B	C	D	BEFORE	AFTER
	(wire)				(swage)	(swage)
S0733-0001	1/16"	0.09"	0.19"	1.63"	0.160"	0.138"
S0733-0002	3/32"	0.10"	0.19"	2.04"	0.218"	0.190"
S0733-0003	1/8"	0.19"	0.19"	2.34"	0.250"	0.219"
S0733-0004	5/32"	0.19"	0.25"	2.68"	0.297"	0.250"
S0733-0005	3/16"	0.26"	0.31"	3.02"	0.359"	0.313"
S0733-0006	7/32"	0.29"	0.31"	3.38"	0.427"	0.375"
S0733-0007	1/4"	0.31"	0.38"	3.76"	0.494"	0.438"
S0733-0009	5/16"	0.34"	0.44"	4.55"	0.635"	0.563"
S0733-0010	3/8"	0.38"	0.50"	5.56"	0.703"	0.625"
S0733-0013	1/2"	0.47"	0.63"	7.32"	0.844"	0.750"

NOTE: MACHINE SWAGE ONLY. DESIGNED TO MATE WITH S0734-SERIES SWAGE JAWS (BELOW).

SWAGE JAW



316 STAINLESS STEEL



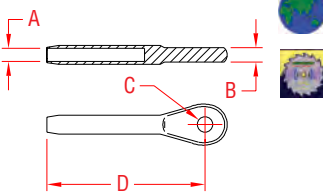
ITEM	A	B	C	D	BEFORE	AFTER
	(wire)				(swage)	(swage)
S0734-0001	1/16"	0.09"	0.19"	1.57"	0.160"	0.138"
S0734-0002	3/32"	0.11"	0.19"	1.95"	0.218"	0.190"
S0734-0003	1/8"	0.20"	0.19"	2.35"	0.250"	0.219"
S0734-0004	5/32"	0.20"	0.25"	2.66"	0.297"	0.250"
S0734-0005	3/16"	0.26"	0.31"	3.07"	0.359"	0.313"
S0734-0006	7/32"	0.30"	0.31"	3.44"	0.427"	0.375"
S0734-0007	1/4"	0.31"	0.38"	3.81"	0.494"	0.438"
S0734-0009	5/16"	0.35"	0.44"	4.44"	0.635"	0.563"
S0734-0010	3/8"	0.38"	0.50"	5.33"	0.703"	0.625"
S0734-0013	1/2"	0.47"	0.63"	6.94"	0.844"	0.750"

NOTE: MACHINE SWAGE ONLY. DESIGNED TO MATE WITH S0733-SERIES SWAGE EYES (ABOVE).

SWAGE MARINE EYE



316 STAINLESS STEEL



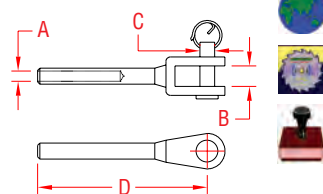
ITEM	A	B	C	D	BEFORE	AFTER
	(wire)				(swage)	(swage)
S0735-0001	1/16"	0.22"	0.26"	1.50"	0.160"	0.138"
S0735-0002	3/32"	0.22"	0.26"	1.76"	0.218"	0.190"
S0735-0003	1/8"	0.22"	0.26"	2.09"	0.250"	0.219"
S0735-0004	5/32"	0.28"	0.33"	2.36"	0.297"	0.250"
S0735-0005	3/16"	0.36"	0.39"	2.75"	0.359"	0.313"
S0735-0006	7/32"	0.41"	0.45"	3.22"	0.427"	0.375"
S0735-0007	1/4"	0.47"	0.51"	3.63"	0.494"	0.438"
S0735-0008	9/32"	0.47"	0.51"	3.80"	0.563"	0.500"
S0735-0009	5/16"	0.59"	0.64"	4.50"	0.635"	0.563"
S0735-0010	3/8"	0.59"	0.64"	4.93"	0.703"	0.625"
S0735-0013	1/2"	0.84"	0.89"	7.38"	0.844"	0.750"

NOTE: MACHINE SWAGE ONLY. FOR PROPER FUNCTIONING, OBSERVE CORRECT "AFTER" DIMENSIONS.

SWAGE MARINE JAW



316 STAINLESS STEEL



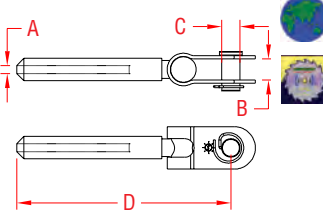
ITEM	A	B	C	D	BEFORE	AFTER
	(wire)				(swage)	(swage)
S0736-0001	1/16"	0.30"	0.19"	2.30"	0.160"	0.138"
S0736-0002	3/32"	0.30"	0.19"	2.30"	0.218"	0.190"
S0736-0003	1/8"	0.31"	0.19"	2.50"	0.250"	0.219"
S0736-0004	5/32"	0.39"	0.23"	2.90"	0.297"	0.250"
S0736-0005	3/16"	0.43"	0.31"	3.25"	0.359"	0.313"
S0736-0006	7/32"	0.49"	0.37"	3.72"	0.427"	0.375"
S0736-0007	1/4"	0.49"	0.43"	4.13"	0.494"	0.438"
S0736-0009	5/16"	0.56"	0.47"	5.08"	0.635"	0.563"
S0736-0010	3/8"	0.88"	0.55"	5.95"	0.703"	0.625"
S0736-0013	1/2"	0.94"	0.75"	8.18"	0.844"	0.750"

NOTE: MACHINE SWAGE ONLY. FOR PROPER FUNCTIONING, OBSERVE CORRECT "AFTER" DIMENSIONS.

SWAGE MARINE TOGGLE



316 STAINLESS STEEL



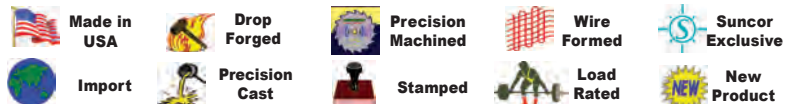
ITEM	A	B	C	D	BEFORE	AFTER
	(size)				(swage)	(swage)
S0737-0003	1/8"	0.38"	0.24"	2.78"	0.250"	0.219"
S0737-0004	5/32"	0.38"	0.24"	3.11"	0.297"	0.250"
S0737-0005	3/16"	0.39"	0.32"	3.70"	0.359"	0.313"
S0737-0006	7/32"	0.47"	0.39"	4.50"	0.427"	0.375"
S0737-0007	1/4"	0.47"	0.38"	4.49"	0.494"	0.438"
S0737-0008	9/32"	0.63"	0.47"	5.22"	0.563"	0.500"
S0737-0009	5/16"	0.63"	0.47"	5.53"	0.635"	0.563"
S0737-0010	3/8"	0.79"	0.63"	6.38"	0.703"	0.625"

NOTE: MACHINE SWAGE ONLY. FOR PROPER FUNCTIONING, OBSERVE CORRECT "AFTER" DIMENSIONS.



ORDERS ONLY: 800-394-2222 (USA+CANADA)

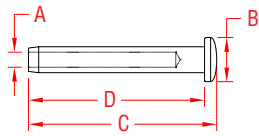
Key:



All logos, icons, images, measurements and descriptions are the sole property of Suncor Stainless, Inc. © 2016 Suncor Stainless, Inc.

SWAGE DOMEHEAD

316 STAINLESS STEEL

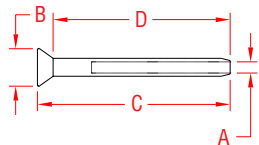


ITEM	A	B	C	D	BEFORE AFTER	
	(size)				(swage)	(swage)
S0738-0003	1/8"	0.39"	1.90"	1.77"	0.250"	0.219"
S0738-0004	5/32"	0.45"	2.18"	2.05"	0.297"	0.250"
S0738-0005	3/16"	0.55"	2.44"	2.28"	0.359"	0.313"
S0738-0007	1/4"	0.71"	2.99"	2.79"	0.494"	0.438"

NOTE:
MACHINE SWAGE REQUIRED. FOR PROPER FUNCTIONING, OBSERVE CORRECT "AFTER" DIMENSIONS.

SWAGE STEMBALL

316 STAINLESS STEEL



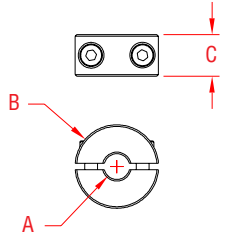
ITEM	A	B	C	D	BEFORE AFTER	
	(wire)				(swage)	(swage)
S0740-0003	1/8"	0.50"	2.28"	2.21"	0.250"	0.219"
S0740-0004	5/32"	0.61"	2.71"	2.48"	0.297"	0.250"
S0740-0005	3/16"	0.73"	3.08"	2.83"	0.359"	0.313"
S0740-0006	7/32"	0.77"	3.37"	3.11"	0.427"	0.375"
S0740-0007	1/4"	0.76"	3.52"	3.26"	0.494"	0.438"
S0740-0008	9/32"	0.81"	3.69"	3.43"	0.563"	0.500"
S0740-0009	5/16"	1.02"	4.60"	4.25"	0.635"	0.563"
S0740-0010	3/8"	1.04"	5.14"	4.68"	0.703"	0.625"

STEMBALL CUPS

S0741-0004 USE WITH S0740-0003, S0740-0004
 S0741-0005 USE WITH S0740-0005
 S0741-0007 USE WITH S0740-0006, S0740-0007
 S0741-0010 USE WITH S0740-0009, S0740-0010


2 PART WIRE CLAMP/STOP

316 STAINLESS STEEL



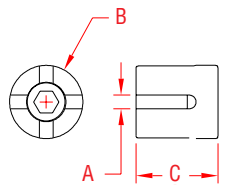
ITEM	A	B	C	WT
	(wire)			
S0720-0003	1/8"	0.64"	0.40"	(lb) 0.02
S0720-0004	5/32"	0.64"	0.40"	0.03
S0720-0005	3/16"	0.79"	0.40"	0.04
S0720-0007	1/4"	0.79"	0.40"	0.05

NOTE:
CAN BE USED IN ARCHITECTURAL FEATURES AS A WIRE CLAMP OR IN SHELVING SYSTEMS AS A STOP CLAMP. SIMPLE DESIGN OFFERS A CLEAN, CONTEMPORARY LOOK. PRODUCT SHOULD NEVER BE USED IN LIFTING APPLICATIONS.




CROSS WIRE CLAMP

SURFACE MOUNT
316 STAINLESS STEEL



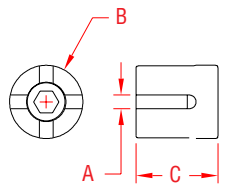
ITEM	A	B	C	WT
	(wire)			
S0722-0003	1/8"	0.67"	0.75"	(lb) 0.06
S0722-0004	5/32"	0.79"	0.83"	0.07
S0722-0005	3/16"	0.79"	0.91"	0.08

NOTE:
MAY BE USED ONLY FOR WIRE ROPE GUIDANCE PURPOSES (NOT AS AN END CONNECTOR). CAN BE USED IN ARCHITECTURAL APPLICATIONS SUCH AS TRELLIS SYSTEMS OR TO FORM WIRE NETTING. FITTING CAN BE THREADED ON TO SURFACE ANCHOR BOLT.



CROSS WIRE CLAMP

STANDARD
316 STAINLESS STEEL



ITEM	A	B	C	WT
	(wire)			
S0721-0003	1/8"	0.67"	0.75"	(lb) 0.07
S0721-0004	5/32"	0.79"	0.83"	0.08
S0721-0005	3/16"	0.79"	0.91"	0.09
S0721-0007	1/4"	0.79"	0.99"	0.11

NOTE:
MAY BE USED ONLY FOR WIRE ROPE GUIDANCE PURPOSES (NOT AS AN END CONNECTOR). CAN BE USED IN ARCHITECTURAL APPLICATIONS SUCH AS TRELLIS SYSTEMS OR TO FORM WIRE NETTING.




LIMITED LIFETIME WARRANTY


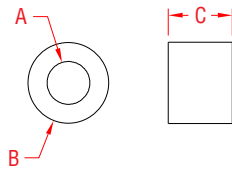
SUNCOR STAINLESS

TEL 508-732-9191 • FAX 508-732-9798 • ORDERS ONLY 800-394-2222
 www.suncorstainless.com

STOP SLEEVE




COPPER




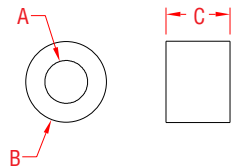
ITEM	A	B	C	HOLE#	
	(wire")	(wire mm)			
K0754-0001	1/16"	1.5 mm	0.20"	0.22"	1
K0754-0002	3/32"	2.5 mm	0.33"	0.32"	2
K0754-0003	1/8"	3.0 mm	0.33"	0.33"	3
K0754-0004	5/32"	4.0 mm	0.42"	0.33"	4
K0754-0005	3/16"	5.0 mm	0.42"	0.32"	5
K0754-0006	7/32"	5.5 mm	0.43"	0.63"	NA
K0754-0007	1/4"	6.0 mm	0.66"	0.71"	1
K0754-0009	5/16"	8.0 mm	0.66"	0.71"	NA
K0754-0010	3/8"	9.0 mm	0.66"	0.71"	NA

NOTE:
SEE SWAGERS ON PAGE 52. FOR 1/16" - 1/8", USE E0113-0350.
FOR 1/16" - 3/16", USE E0113-0600. FOR 1/4" USE E0113-0700.
USE A HYDRAULIC SWAGER ON LARGER SIZES.

STOP SLEEVE



ALUMINUM



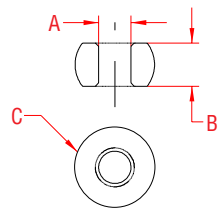
ITEM	A	B	C	HOLE#	
	(wire")	(wire mm)			
A0754-0001	1/16"	1.5 mm	0.20"	0.22"	1
A0754-0002	3/32"	2.5 mm	0.33"	0.32"	2
A0754-0003	1/8"	3.0 mm	0.33"	0.33"	3
A0754-0004	5/32"	4.0 mm	0.42"	0.33"	4
A0754-0005	3/16"	5.0 mm	0.42"	0.32"	5
A0754-0006	7/32"	5.5 mm	0.43"	0.63"	NA
A0754-0007	1/4"	6.0 mm	0.66"	0.71"	1

NOTE:
SEE SWAGERS ON PAGE 52. FOR 1/16" - 1/8", USE E0113-0350.
FOR 1/16" - 3/16", USE E0113-0600. FOR 1/4" USE E0113-0700.
USE A HYDRAULIC SWAGER ON LARGER SIZES.

PLAIN BALL




316 STAINLESS STEEL

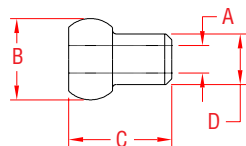


ITEM	A	B	C BEFORE	C AFTER	WT
	(wire)		(swage)	(swage)	(lb)
S0757-0000	1/32"	0.141"	0.211"	0.1905"	0.001
S0757-0001	3/64"	0.141"	0.211"	0.1905"	0.001
S0757-0002	1/16"	0.141"	0.211"	0.1905"	0.001
S0757-0003	3/32"	0.174"	0.288"	0.253"	0.002
S0757-0004	1/8"	0.190"	0.355"	0.317"	0.004
S0757-0005	5/32"	0.227"	0.429"	0.380"	0.006
S0757-0006	3/16"	0.264"	0.498"	0.442"	0.010
S0757-0007	7/32"	0.300"	0.557"	0.490"	0.015
S0757-0008	1/4"	0.335"	0.628"	0.559"	0.020

SINGLE SHANK BALL



316 STAINLESS STEEL

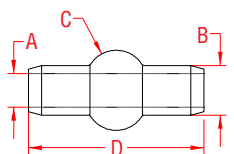


ITEM	A	B BEFORE	B AFTER	C	D BEFORE	D AFTER
	(wire)	(swage)	(swage)		(swage)	(swage)
S0755-0001	1/16"	0.21"	0.19"	0.27"	0.13"	0.11"
S0755-0002	3/32"	0.28"	0.25"	0.38"	0.17"	0.14"
S0755-0003	1/8"	0.35"	0.32"	0.50"	0.22"	0.19"
S0755-0004	5/32"	0.42"	0.38"	0.62"	0.26"	0.22"
S0755-0005	3/16"	0.49"	0.44"	0.73"	0.30"	0.26"
S0755-0006	7/32"	0.56"	0.51"	0.85"	0.35"	0.30"
S0755-0007	1/4"	0.63"	0.57"	0.96"	0.41"	0.35"
S0755-0009	5/16"	0.77"	0.69"	1.19"	0.48"	0.41"

DOUBLE SHANK BALL



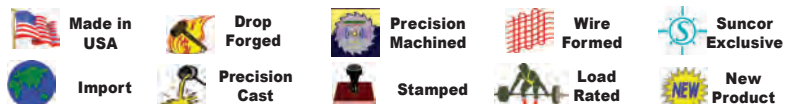
316 STAINLESS STEEL



ITEM	A	B BEFORE	B AFTER	C BEFORE	C AFTER	D
	(wire)	(swage)	(swage)	(swage)	(swage)	
S0756-0001	1/16"	0.13"	0.11"	0.21"	0.19"	0.36"
S0756-0002	3/32"	0.16"	0.14"	0.28"	0.25"	0.53"
S0756-0003	1/8"	0.22"	0.19"	0.35"	0.32"	0.69"
S0756-0004	5/32"	0.25"	0.22"	0.42"	0.38"	0.85"
S0756-0005	3/16"	0.29"	0.26"	0.49"	0.44"	1.01"
S0756-0006	7/32"	0.35"	0.30"	0.56"	0.51"	1.18"
S0756-0007	1/4"	0.40"	0.35"	0.62"	0.57"	1.34"
S0756-0009	5/16"	0.48"	0.41"	0.76"	0.69"	1.66"




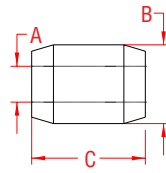
Key:



All logos, icons, images, measurements and descriptions are the sole property of Suncor Stainless, Inc.
 © 2016 Suncor Stainless, Inc.

CYLINDRICAL TERMINAL

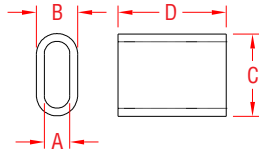

316 STAINLESS STEEL



ITEM	SIZE	A	B BEFORE	B AFTER	C	WT
	(wire)		(swage)	(swage)		(lb)
S0758-0001	1/16"	0.076"	0.221"	0.190"	0.224"	0.002
S0758-0002	3/32"	0.107"	0.252"	0.219"	0.333"	0.004
S0758-0003	1/8"	0.146"	0.298"	0.250"	0.416"	0.006
S0758-0004	5/32"	0.177"	0.377"	0.313"	0.510"	0.011
S0758-0005	3/16"	0.208"	0.439"	0.375"	0.635"	0.020

SWAGE SLEEVE


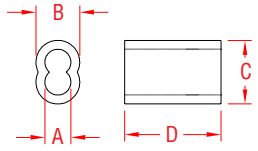

316 STAINLESS STEEL



ITEM	A	B	C	D	AFTER SWAGE DIAMETER
	(wire)				
S0750-0001	1/16"	0.139"	0.230"	0.375"	0.150"
S0750-0002	3/32"	0.166"	0.269"	0.375"	0.185"
S0750-0003	1/8"	0.234"	0.362"	0.379"	0.265"
S0750-0004	5/32"	0.320"	0.491"	0.723"	0.350"
S0750-0005	3/16"	0.355"	0.564"	0.876"	0.395"
S0750-0006	7/32"	0.432"	0.663"	0.885"	0.437"
S0750-0007	1/4"	0.457"	0.720"	1.131"	0.530"
S0750-0008	5/16"	0.781"	1.125"	1.594"	0.760"
S0750-0010	3/8"	0.813"	1.125"	1.719"	0.760"
S0750-0013	1/2"	1.000"	1.438"	2.000"	1.010"
S0750-0016	5/8"	1.250"	1.813"	2.719"	1.270"
S0750-0020	3/4"	1.438"	2.125"	3.000"	1.530"
S0750-0025	1"	2.000"	2.813"	3.750"	2.130"

SWAGE SLEEVE

ALUMINUM


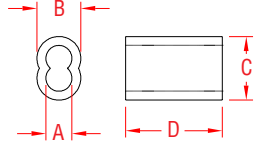


ITEM	A	B	C	D	CRIMPS	HOLE#	
	(wire")	(wire mm)					
A0751-0001	1/16"	1.5 mm	0.185"	0.258"	0.390"	2	1
A0751-0002	3/32"	2.5 mm	0.277"	0.403"	0.490"	3	2
A0751-0003	1/8"	3.0 mm	0.336"	0.493"	0.628"	3	3
A0751-0004	5/32"	4.0 mm	0.381"	0.574"	0.686"	3	4
A0751-0005	3/16"	5.0 mm	0.443"	0.666"	1.004"	3	5
A0751-0007	1/4"	6.0 mm	0.536"	0.816"	1.137"	3	1
A0751-0009	5/16"	8.0 mm	0.689"	1.034"	1.245"	3	HYDRAULIC
A0751-0010	3/8"	9.0 mm	0.752"	1.157"	1.447"	3	HYDRAULIC
A0751-0013	1/2"	12.0 mm	1.054"	1.623"	2.000"	3	HYDRAULIC

NOTE:
SEE SWAGERS ON PAGE 52.
FOR 1/16" - 1/8", USE E0113-0350. FOR 1/16" - 3/16",
USE E0113-0600. FOR 1/4" USE E0113-0700.
USE A HYDRAULIC SWAGER ON LARGER SIZES.

SWAGE SLEEVE

COPPER


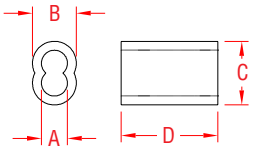


ITEM	A	B	C	D	CRIMPS	HOLE#	
	(wire")	(wire mm)					
K0752-0001	1/16"	1.5 mm	0.169"	0.250"	0.372"	2	1
K0752-0002	3/32"	2.5 mm	0.224"	0.370"	0.400"	3	2
K0752-0003	1/8"	3.0 mm	0.327"	0.492"	0.554"	3	3
K0752-0004	5/32"	4.0 mm	0.369"	0.592"	0.606"	3	4
K0752-0005	3/16"	5.0 mm	0.450"	0.672"	0.940"	3	5
K0752-0007	1/4"	6.0 mm	0.515"	0.809"	1.110"	3	1
K0752-0009	5/16"	8.0 mm	0.668"	1.020"	1.051"	3	HYDRAULIC
K0752-0010	3/8"	9.0 mm	0.728"	1.113"	1.236"	3	HYDRAULIC
K0752-0013	1/2"	12.0 mm	0.955"	1.471"	1.892"	3	HYDRAULIC

NOTE:
SEE SWAGERS ON PAGE 52. FOR 1/16" - 1/8", USE E0113-0350.
FOR 1/16" - 3/16", USE E0113-0600. FOR 1/4" USE E0113-0700.
USE A HYDRAULIC SWAGER ON LARGER SIZES.

SWAGE SLEEVE

ZINC PLATED COPPER



ITEM	A	B	C	D	CRIMPS	HOLE#	
	(wire")	(wire mm)					
Z0753-0001	1/16"	1.5 mm	0.169"	0.250"	0.372"	2	1
Z0753-0002	3/32"	2.5 mm	0.224"	0.370"	0.400"	3	2
Z0753-0003	1/8"	3.0 mm	0.327"	0.492"	0.554"	3	3
Z0753-0004	5/32"	4.0 mm	0.369"	0.592"	0.606"	3	4
Z0753-0005	3/16"	5.0 mm	0.450"	0.672"	0.940"	3	5
Z0753-0006	7/32"	5.5 mm	0.460"	0.720"	0.860"	3	NA
Z0753-0007	1/4"	6.0 mm	0.515"	0.809"	1.110"	3	1
Z0753-0009	5/16"	8.0 mm	0.668"	1.020"	1.051"	3	HYDRAULIC
Z0753-0010	3/8"	9.0 mm	0.728"	1.113"	1.236"	3	HYDRAULIC
Z0753-0013	1/2"	12.0 mm	0.955"	1.471"	1.892"	3	HYDRAULIC

NOTE:
SEE SWAGERS ON PAGE 52. FOR 1/16" - 1/8", USE E0113-0350.
FOR 1/16" - 3/16", USE E0113-0600. FOR 1/4" USE E0113-0700.
USE A HYDRAULIC SWAGER ON LARGER SIZES.


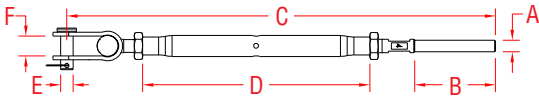
LIMITED LIFETIME WARRANTY

SUNCOR STAINLESS

TEL 508-732-9191 • FAX 508-732-9798 • ORDERS ONLY 800-394-2222

www.suncorstainless.com

TOGGLE & HAND SWAGE STUD 316 STAINLESS STEEL




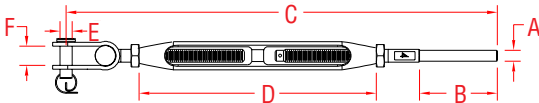
ITEM	A	B	C	D	E	F	WT
	(wire)						(lb)
S0782-H0703	1/8"	1.51"	8.02"	4.25"	0.24"	0.38"	0.21
S0782-H0705	3/16"	2.01"	8.64"	4.25"	0.24"	0.38"	0.24

NOTE:
DESIGNED FOR HAND SWAGE USE ONLY. THIS TURNBUCKLE FEATURES A CLOSED STYLE BODY WITH PRECISION MANUFACTURED END FITTINGS. ALL COMPONENTS ARE MADE FROM GRADE 316 STAINLESS STEEL.

CRIMP THE HAND SWAGE STUD ONTO THE WIRE ROPE USING THE HAND SWAGER (PART # E0113-H600, PAGE 42). USE HAND SWAGER HOLE #1 ON 1/8" WIRE AND HOLE #2 ON 3/16" WIRE.

HAND SWAGE

TOGGLE & HAND SWAGE STUD CHROMED BRONZE BODY & STAINLESS ENDS



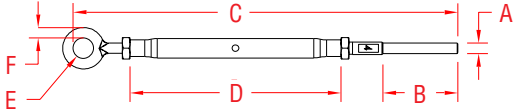
ITEM	A	B	C	D	E	F	WT
	(wire)						(lb)
S0786-H0703	1/8"	1.51"	8.38"	4.61"	0.24"	0.38"	0.25
S0786-H0705	3/16"	2.01"	9.00"	4.61"	0.24"	0.38"	0.28

NOTE:
DESIGNED FOR HAND SWAGE USE ONLY. MAKE INSTALLATION PAINLESS, USING SUNCOR'S HAND SWAGE LINE OF FITTINGS. THE OPEN BODY TURNBUCKLE COMBINES CHROMED BRONZE WITH GRADE 316 STAINLESS STEEL. ALSO AVAILABLE WITH SILICON BRONZE BODY.

CRIMP THE HAND SWAGE STUD ONTO THE WIRE ROPE USING THE HAND SWAGER (PART # E0113-H600, PAGE 42). USE HAND SWAGER HOLE #1 ON 1/8" WIRE AND HOLE #2 ON 3/16" WIRE.

HAND SWAGE

GATE EYE & HAND SWAGE STUD 316 STAINLESS STEEL



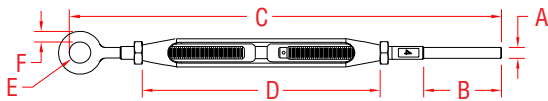
ITEM	A	B	C	D	E	F	WT
	(wire)						(lb)
S0794-H0703	1/8"	1.51"	7.75"	4.25"	0.42"	0.21"	0.21
S0794-H0705	3/16"	2.01"	8.37"	4.25"	0.42"	0.21"	0.23

NOTE:
DESIGNED FOR HAND SWAGE USE ONLY. THIS TURNBUCKLE FEATURES A CLOSED STYLE BODY WITH PRECISION MANUFACTURED END FITTINGS. ALL COMPONENTS ARE MADE FROM GRADE 316 STAINLESS STEEL.

CRIMP THE HAND SWAGE STUD ONTO THE WIRE ROPE USING THE HAND SWAGER (PART # E0113-H600, PAGE 42). USE HAND SWAGER HOLE #1 ON 1/8" WIRE AND HOLE #2 ON 3/16" WIRE.

HAND SWAGE

GATE EYE & HAND SWAGE STUD CHROMED BRONZE BODY & STAINLESS ENDS



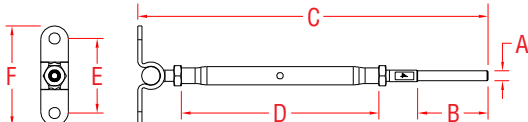
ITEM	A	B	C	D	E	F	WT
	(wire)						(lb)
S0795-H0703	1/8"	1.51"	8.38"	4.61"	0.42"	0.21"	0.25
S0795-H0705	3/16"	2.01"	9.00"	4.61"	0.42"	0.21"	0.27

NOTE:
DESIGNED FOR HAND SWAGE USE ONLY. MAKE INSTALLATION PAINLESS, USING SUNCOR'S HAND SWAGE LINE OF FITTINGS. THE OPEN BODY TURNBUCKLE COMBINES CHROMED BRONZE WITH GRADE 316 STAINLESS STEEL. ALSO AVAILABLE WITH SILICON BRONZE BODY.

CRIMP THE HAND SWAGE STUD ONTO THE WIRE ROPE USING THE HAND SWAGER (PART # E0113-H600, PAGE 42). USE HAND SWAGER HOLE #1 ON 1/8" WIRE AND HOLE #2 ON 3/16" WIRE.

HAND SWAGE

WALL MOUNT & HAND SWAGE STUD 316 STAINLESS STEEL



ITEM	A	B	C	D	E	F	WT
	(wire)						(lb)
S0784-H0703	1/8"	1.51"	7.54"	4.25"	1.62"	2.16"	0.21
S0784-H0705	3/16"	2.01"	8.16"	4.25"	1.62"	2.16"	0.23

NOTE:
DESIGNED FOR HAND SWAGE USE ONLY. THIS TURNBUCKLE FEATURES A CLOSED STYLE BODY WITH PRECISION MANUFACTURED END FITTINGS. ALL COMPONENTS ARE MADE FROM GRADE 316 STAINLESS STEEL.

CRIMP THE HAND SWAGE STUD ONTO THE WIRE ROPE USING THE HAND SWAGER (PART # E0113-H600, PAGE 42). USE HAND SWAGER HOLE #1 ON 1/8" WIRE AND HOLE #2 ON 3/16" WIRE.

REFERENCE "FASTENER MATCHING CHART" (PAGE 156) FOR COMPATIBLE FASTENERS.

HAND SWAGE


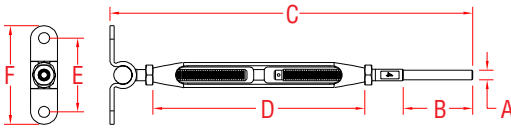


ORDERS ONLY: 800-394-2222 (USA+CANADA)

Key:

- Made in USA
- Drop Forged
- Precision Cast
- Precision Machined
- Wire Formed
- Suncor Exclusive
- Import
- Stamped
- Load Rated
- New Product

WALL MOUNT & HAND SWAGE STUD CHROMED BRONZE BODY & STAINLESS ENDS



ITEM	A	B	C	D	E	F	WT
	(wire)						(lb)
S0798-H0703	1/8"	1.51"	7.90"	4.61"	1.62"	2.16"	0.24
S0798-H0705	3/16"	2.01"	8.52"	4.61"	1.62"	2.16"	0.26

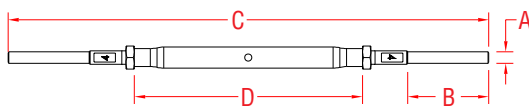
NOTE:
DESIGNED FOR HAND SWAGE USE ONLY. MAKE INSTALLATION PAINLESS, USING SUNCOR'S HAND SWAGE LINE OF FITTINGS. THE OPEN BODY TURNBUCKLE COMBINES CHROMED BRONZE WITH GRADE 316 STAINLESS STEEL. ALSO AVAILABLE WITH SILICON BRONZE BODY.

CRIMP THE HAND SWAGE STUD ONTO THE WIRE ROPE USING THE HAND SWAGER (PART # E0113-H600, PAGE 42). USE HAND SWAGER HOLE #1 ON 1/8" WIRE AND HOLE #2 ON 3/16" WIRE.

REFERENCE "FASTENER MATCHING CHART" (PAGE 156-157) FOR COMPATIBLE FASTENERS.

HAND SWAGE

STUD & STUD - HAND SWAGE 316 STAINLESS STEEL



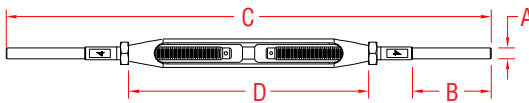
ITEM	A	B	C	D	WT
	(wire)				(lb)
S0796-H0703	1/8"	1.51"	8.95"	4.25"	0.17
S0796-H0705	3/16"	2.01"	10.19"	4.25"	0.21

NOTE:
DESIGNED FOR HAND SWAGE USE ONLY. THIS TURNBUCKLE FEATURES A CLOSED STYLE BODY WITH PRECISION MANUFACTURED END FITTINGS. ALL COMPONENTS ARE MADE FROM GRADE 316 STAINLESS STEEL.

CRIMP THE HAND SWAGE STUDS ONTO THE WIRE ROPE USING THE HAND SWAGER (PART # E0113-H600, PAGE 42). USE HAND SWAGER HOLE #1 ON 1/8" WIRE AND HOLE #2 ON 3/16" WIRE.

HAND SWAGE

STUD & STUD - HAND SWAGE CHROMED BRONZE BODY & STAINLESS ENDS



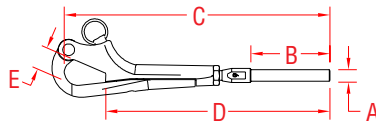
ITEM	A	B	C	D	WT
	(wire)				(lb)
S0797-H0703	1/8"	1.51"	9.31"	4.61"	0.20
S0797-H0705	3/16"	2.01"	10.53"	4.61"	0.24

NOTE:
DESIGNED FOR HAND SWAGE USE ONLY. MAKE INSTALLATION PAINLESS, USING SUNCOR'S HAND SWAGE LINE OF FITTINGS. THE OPEN BODY TURNBUCKLE COMBINES CHROMED BRONZE WITH GRADE 316 STAINLESS STEEL. ALSO AVAILABLE WITH SILICON BRONZE BODY.

CRIMP THE HAND SWAGE STUD ONTO THE WIRE ROPE USING THE HAND SWAGER (PART # E0113-H600, PAGE 42). USE HAND SWAGER HOLE #1 ON 1/8" WIRE AND HOLE #2 ON 3/16" WIRE.

HAND SWAGE

PELICAN HOOK W/ HAND SWAGE 316 STAINLESS STEEL



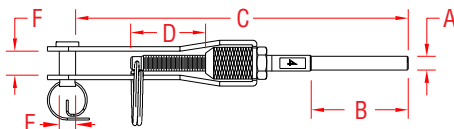
ITEM	A	B	C	D	E	WT
	(wire)					(lb)
S0162-H0703	1/8"	1.51"	5.13"	4.38"	0.59"	0.19
S0162-H0705	3/16"	2.01"	5.75"	5.00"	0.59"	0.22

NOTE:
DESIGNED FOR HAND SWAGE USE ONLY. MAKE INSTALLATIONS PAINLESS, USING SUNCOR'S HAND SWAGE LIFELINE FITTINGS. THIS HOOK FEATURES EASY OPENING CAPABILITIES. BODY AND SWAGE FITTING ARE MADE FROM GRADE 316 STAINLESS STEEL.

CRIMP THE HAND SWAGE STUDS ONTO THE WIRE ROPE USING THE HAND SWAGER (PART # E0113-H600, PAGE 42). USE HAND SWAGER HOLE #1 ON 1/8" WIRE AND HOLE #2 ON 3/16" WIRE.

HAND SWAGE

LIFELINE ADJUSTER W/ HAND SWAGE 316 STAINLESS STEEL



ITEM	A	B	C	D	E	F	WT
	(wire)						(lb)
S0745-H003	1/8"	1.51"	5.13"	1.19"	0.24"	0.42"	0.16
S0745-H005	3/16"	2.01"	5.77"	1.19"	0.24"	0.42"	0.18

NOTE:
DESIGNED FOR HAND SWAGE USE ONLY. MAKE INSTALLATIONS PAINLESS, USING SUNCOR'S HAND SWAGE LIFELINE FITTINGS. USE THIS ADJUSTER WHERE QUICK ADJUSTMENT IS REQUIRED WITHOUT THE USE OF TOOLS. BODY AND SWAGE FITTING ARE MADE FROM GRADE 316 STAINLESS STEEL.

CRIMP THE HAND SWAGE STUDS ONTO THE WIRE ROPE USING THE HAND SWAGER (PART # E0113-H600, PAGE 42). USE HAND SWAGER HOLE #1 ON 1/8" WIRE AND HOLE #2 ON 3/16" WIRE.

HAND SWAGE

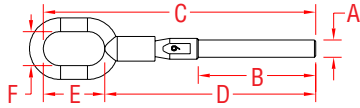
LIMITED LIFETIME WARRANTY

SUNCOR STAINLESS

TEL 508-732-9191 • FAX 508-732-9798 • ORDERS ONLY 800-394-2222

www.suncorstainless.com

GATE EYE - HAND SWAGE 316 STAINLESS STEEL



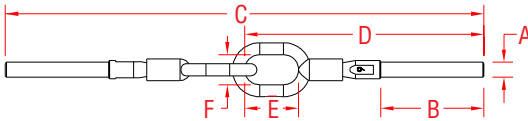
ITEM	A	B	C	D	E	F	WT
	(wire)						(lb)
S0744-H003	1/8"	1.51"	4.02"	2.97"	1.05"	0.59"	0.08
S0744-H005	3/16"	2.01"	4.66"	3.61"	1.05"	0.59"	0.11

NOTE:
DESIGNED FOR HAND SWAGE USE ONLY. MAKE INSTALLATIONS PAINLESS, USING SUNCOR'S HAND SWAGE LIFELINE FITTINGS. USE THE GATE EYE AT ONE END OF THE OPENING TO ATTACH THE PELICAN HOOK. EYE AND SWAGE FITTING ARE MADE FROM GRADE 316 STAINLESS STEEL.

CRIMP THE HAND SWAGE STUDS ONTO THE WIRE ROPE USING THE HAND SWAGER (PART # E0113-H600, PAGE 42). USE HAND SWAGER HOLE #1 ON 1/8" WIRE AND HOLE #2 ON 3/16" WIRE.

HAND SWAGE

JOINED GATE EYES - HAND SWAGE 316 STAINLESS STEEL



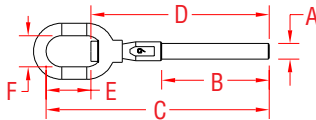
ITEM	A	B	C	D	E	F	WT
	(wire)						(lb)
S0746-H003	1/8"	1.51"	8.06"	4.02"	1.05"	0.59"	0.16
S0746-H005	3/16"	2.01"	9.32"	4.66"	1.05"	0.59"	0.21

NOTE:
DESIGNED FOR HAND SWAGE USE ONLY. MAKE INSTALLATIONS PAINLESS, USING SUNCOR'S HAND SWAGE LIFELINE FITTINGS. USE THE JOINED GATE EYES IN CONJUNCTION WITH THE SINGLE GATE EYE AT THE GATE OPENING IN THE LIFELINE. EYES AND SWAGE FITTINGS ARE MADE FROM GRADE 316 STAINLESS STEEL.

CRIMP THE HAND SWAGE STUDS ONTO THE WIRE ROPE USING THE HAND SWAGER (PART # E0113-H600, PAGE 42). USE HAND SWAGER HOLE #1 ON 1/8" WIRE AND HOLE #2 ON 3/16" WIRE.

HAND SWAGE

SWIVEL GATE EYE - HAND SWAGE 316 STAINLESS STEEL



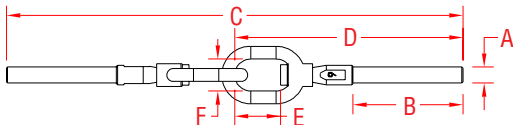
ITEM	A	B	C	D	E	F	WT
	(wire)						(lb)
S0718-H0703	1/8"	1.51"	3.53"	2.58"	0.84"	0.59"	0.08
S0718-H0705	3/16"	2.01"	4.17"	3.21"	0.84"	0.59"	0.10

NOTE:
DESIGNED FOR HAND SWAGE USE ONLY. MAKE INSTALLATIONS PAINLESS, USING SUNCOR'S HAND SWAGE LIFELINE FITTINGS. USE THE GATE EYE AT ONE END OF THE OPENING TO ATTACH THE PELICAN HOOK. EYE AND SWAGE FITTING ARE MADE FROM GRADE 316 STAINLESS STEEL.

CRIMP THE HAND SWAGE STUDS ONTO THE WIRE ROPE USING THE HAND SWAGER (PART # E0113-H600, PAGE 42). USE HAND SWAGER HOLE #1 ON 1/8" WIRE AND HOLE #2 ON 3/16" WIRE.

HAND SWAGE

JOINED SWIVEL GATE EYES - HAND SWAGE 316 STAINLESS STEEL



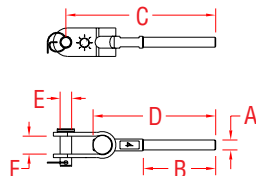
ITEM	A	B	C	D	E	F	WT
	(wire)						(lb)
S0719-H0703	1/8"	1.51"	7.09"	3.54"	0.84"	0.59"	0.15
S0719-H0705	3/16"	2.01"	8.35"	4.17"	0.84"	0.59"	0.19

NOTE:
DESIGNED FOR HAND SWAGE USE ONLY. MAKE INSTALLATIONS PAINLESS, USING SUNCOR'S HAND SWAGE LIFELINE FITTINGS. USE THE JOINED GATE EYES IN CONJUNCTION WITH THE SINGLE GATE EYE AT THE GATE OPENING IN THE LIFELINE. EYES AND SWAGE FITTINGS ARE MADE FROM GRADE 316 STAINLESS STEEL.

CRIMP THE HAND SWAGE STUDS ONTO THE WIRE ROPE USING THE HAND SWAGER (PART # E0113-H600, PAGE 42). USE HAND SWAGER HOLE #1 ON 1/8" WIRE AND HOLE #2 ON 3/16" WIRE.

HAND SWAGE

TOGGLE TERMINAL - HAND SWAGE 316 STAINLESS STEEL



ITEM	A	B	C	D	E	F	WT
	(wire)						(lb)
S0737-H003	1/8"	1.51"	3.13"	2.56"	0.24"	0.38"	0.07
S0737-H005	3/16"	2.01"	3.80"	3.23"	0.24"	0.38"	0.10

NOTE:
DESIGNED FOR HAND SWAGE USE ONLY. MAKE INSTALLATION PAINLESS, USING SUNCOR'S HAND SWAGE LINE OF FITTINGS. THIS TOGGLE IS PERFECT FOR NUMEROUS MARINE, INDUSTRIAL AND ARCHITECTURAL APPLICATIONS. TOGGLE AND SWAGE FITTING ARE MADE FROM GRADE 316 STAINLESS STEEL.

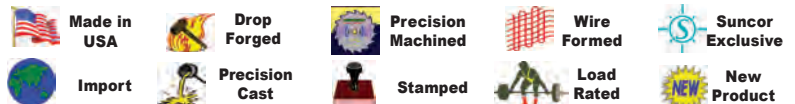
CRIMP THE HAND SWAGE STUDS ONTO THE WIRE ROPE USING THE HAND SWAGER (PART # E0113-H600, PAGE 42). USE HAND SWAGER HOLE #1 ON 1/8" WIRE AND HOLE #2 ON 3/16" WIRE.

HAND SWAGE



ORDERS ONLY: 800-394-2222
(USA+CANADA)


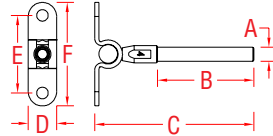
Key:



All logos, icons, images, measurements and descriptions are the sole property of Suncor Stainless, Inc.
© 2016 Suncor Stainless, Inc.

WALL MOUNT TERMINAL - HAND SWAGE

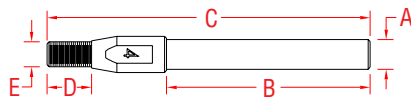
316 STAINLESS STEEL



ITEM	A	B	C	D	E	F	WT
	(wire)						(lb)
S0723-H003	1/8"	1.51"	2.65"	0.59"	1.62"	2.16"	0.07
S0723-H005	3/16"	2.01"	3.32"	0.59"	1.62"	2.16"	0.09
NOTE:							
DESIGNED FOR HAND SWAGE USE ONLY. THIS WALL MOUNTED SWAGE FITTING IS PERFECT FOR ARCHITECTURAL APPLICATIONS WHERE WIRE ROPE IS DESIRED. WALL MOUNT AND SWAGE FITTING ARE MADE FROM GRADE 316 STAINLESS STEEL.							
CRIMP THE HAND SWAGE STUDS ONTO THE WIRE ROPE USING THE HAND SWAGER (PART # E0113-H600, PAGE 42). USE HAND SWAGER HOLE #1 ON 1/8" WIRE AND HOLE #2 ON 3/16" WIRE.							
REFERENCE "FASTENER MATCHING CHART" (PAGE 156) FOR COMPATIBLE FASTENERS.							
							HAND SWAGE

SHORT STUD - HAND SWAGE

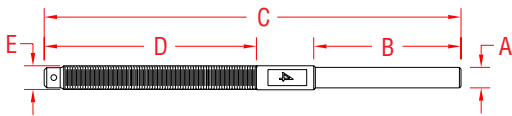
UNF - 316 STAINLESS STEEL



ITEM	A	B	C	D	E	WT	
					(thread)	(lb)	
	(wire)						
S0731-HM0703	1/8"	1.51"	2.56"	0.44"	0.25"	0.02	
S0731-HM0705	3/16"	2.01"	3.19"	0.44"	0.25"	0.04	
NOTE:							
DESIGNED FOR HAND SWAGE USE ONLY. MAKE INSTALLATION PAINLESS, USING SUNCOR'S HAND SWAGE LINE OF FITTINGS. THREADS ARE "UNF".							
CRIMP THE HAND SWAGE STUDS ONTO THE WIRE ROPE USING THE HAND SWAGER (PART # E0113-H600, PAGE 42). USE HAND SWAGER HOLE #1 ON 1/8" WIRE AND HOLE #2 ON 3/16" WIRE.							
							HAND SWAGE

STANDARD STUD - HAND SWAGE

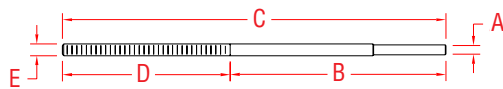
UNF - 316 STAINLESS STEEL



ITEM	A	B	C	D	E	WT	
					(thread)	(lb)	
RIGHT HAND							
S0731-H0703	1/8"	1.51"	4.32"	2.20"	0.25"	0.04	
S0731-H0705	3/16"	2.01"	4.94"	2.19"	0.25"	0.06	
LEFT HAND							
S0732-H0703	1/8"	1.51"	4.32"	2.20"	0.25"	0.04	
S0732-H0705	3/16"	2.01"	4.94"	2.19"	0.25"	0.06	
NOTE:							
DESIGNED FOR HAND SWAGE USE ONLY. MAKE INSTALLATION PAINLESS, USING SUNCOR'S HAND SWAGE LINE OF FITTINGS. THREADS ARE "UNF". CRIMP THE HAND SWAGE STUDS ONTO THE WIRE ROPE USING THE HAND SWAGER (PART # E0113-H600, PAGE 42). USE HAND SWAGER HOLE #1 ON 1/8" WIRE AND HOLE #2 ON 3/16" WIRE.							
							HAND SWAGE

EXTRA LONG STUD - HAND SWAGE


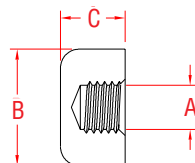
UNF - 316 STAINLESS STEEL



ITEM	A	B	C	D	E	WT	
					(thread)	(lb)	
S0731-HL703	1/8"	4.50"	8.00"	3.50"	0.25"	0.09	
S0731-HL705	3/16"	4.50"	8.00"	3.50"	0.25"	0.11	
NOTE:							
DESIGNED FOR HAND SWAGE USE ONLY. MAKE INSTALLATION PAINLESS, USING SUNCOR'S HAND SWAGE LINE OF FITTINGS. LONG STUD IS PERFECT FOR CABLE RAILING SYSTEMS WHERE "THROUGH POST" HARDWARE IS DESIRED FOR MINIMAL OBSTRUCTION.							
THREADS ARE "UNF". CRIMP THE HAND SWAGE STUDS ONTO THE WIRE ROPE USING THE HAND SWAGER (PART # E0113-H600, PAGE 42). USE HAND SWAGER HOLE #1 ON 1/8" WIRE AND HOLE #2 ON 3/16" WIRE.							
							HAND SWAGE

STOP NUT

316 STAINLESS STEEL



ITEM	A	B	C	THREAD	WT
	(size)				(lb)
UNC THREAD					
S0724-UN07-R	1/4"	0.75"	0.40"	Right Hand	0.03
S0724-UN07-L	1/4"	0.75"	0.40"	Left Hand	0.03
UNF THREAD					
S0724-UF07-R	1/4"	0.75"	0.40"	Right Hand	0.03
S0724-UF07-L	1/4"	0.75"	0.40"	Left Hand	0.03
NOTE:					
DESIGNED FOR USE WITH HAND SWAGE AND STANDARD STUDS. STOP NUT IS PERFECT FOR CABLE RAILING SYSTEMS WHERE "THROUGH POST" HARDWARE IS DESIRED FOR MINIMAL OBSTRUCTION. USE AT THE END OF SWAGE STUDS FOR A FINISHED LOOK.					
					HAND SWAGE


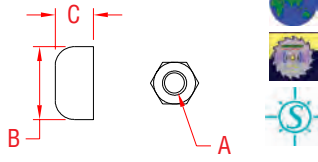
LIMITED LIFETIME WARRANTY

SUNCOR STAINLESS

TEL 508-732-9191 • FAX 508-732-9798 • ORDERS ONLY 800-394-2222
www.suncorstainless.com

COVER NUT - SET

316 STAINLESS STEEL



Cable Railing Hardware

Suncor Stainless would like to introduce a sleek new design for architectural cable railing systems. Simply insert the long stud (S0731-HL Series, page 41) into a standard 4x4 post and affix the Cover Nut Set on the end and you're done! These new items allow for a quick and easy installation and produce a unique alternative to a conventional railing system, featuring unobstructed views.



ITEM	A	B	C	THREAD	WT
	(size)				(lb)
UNC THREAD					
S0307-UN07-R	1/4"	0.75"	0.40"	Right Hand	0.04
S0307-UN07-L	1/4"	0.75"	0.40"	Left Hand	0.04
UNF THREAD					
S0307-UF07-R	1/4"	0.75"	0.40"	Right Hand	0.04
S0307-UF07-L	1/4"	0.75"	0.40"	Left Hand	0.04

NOTE:
DESIGNED FOR USE WITH HAND SWAGE AND STANDARD STUDS. COVER NUT SET IS PERFECT FOR CABLE RAILING SYSTEMS WHERE "THROUGH POST" HARDWARE IS DESIRED FOR MINIMAL OBSTRUCTION. AFFIX TO END OF SWAGE STUD FOR A FINISHED LOOK.

3 Easy Installation Steps



Step 1
Tighten nut to tension.



Step 2
Cut thread flush with nut.


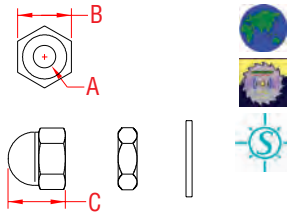


Step 3
Install cap & you're done!

HAND SWAGE

ACORN NUT - SET

316 STAINLESS STEEL




ITEM	A	B	C	THREAD	WT
	(size)				(lb)
UNF THREAD					
S0308-UF07-R	1/4"	0.44"	0.47"	Right Hand	0.02
S0308-UF07-L	1/4"	0.44"	0.47"	Left Hand	0.02

NOTE:
DESIGNED FOR USE WITH 1/4" THREAD HAND SWAGE AND STANDARD STUDS.

HAND SWAGE

"MINI" HAND SWAGER

*FOR USE WITH HAND SWAGE SERIES



ITEM	SIZE	SWAGES	WT
	(length)		(lb)
E0113-H001	12"	1/8" and 3/16"	1.76

NOTE:
MAKE HAND SWAGING QUICK AND EASY USING SUNCOR'S "MINI" HAND SWAGER.

THE "MINI" HAND SWAGER CRIMPS THE HAND SWAGE STUDS ONTO THE WIRE ROPE. USE HOLE #1 ON 1/8" WIRE AND HOLE #2 ON 3/16" WIRE.

HAND SWAGE

HAND SWAGER

*FOR USE WITH HAND SWAGE SERIES



ITEM	SIZE	SWAGES	WT
	(length)		(lb)
E0113-H600	24"	1/8" and 3/16"	6.35

NOTE:
MAKE HAND SWAGING QUICK AND EASY USING SUNCOR'S HAND SWAGER.

HAND SWAGER CRIMPS THE HAND SWAGE STUDS ONTO THE WIRE ROPE. USE HOLE #1 ON 1/8" WIRE AND HOLE #2 ON 3/16" WIRE.

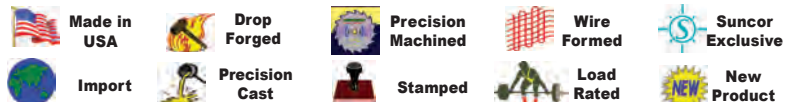
FOR COMPATIBLE PRODUCTS, SEE PAGE 38-41.

HAND SWAGE



ORDERS ONLY: 800-394-2222 (USA+CANADA)

Key:



All logos, icons, images, measurements and descriptions are the sole property of Suncor Stainless, Inc. © 2016 Suncor Stainless, Inc.

SUNCOR STAINLESS, INC.

QUICK ATTACH™

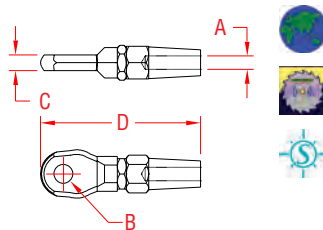


www.suncorstainless.com

QUICK ATTACH™ EYE



316 STAINLESS STEEL



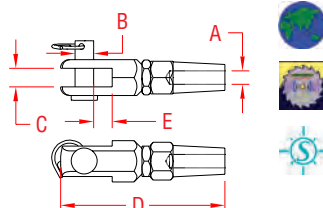
ITEM	A	B	C	D	WT
	(wire size)				(lb)
S0761-0003	1/8"	0.25"	0.23"	2.28"	0.10
S0761-0004	5/32"	0.33"	0.27"	2.68"	0.17
S0761-0005	3/16"	0.41"	0.31"	3.19"	0.23
S0761-0007	1/4"	0.50"	0.35"	3.82"	0.36
S0761-0009	5/16"	0.56"	0.41"	4.76"	0.60
S0761-0010	3/8"	0.64"	0.51"	5.23"	0.98
S0761-0013	1/2"	0.76"	0.59"	6.10"	1.50

NOTE:
MECHANICAL SWAGE FITTING ALLOWS VERY FAST ATTACHMENT TO ANY TYPE OF CABLE (1X19, 7X19, OR 7X7) USING ONLY SIMPLE TOOLS. JAW AND EYE WILL FIT TOGETHER. WLL IS DETERMINED BY WLL OF WIRE USED.

QUICK ATTACH™ JAW



316 STAINLESS STEEL



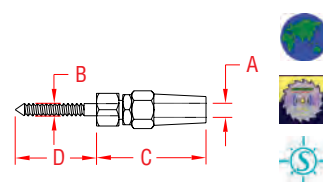
ITEM	A	B	C	D	E	WT
	(wire size)					(lb)
S0762-0003	1/8"	0.24"	0.23"	2.48"	0.23"	0.12
S0762-0004	5/32"	0.31"	0.31"	2.87"	0.31"	0.22
S0762-0005	3/16"	0.39"	0.39"	3.27"	0.39"	0.32
S0762-0007	1/4"	0.47"	0.47"	3.74"	0.47"	0.52
S0762-0009	5/16"	0.55"	0.55"	4.65"	0.55"	0.77
S0762-0010	3/8"	0.63"	0.63"	5.24"	0.63"	1.38
S0762-0013	1/2"	0.71"	0.74"	6.10"	0.74"	2.10

NOTE:
MECHANICAL SWAGE FITTING ALLOWS VERY FAST ATTACHMENT TO ANY TYPE OF CABLE (1X19, 7X19, OR 7X7) USING ONLY SIMPLE TOOLS. JAW AND EYE WILL FIT TOGETHER. WLL IS DETERMINED BY WLL OF WIRE USED.

QUICK ATTACH™ WOOD STUD



316 STAINLESS STEEL



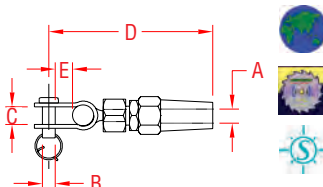
ITEM	A	B	C	D	WT
	(wire size)				(lb)
S0777-0703	1/8"	1/4"	1.46"	1.25"	0.11
S0777-0704	5/32"	1/4"	1.68"	1.25"	0.13
S0777-0905	3/16"	5/16"	2.02"	1.50"	0.24

NOTE:
MECHANICAL SWAGE FITTING ALLOWS VERY FAST AND SIMPLE ATTACHMENT OF CABLE (1X19, 7X19, OR 7X7) TO WOOD USING ONLY SIMPLE TOOLS. WLL IS DETERMINED BY THE TYPE OF WOOD USED IN THE APPLICATION.

QUICK ATTACH™ TOGGLE



316 STAINLESS STEEL



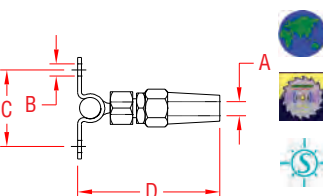
ITEM	A	B	C	D	E	WT
	(wire size)					(lb)
S0778-0703	1/8"	0.23"	0.35"	2.53"	0.45"	0.12
S0778-0704	5/32"	0.23"	0.35"	2.75"	0.45"	0.14
S0778-0904	5/32"	0.31"	0.45"	2.98"	0.60"	0.20
S0778-0905	3/16"	0.31"	0.45"	3.14"	0.60"	0.26
S0778-1007	1/4"	0.37"	0.56"	4.19"	0.75"	0.42
S0778-1309	5/16"	0.47"	0.70"	5.15"	0.72"	0.76

NOTE:
MECHANICAL SWAGE FITTING ALLOWS SELF-ALIGNING FOR A MORE FLEXIBLE CONNECTION SUCH AS BOAT LIFELINES OR ARCHITECTURAL APPLICATIONS. VERY FAST AND SIMPLE ATTACHMENT TO CABLE (1X19, 7X19, OR 7X7). WLL IS DETERMINED BY WLL OF WIRE USED.

QUICK ATTACH™ WALL TOGGLE



316 STAINLESS STEEL




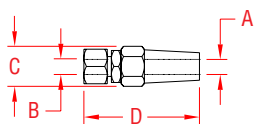
ITEM	A	B	C	D	WT
	(wire size)	(fastener)			(lb)
S0779-0703	1/8"	1/4"	1.58"	2.00"	0.10
S0779-0704	5/32"	1/4"	1.58"	2.25"	0.12
S0779-0905	3/16"	5/16"	1.75"	2.75"	0.22
S0779-1007	1/4"	3/8"	2.00"	3.50"	0.35

NOTE:
MECHANICAL SWAGE FITTING ALLOWS ATTACHMENT TO A FLAT SURFACE WITH ALIGNMENT THROUGH 160° +/- . VERY FAST AND SIMPLE ATTACHMENT TO CABLE (1X19, 7X19, OR 7X7). WLL IS DETERMINED BY WLL OF WIRE USED.
REFERENCE "FASTENER MATCHING CHART" (PAGE 156) FOR COMPATIBLE FASTENERS.

Key:

QUICK ATTACH™ RECEIVER

316 STAINLESS STEEL

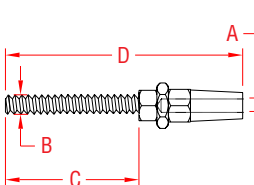


ITEM	A	B	C	D	WT
	(wire size)	(thread)			(lb)
S0770-0703	1/8"	1/4"	0.54"	1.46"	0.07
S0770-0704	5/32"	1/4"	0.63"	1.68"	0.12
S0770-0905	3/16"	5/16"	0.75"	2.02"	0.18
S0770-1007	1/4"	3/8"	0.84"	2.50"	0.28
S0770-1610	3/8"	5/8"	1.06"	3.62"	0.60
S0770-2013	1/2"	3/4"	1.25"	4.32"	0.96

NOTE:
MECHANICAL SWAGE FITTING ALLOWS VERY FAST AND SIMPLE ATTACHMENT USING A BOLT OR STUD THROUGH A PLATE. WLL IS DETERMINED BY WLL OF WIRE USED. FOR USE WITH BOLTS OR SIMILAR FASTENERS.

QUICK ATTACH™ STUD

316 STAINLESS STEEL



ITEM	A	B	C	D	WT
	(wire size)	(thread)			(lb)
UNF RIGHT HAND					
S0771-0703	1/8"	1/4"	1.85"	3.35"	0.11
S0771-0704	5/32"	1/4"	1.85"	3.62"	0.13
S0771-0904	5/32"	5/16"	2.25"	4.00"	0.15
S0771-0905	3/16"	5/16"	2.25"	4.37"	0.21
S0771-1005	3/16"	3/8"	2.48"	4.60"	0.23
S0771-1007	1/4"	3/8"	2.48"	5.04"	0.33
S0771-1307	1/4"	1/2"	3.15"	5.70"	0.39
S0771-1309	5/16"	1/2"	3.15"	6.38"	0.63
S0771-1609	5/16"	5/8"	3.94"	7.17"	0.75
S0771-1610	3/8"	5/8"	3.94"	7.40"	0.95
S0771-2013	1/2"	3/4"	4.82"	9.18"	1.64


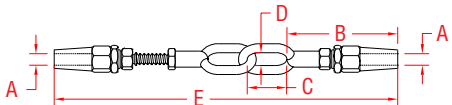
ITEM	A	B	C	D	WT
	(wire size)	(thread)			(lb)
UNF LEFT HAND					
S0772-0703	1/8"	1/4"	1.85"	3.35"	0.11
S0772-0704	5/32"	1/4"	1.85"	3.62"	0.13
S0772-0904	5/32"	5/16"	2.25"	4.00"	0.15
S0772-0905	3/16"	5/16"	2.25"	4.37"	0.21
S0772-1005	3/16"	3/8"	2.48"	4.60"	0.23
S0772-1007	1/4"	3/8"	2.48"	5.04"	0.33
S0772-1307	1/4"	1/2"	3.15"	5.70"	0.39
S0772-1309	5/16"	1/2"	3.15"	6.38"	0.63
S0772-1609	5/16"	5/8"	3.94"	7.17"	0.75
S0772-1610	3/8"	5/8"	3.94"	7.40"	0.95
S0772-2013	1/2"	3/4"	4.82"	9.18"	1.64

NOTE:
MECHANICAL SWAGE FITTING ALLOWS VERY FAST AND SIMPLE ATTACHMENT TO CABLE (1X19, 7X19, OR 7X7) USING ONLY SIMPLE TOOLS. WLL IS DETERMINED BY WLL OF WIRE USED.

ITEM	A	B	C	D	WT
	(wire size)	(thread)			(lb)
METRIC RIGHT HAND					
S0775-0603	3 mm	6 mm	47 mm	85 mm	0.11
S0775-0604	4 mm	6 mm	47 mm	92 mm	0.13
S0775-0804	4 mm	8 mm	57 mm	102 mm	0.15
S0775-0805	5 mm	8 mm	57 mm	111 mm	0.21
S0775-1005	5 mm	10 mm	63 mm	117 mm	0.23
S0775-1006	6 mm	10 mm	63 mm	128 mm	0.33
S0775-1206	6 mm	12 mm	80 mm	145 mm	0.39
S0775-1208	8 mm	12 mm	80 mm	162 mm	0.63
S0775-1608	8 mm	16 mm	100 mm	182 mm	0.75
S0775-1610	10 mm	16 mm	100 mm	188 mm	0.95
S0775-2012	12 mm	20 mm	120 mm	222 mm	1.45

QUICK ATTACH™ GATE EYES

316 STAINLESS STEEL

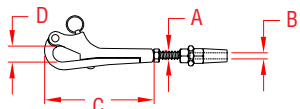


ITEM	A	B	C	D	E	WT
	(wire)				(overall length)	(lb)
GATE EYE						
S0776-1905	3/16"	4.07"	1.05"	0.59"	5.35"	0.25
DOUBLE GATE EYE						
S0776-2905	3/16"	2.92"	1.05"	0.59"	9.10"	0.45

NOTE:
RIG A LIFELINE IN MINUTES. SUNCOR LIFELINE SYSTEMS UTILIZE OUR QUICK ATTACH™ SWAGELESS FITTINGS. USE GATE EYES WHERE A GATE IS NEEDED. REFER TO PAGE 47 FOR MORE INFORMATION ON THIS PRODUCT AND SUNCOR'S LIFELINE KITS.

PELICAN HOOK W/ QUICK ATTACH™

316 STAINLESS STEEL

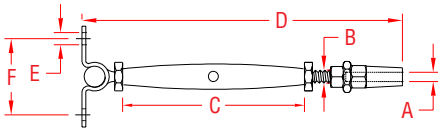


ITEM	A	B	C	D	WT
	(thread)	(wire)			(lb)
S0162-QA07	1/4"	1/8"	2.96"	0.50"	0.22
S0162-QA08	5/16"	3/16"	3.87"	0.64"	0.44
S0162-QA13	1/2"	1/4"	6.00"	1.00"	1.30

NOTE:
ALL THREADS ARE RIGHT HAND "UNF". S0771-SERIES QUICK ATTACH™ STUDS ARE USED FOR THIS ASSEMBLY. INFORMATION REGARDING THE S0771-SERIES CAN BE FOUND ABOVE.



QA™ STUD & WALL MOUNT 316 STAINLESS STEEL

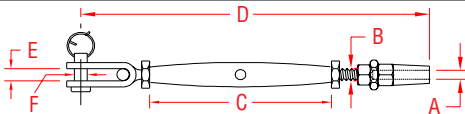


ITEM	A	B	C	D	E	F	WT
	(wire size) (thread)						(lb)
S0766-0703	1/8"	1/4"	4.20"	6.75"	0.25"	1.58"	0.25
S0766-0704	5/32"	1/4"	4.20"	6.75"	0.25"	1.58"	0.27
S0766-0905	3/16"	5/16"	4.40"	7.30"	0.31"	1.75"	0.50
S0766-1007	1/4"	3/8"	4.90"	8.00"	0.38"	2.00"	0.74

NOTE:
MECHANICAL SWAGE FITTING ALLOWS VERY FAST ATTACHMENT TO ANY TYPE OF CABLE (1X19, 7X19, OR 7X7) USING ONLY SIMPLE TOOLS. WLL IS DETERMINED BY WLL OF WIRE USED.

REFERENCE "FASTENER MATCHING CHART" (PAGE 156) FOR COMPATIBLE FASTENERS.

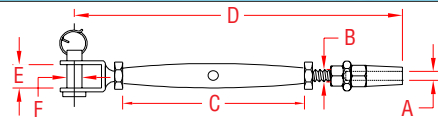
QA™ STUD & TOGGLE 316 STAINLESS STEEL



ITEM	A	B	C	D	E	F	WT
	(wire size) (thread)						(lb)
S0764-0703	1/8"	1/4"	4.20"	7.25"	0.35"	0.23"	0.25
S0764-0704	5/32"	1/4"	4.20"	7.50"	0.35"	0.23"	0.27
S0764-0904	5/32"	5/16"	4.40"	8.00"	0.40"	0.31"	0.44
S0764-0905	3/16"	5/16"	4.40"	8.31"	0.40"	0.31"	0.50
S0764-1005	3/16"	3/8"	4.90"	9.25"	0.56"	0.37"	0.64
S0764-1007	1/4"	3/8"	4.90"	9.75"	0.56"	0.37"	0.74
S0764-1307	1/4"	1/2"	5.98"	11.00"	0.63"	0.48"	1.30
S0764-1309	5/16"	1/2"	5.98"	12.25"	0.63"	0.48"	1.54
S0764-1609	5/16"	5/8"	7.66"	15.00"	0.80"	0.63"	2.75
S0764-1610	3/8"	5/8"	7.66"	15.75"	0.80"	0.63"	2.95

NOTE:
MECHANICAL SWAGE FITTING ALLOWS VERY FAST ATTACHMENT TO ANY TYPE OF CABLE (1X19, 7X19, OR 7X7) USING ONLY SIMPLE TOOLS. WLL IS DETERMINED BY WLL OF WIRE USED.

QUICK ATTACH™ STUD & JAW 316 STAINLESS STEEL



ITEM	A	B	C	D	E	F	WT
	(wire size) (thread)						(lb)
S0765-0703	1/8"	1/4"	4.20"	7.00"	0.36"	0.23"	0.24
S0765-0704	5/32"	1/4"	4.20"	7.25"	0.36"	0.23"	0.26
S0765-0904	5/32"	5/16"	4.40"	7.52"	0.38"	0.31"	0.36
S0765-0905	3/16"	5/16"	4.40"	7.84"	0.38"	0.31"	0.42
S0765-1005	3/16"	3/8"	4.90"	8.86"	0.49"	0.37"	0.60
S0765-1007	1/4"	3/8"	4.90"	9.25"	0.49"	0.37"	0.71
S0765-1307	1/4"	1/2"	5.98"	10.81"	0.62"	0.48"	1.16
S0765-1309	5/16"	1/2"	5.98"	11.42"	0.62"	0.48"	1.36
S0765-1610	3/8"	5/8"	7.66"	14.51"	0.77"	0.63"	2.50

NOTE:
MECHANICAL SWAGE FITTING ALLOWS VERY FAST ATTACHMENT TO ANY TYPE OF CABLE (1X19, 7X19, OR 7X7) USING ONLY SIMPLE TOOLS. WLL IS DETERMINED BY WLL OF WIRE USED.

QUICK ATTACH™ WEDGE KIT



ITEM	A	WT
	(wire size)	(lb)
P0760-W003-C	1/8"	0.03
P0760-W004-C	5/32"	0.03
P0760-W005-C	3/16"	0.04
P0760-W007-C	1/4"	0.05
P0760-W009-C	5/16"	0.08
P0760-W010-C	3/8"	0.11
P0760-W013-C	1/2"	0.13

NOTE:
NOW YOU CAN REUSE YOUR QUICK ATTACH™ TURNBUCKLES AND HARDWARE WITH THIS LOW COST REPLACEMENT WEDGE KIT. IT FEATURES A BRONZE WASHER, 3-PART WEDGE AND WEDGE BAND. FOR USE WITH ALL SUNCOR QUICK ATTACH™ FITTINGS.

Why Would You Want to Use Mechanical Fittings?

The advantage of "Quick Attach™" over conventional fittings is the arrangement of the wedges on the outside of the cable which makes assembly much easier and allows different types of wire to be used with the same fitting.

"Quick Attach™" fittings are ideal for repair of rigging without swaging and for many other industrial, or architectural uses where the exact length of the cable cannot be determined beforehand or where assembly needs to take place on-site. NOT FOR USE ON STANDING RIGGING ON BOATS.



QUICK ATTACH™ LIFELINE KITS


Do It Yourself! Rig a Lifeline in Minutes using Simple Hand Tools



Compact Carrying Case

QUICK ATTACH™

3 EASY INSTALLATION STEPS
COMPLETE INSTRUCTIONS IN EACH KIT



QUICK ATTACH™ LIFELINE KIT W/ GATE DESIGNED FOR USE WITH 3/16" WIRE ROPE




CLOSED BODY TURNBUCKLES 316 STAINLESS STEEL

- KIT INCLUDES:**
- 1 - QA Gate Eye
 - 1 - QA Joined Gate Eye
 - 2 - QA Closed Body Turnbuckles w/ Toggles
 - 1 - QA Pelican Hook

ITEM	SIZE	ADJUSTMENT	WT
		(QA turnbuckle)	(lb)
LIFELINE KIT W/ GATE			
C0747-LK01-X	3/16"	3.75"	3.08

NOTE: RIG A LIFELINE IN MINUTES, USING QUICK ATTACH™ TURNBUCKLES. MECHANICAL SWAGE FITTINGS OFFER SEAMLESS RESULTS, USING ONLY SIMPLE HAND TOOLS. THE QUICK ATTACH™ TURNBUCKLE WITH TOGGLE PROVIDES A SAFE AND SECURE ALTERNATIVE TO OPEN BODY FITTINGS AND ALLOWS FOR EASY TENSIONING.



QUICK ATTACH™ LIFELINE KIT W/O GATE DESIGNED FOR USE WITH 3/16" WIRE ROPE

CLOSED BODY TURNBUCKLE - 316 STAINLESS STEEL




- KIT INCLUDES:**
- 1 - QA Toggle
 - 1 - QA Closed Body Turnbuckle w/ Toggle

ITEM	SIZE	ADJUSTMENT	WT
		(QA turnbuckle)	(lb)
LIFELINE KIT W/O GATE			
C0747-LK03-X	3/16"	3.75"	1.66

NOTE: RIG A LIFELINE IN MINUTES, USING QUICK ATTACH™ TURNBUCKLES. MECHANICAL SWAGE FITTINGS OFFER SEAMLESS RESULTS, USING ONLY SIMPLE HAND TOOLS. THE QUICK ATTACH™ TURNBUCKLE WITH TOGGLE PROVIDES A SAFE AND SECURE ALTERNATIVE TO OPEN BODY FITTINGS AND ALLOWS FOR EASY TENSIONING.



STAINLESS WIRE ROPE SOLD SEPARATELY AND OFFERED IN A VARIETY OF LENGTHS



ITEM	WIRE (diameter)	PVC (diameter)	LENGTH	WLL (lb)	BL (lb)	WT (lb)
WHITE PVC COATED - 7x7 STRAND						
S0708-0508-30-C	3/16"	5/16"	30 FT.	620	3,100	2.70
S0708-0508-40-C	3/16"	5/16"	40 FT.	620	3,100	3.60
S0708-0508-50-C	3/16"	5/16"	50 FT.	620	3,100	4.50
UNCOATED - 1x19 STRAND						
S0701-0005-30-C	3/16"	N/A	30 FT.	840	4,200	2.40
S0701-0005-40-C	3/16"	N/A	40 FT.	840	4,200	3.20
S0701-0005-50-C	3/16"	N/A	50 FT.	840	4,200	4.00

NOTE: FOR USE WITH QUICK ATTACH™ LIFELINE KITS. WIRE ROPE IS AVAILABLE IN A 1X19 CONSTRUCTION OR PVC COATED 7X7 WIRE IN WHITE. 1X19 WIRE IS LEFT HAND LAY. 7X7 PVC COATED WIRE IS RIGHT HAND LAY.

LIMITED LIFETIME WARRANTY



TEL 508-732-9191 • FAX 508-732-9798 • ORDERS ONLY 800-394-2222
www.suncorstainless.com


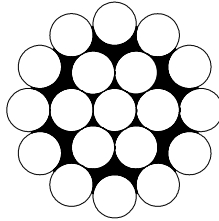

SUNCOR STAINLESS, INC

WIRE ROPE



WIRE ROPE 1 X 19

316 STAINLESS STEEL

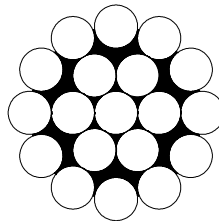



ITEM	SIZE	SPOOL	WLL	BL	WT
			(lb)	(minimum lb)	(lb)
S0701-0001	1/16"	CUTS	110	550	1.00*
S0701-0001-5	1/16"	5000 FT.	110	550	44.00
S0701-0002	3/32"	CUTS	200	1,000	2.00*
S0701-0002-5	3/32"	5000 FT.	200	1,000	105.00
S0701-0003	1/8"	CUTS	360	1,800	4.00*
S0701-0003-5	1/8"	5000 FT.	360	1,800	184.00
S0701-0004	5/32"	CUTS	580	2,900	6.00*
S0701-0004-5	5/32"	5000 FT.	580	2,900	289.00
S0701-0005	3/16"	CUTS	840	4,200	8.00*
S0701-0005-5	3/16"	5000 FT.	840	4,200	403.00
S0701-0006	7/32"	CUTS	1,080	5,400	10.00*
S0701-0006-1	7/32"	1000 FT.	1,080	5,400	111.00
S0701-0006-3	7/32"	2500 FT.	1,080	5,400	278.00
S0701-0007	1/4"	CUTS	1,420	7,100	14.00*
S0701-0007-3	1/4"	2500 FT.	1,420	7,100	360.00
S0701-0008	9/32"	CUTS	1,840	9,200	17.00*
S0701-0008-1	9/32"	1000 FT.	1,840	9,200	183.00
S0701-0008-3	9/32"	2500 FT.	1,840	9,200	458.00
S0701-0009	5/16"	CUTS	2,200	11,000	21.00*
S0701-0009-1	5/16"	1000 FT.	2,200	11,000	227.00
S0701-0009-3	5/16"	2500 FT.	2,200	11,000	567.00
S0701-0010	3/8"	CUTS	3,200	16,000	30.00*
S0701-0010-3	3/8"	2500 FT.	3,200	16,000	781.00
S0701-0013	1/2"	CUTS	3,800	19,000	44.00*

NOTE:
CAN BE SUPPLIED IN A SPOOL OF THE LENGTH SHOWN OR CAN BE CUT TO YOUR REQUEST (IN FEET). ALL 1X19 WIRE IS LEFT HAND LAY.
 * = WEIGHT PER 100' IN POUNDS, WITHOUT REEL.
 SPOOL WEIGHT INCLUDES REEL.

WIRE ROPE 1 X 19

304 STAINLESS STEEL

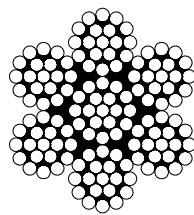



ITEM	SIZE	SPOOL	WLL	BL	WT
			(lb)	(minimum lb)	(lb)
S0702-0003	1/8"	CUTS	420	2,100	4.00*
S0702-0003-5	1/8"	5000 FT.	420	2,100	183.00
S0702-0004	5/32"	CUTS	640	3,200	6.00*
S0702-0004-1	5/32"	1000 FT.	640	3,200	58.00
S0702-0004-5	5/32"	5000 FT.	640	3,200	288.00
S0702-0005	3/16"	CUTS	940	4,700	8.00*
S0702-0005-1	3/16"	1000 FT.	940	4,700	81.00
S0702-0005-5	3/16"	5000 FT.	940	4,700	405.00
S0702-0007	1/4"	CUTS	1,700	8,500	14.00*
S0702-0007-1	1/4"	1000 FT.	1,700	8,500	143.00
S0702-0007-3	1/4"	2500 FT.	1,700	8,500	358.00

NOTE:
 * = WEIGHT PER 100' IN POUNDS, WITHOUT REEL.

WIRE ROPE 7 X 19

316 STAINLESS STEEL




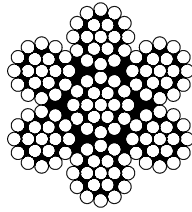
ITEM	SIZE	SPOOL	WLL	BL	WT
			(lb)	(minimum lb)	(lb)
S0703-0002	3/32"	CUTS	160	800	2.00*
S0703-0002-5	3/32"	5000 FT.	160	800	84.00
S0703-0003	1/8"	CUTS	320	1,600	3.00*
S0703-0003-5	1/8"	5000 FT.	320	1,600	152.00
S0703-0004	5/32"	CUTS	460	2,300	5.00*
S0703-0004-5	5/32"	5000 FT.	460	2,300	235.00
S0703-0005	3/16"	CUTS	680	3,400	7.00*
S0703-0005-5	3/16"	5000 FT.	680	3,400	340.00
S0703-0006	7/32"	CUTS	900	4,500	9.00*
S0703-0006-5	7/32"	5000 FT.	900	4,500	449.00
S0703-0007	1/4"	CUTS	1,160	5,800	11.00*
S0703-0007-5	1/4"	5000 FT.	1,160	5,800	574.00
S0703-0008	9/32"	CUTS	1,360	6,800	14.00*
S0703-0008-05	9/32"	500 FT.	1,360	6,800	73.00
S0703-0008-3	9/32"	2500 FT.	1,360	6,800	363.00
S0703-0009	5/16"	CUTS	1,580	7,900	17.00*
S0703-0009-3	5/16"	2500 FT.	1,580	7,900	453.00
S0703-0010	3/8"	CUTS	2,200	11,000	24.00*
S0703-0010-3	3/8"	2500 FT.	2,200	11,000	636.00
S0703-0013	1/2"	CUTS	3,800	19,000	44.00*
S0703-0013-1	1/2"	1000 FT.	3,800	19,000	464.00

NOTE:
CAN BE SUPPLIED IN A SPOOL OF THE LENGTH SHOWN OR CAN BE CUT TO YOUR REQUEST (IN FEET.)
 * = WEIGHT PER 100' IN POUNDS, WITHOUT REEL.
 SPOOL WEIGHT INCLUDES REEL.



WIRE ROPE 7 x 19

304 STAINLESS STEEL


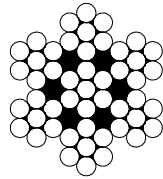



ITEM	SIZE	SPOOL	WLL	BL	WT
			(lb)	(minimum lb)	(lb)
S0704-0002	3/32"	CUTS	180	900	2.00*
S0704-0003	1/8"	CUTS	360	1,800	3.00*
S0704-0003-5	1/8"	5000 FT.	360	1,800	152.00
S0704-0004	5/32"	CUTS	520	2,600	5.00*
S0704-0004-5	5/32"	5000 FT.	520	2,600	235.00
S0704-0005	3/16"	CUTS	760	3,800	7.00*
S0704-0005-5	3/16"	5000 FT.	760	3,800	340.00
S0704-0006	7/32"	CUTS	1,000	5,000	9.00*
S0704-0007	1/4"	CUTS	1,300	6,500	11.00*
S0704-0007-5	1/4"	5000 FT.	1,300	6,500	574.00
S0704-0009	5/16"	CUTS	1,800	9,000	17.00*
S0704-0009-1	5/16"	1000 FT.	1,800	9,000	181.00
S0704-0009-5	5/16"	5000 FT.	1,800	9,000	906.00
S0704-0010	3/8"	CUTS	2,500	12,500	24.00*
S0704-0010-5	3/8"	5000 FT.	2,500	12,500	1,272.00

NOTE:
CAN BE SUPPLIED ON A SPOOL OR CUT TO YOUR REQUEST (IN FEET.)

WIRE ROPE 7 x 7

316 STAINLESS STEEL

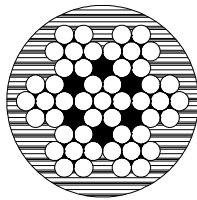

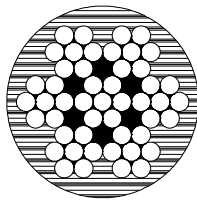



ITEM	SIZE	SPOOL	WLL	BL	WT
			(lb)	(minimum lb)	(lb)
S0705-0001	1/16"	CUTS	80	400	1.00*
S0705-0001-5	1/16"	5000 FT.	80	400	54.00
S0705-0002	3/32"	CUTS	140	700	2.00*
S0705-0002-5	3/32"	5000 FT.	140	700	82.00
S0705-0003	1/8"	CUTS	272	1,360	3.00*
S0705-0003-5	1/8"	5000 FT.	272	1,360	160.00
S0705-0004	5/32"	CUTS	440	2,200	4.00*
S0705-0004-5	5/32"	5000 FT.	440	2,200	235.00
S0705-0005	3/16"	CUTS	620	3,100	6.00*
S0705-0005-5	3/16"	5000 FT.	620	3,100	340.00
S0705-0007	1/4"	CUTS	1,040	5,200	11.00*
S0705-0007-5	1/4"	5000 FT.	1,040	5,200	560.00

NOTE:
CAN BE SUPPLIED ON A SPOOL OR CUT TO YOUR REQUEST (IN FEET.)

PVC COATED WIRE ROPE 7 X 7

316 STAINLESS STEEL



ITEM	SIZE	PVC	SPOOL	WLL	BL	WT
				(lb)	(minimum lb)	(lb)
WHITE						
S0708-0103	1/16"	1/8"	CUTS	80	400	1.00*
S0708-0103-1	1/16"	1/8"	1000 FT.	80	400	13.00
S0708-0205	3/32"	3/16"	CUTS	180	900	3.00*
S0708-0205-1	3/32"	3/16"	1000 FT.	180	900	29.00
S0708-0305	1/8"	3/16"	CUTS	300	1,500	4.00*
S0708-0305-1	1/8"	3/16"	1000 FT.	300	1,500	40.00
S0708-0307	1/8"	1/4"	CUTS	300	1,500	5.00*
S0708-0307-1	1/8"	1/4"	1000 FT.	300	1,500	54.00
S0708-0407	5/32"	1/4"	CUTS	440	2,200	7.00*
S0708-0407-1	5/32"	1/4"	1000 FT.	440	2,200	73.50
S0708-0508	3/16"	5/16"	CUTS	620	3,100	9.00*
S0708-0508-1	3/16"	5/16"	1000 FT.	620	3,100	100.00
S0708-0708	1/4"	5/16"	CUTS	1,040	5,200	12.00*
S0708-0708-1	1/4"	5/16"	1000 FT.	1,040	5,200	132.00
BLACK						
S0709-0103	1/16"	1/8"	CUTS	80	400	1.00*
S0709-0103-1	1/16"	1/8"	1000 FT.	80	400	13.00
S0709-0205	3/32"	3/16"	CUTS	180	900	3.00*
S0709-0205-1	3/32"	3/16"	1000 FT.	180	900	29.00
S0709-0305	1/8"	3/16"	CUTS	300	1,500	4.00*
S0709-0305-1	1/8"	3/16"	1000 FT.	300	1,500	40.00
S0709-0307	1/8"	1/4"	CUTS	300	1,500	5.00*
S0709-0307-1	1/8"	1/4"	1000 FT.	300	1,500	54.00
S0709-0407	5/32"	1/4"	CUTS	440	2,200	7.00*
S0709-0407-1	5/32"	1/4"	1000 FT.	440	2,200	73.50
S0709-0508	3/16"	5/16"	CUTS	620	3,100	9.00*
S0709-0508-1	3/16"	5/16"	1000 FT.	620	3,100	100.00
S0709-0708	1/4"	5/16"	CUTS	1,040	5,200	12.00*
S0709-0708-1	1/4"	5/16"	1000 FT.	1,040	5,200	132.00

NOTE: WIRE IS RIGHT HAND LAY IWRC PVC COATED WHITE OR BLACK. OIL FREE AND POLISHED. MOUNTED ON WOODEN OR PLASTIC REELS. * = WEIGHT PER 100' IN POUNDS, WITHOUT REEL. SPOOL WEIGHT INCLUDES REEL.



ORDERS ONLY: 800-394-2222
(USA+CANADA)

Key:



All logos, icons, images, measurements and descriptions are the sole property of Suncor Stainless, Inc.
© 2016 Suncor Stainless, Inc.

SUNCOR STAINLESS, INC.

TOOLS



 **SUNCOR[®]**
Stainless

www.suncorstainless.com

51


HAND SWAGER



ITEM	SIZE (length)	SWAGES	WT (lb)
E0113-0350	14"	1/16" - 1/8"	2.55
E0113-0600	24"	1/16" - 3/16"	6.35
E0113-0700	30"	5/32" - 1/4" - 5/16"	9.80

NOTE:
FOR USE ON ALUMINUM, COPPER,
AND ZINC PLATED COPPER OVAL
AND STOP SLEEVES ONLY. SWAGERS
HAVE WIRE CUTTER BUILT-IN.

FOR COMPATIBLE PRODUCTS, SEE PAGE 36-37.



BENCH SWAGER




ITEM	SIZE (length)	SWAGES	WT (lb)
E0115-0600	24"	1/16" - 3/16"	13.10

NOTE:
SWAGER HAS WIRE CUTTER BUILT IN.
FOR USE ON ALUMINUM, COPPER,
AND ZINC PLATED COPPER OVAL AND
STOP SLEEVES ONLY.



"MINI" HAND SWAGER

*FOR USE WITH HAND SWAGE SERIES



ITEM	SIZE (length)	SWAGES	WT (lb)
E0113-H001	12"	1/8" and 3/16"	1.76

NOTE:
MAKE HAND SWAGING QUICK AND EASY USING SUNCOR'S
"MINI" HAND SWAGER.

THE "MINI" HAND SWAGER CRIMPS THE HAND SWAGE STUDS ONTO THE
WIRE ROPE. USE HOLE #1 ON 1/8" WIRE AND HOLE #2 ON 3/16" WIRE.

HAND SWAGER

*FOR USE WITH HAND SWAGE SERIES



ITEM	SIZE (length)	SWAGES	WT (lb)
E0113-H600	24"	1/8" and 3/16"	6.35

NOTE:
MAKE HAND SWAGING QUICK AND EASY USING SUNCOR'S HAND SWAGER.


HAND SWAGER CRIMPS THE HAND SWAGE STUDS ONTO THE WIRE ROPE.
USE HOLE #1 ON 1/8" WIRE AND HOLE #2 ON 3/16" WIRE.

FOR COMPATIBLE PRODUCTS, SEE PAGE 38-41.

BOLT AND CHAIN CUTTER

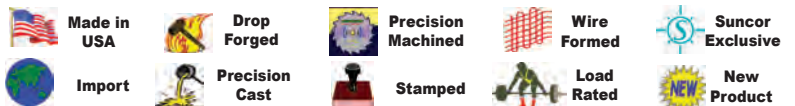


ITEM	SIZE (length)	CUTS TO	WT (lb)
E0112-BC03	12"	3/16"	1.76
E0112-BC04	18"	1/4"	3.52
E0112-BC06	24"	3/8"	5.94
E0112-BC07	30"	1/2"	9.02
E0112-BC09	36"	5/8"	13.86




ORDERS ONLY: 800-394-2222
(USA+CANADA)

Key:



All logos, icons, images, measurements and descriptions are the sole property of Suncor Stainless, Inc.
© 2016 Suncor Stainless, Inc.

WIRE ROPE CUTTER



ITEM	SIZE (length)	CUTS TO	WT (lb)
E0111-WR06	14"	3/16"	2.10
E0111-WR10	24"	1/4"	5.25
E0111-WR16	36"	3/8"	12.50
E0111-WR20	42"	5/8"	19.00




RAILEASY™ CABLE CUTTER



ITEM	WT (lb)
HEAVY-DUTY C0989-00HD	0.75

NOTE:
HARDENED HEAT TREATED BLADES CUT 5/32" CABLE CLEANLY AND QUICKLY.




RIVET NUT INSTALLATION TOOL


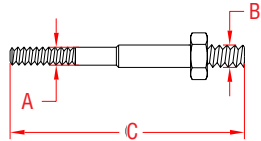


ITEM	LENGTH	A	WT (lb)
S0380-0000	21"	5/16"	4.10

NOTE: TO BE USED WITH THE RIVET NUTS IN THE THREADED SECTION, PAGE 92. BOTH "UNC" AND "UNF" AVAILABLE. TOOL INCLUDES ONE MANDREL OF YOUR CHOICE. SEE BLOCK BELOW FOR SPECIFICATIONS. ACTUAL PRODUCT MAY DIFFER FROM PICTURE.




MANDRELS



ITEM	A	B	C	WT (lb)
UNC Right Hand S0380-U007	1/4"	5/16"	3.25"	0.05
S0380-U008	5/16"	5/16"	3.25"	0.05
Left Hand S0380-UL07	1/4"	5/16"	3.25"	0.05
UNF Right Hand S0380-F007	1/4"	5/16"	3.25"	0.05
Left Hand S0380-FL07	1/4"	5/16"	3.25"	0.05

NOTE: TO BE USED WITH THE RIVET NUT INSTALLATION TOOL ABOVE. ACTUAL PRODUCT MAY DIFFER FROM PICTURE.



SCREWDRIVER BITS - PHILLIPS



ITEM	SIZE	LENGTH	QTY	WT (lb)
410 STAINLESS STEEL				
E0101-PH02-C-2	#2	1" (25mm)	2	0.04
E0101-PHL2-C-2	#2	2" (50mm)	2	0.06
E0101-PH03-C-2	#3	1" (25mm)	2	0.04
E0101-PHL3-C-2	#3	2" (50mm)	2	0.07

NOTE:
USING STAINLESS DRIVER BITS PREVENTS CONTAMINATION OF STAINLESS SCREW HEADS. USING TYPICAL STEEL BITS CAN CAUSE STAINLESS FASTENERS TO STAIN, IF STRIPPING OCCURS DURING INSTALLATION. PART NUMBERS SHOWN ARE FOR 2 PACKS. HOWEVER, BULK ORDERS ARE AVAILABLE UPON REQUEST.

30 DAY WARRANTY

PASSIVATING FLUID



ITEM	SIZE	WT
	(fl.oz.)	(lb)
E0100-0000	22	1.60

NOTE:
READY TO USE PASSIVATING/ CLEANER. FLUID CONSISTS OF CITRIC ACID. THERE ARE NO HAZARDOUS INGREDIENTS. USE PASSIVATING SPRAY ON STAINLESS HARDWARE BEFORE EXPOSURE TO THE ELEMENTS. SPRAY BRINGS THE NICKEL CONTENT IN STAINLESS TO THE SURFACE PREVENTING DISCOLORATION OR SURFACE RUST.

HARMFUL IF SWALLOWED. MAY CAUSE EYE BURNS OR SKIN IRRITATION. AVOID INHALATION, MAY CAUSE IRRITATION TO NOSE AND THROAT. EYE PROTECTION AND FACE MASK RECOMMENDED.

METAL POLISH



ITEM	SIZE	WT
		(lb)
PRISM POLISH - GEL		
E0100-P001	7 oz.	0.51
E0100-P002	16 oz.	1.14
E0100-P003	1 gal.	10.26
PRISM POLISH - LIQUID		
E0100-P004	8 fl. oz.	0.66

NOTE:
PRISM POLISH IS FORMULATED TO CLEAN, POLISH AND PROTECT ALL METALS IN ONE APPLICATION. IT CONTAINS NO HARSH ACIDS, CAUSTICS OR ABRASIVES. PRISM POLISH IS NON-TOXIC AND NON-FLAMMABLE. APPLY A SMALL AMOUNT USING A SOFT CLOTH. THERE IS NO NEED TO LET IT DRY. SIMPLY BUFF OFF WITH A CLEAN SOFT CLOTH UNTIL ALL RESIDUE IS GONE.

CLEAR SURFACE PROTECTANT



ITEM	SIZE	WT
		(lb)
NYALIC® CLEAR SURFACE PROTECTANT		
S0921-0001	12 oz.	1.05
S0921-0002	1 quart	2.32
NYALIC® CLEARCOAT TOUCH-UP KIT		
E0100-N001		2.14

Kit includes: (2) Nyalic 4-ounce aerosols, (1) Simple Prep™ 4-ounce bottle (degreaser), (1) Right Rinse™ 4-ounce bottle (cleanser), (1) Tuff Prep™ 4-ounce bottle (micro-abrasive gel), (1) Scrub pad, (1) Pair of Nitrile Gloves and (1) White towel.

NOTE:
NYALIC® IS A CRYSTAL CLEAR POLYMERIC RESIN THAT PROVIDES LONG TERM PROTECTION OF STAINLESS STEEL. USE TOUCH-UP KIT TO REPAIR SCRATCHES.

MICROFIBER POLISHING CLOTH



ITEM	SIZE	WT
	(inches)	(lb)
E0100-F007	16" x 16"	0.15

NOTE:
MICROFIBER POLISHING CLOTH EFFORTLESSLY CLEANS AND POLISHES ALL METALS, FIBERGLASS AND PLASTICS. WASHABLE AND REUSABLE UP TO 500 TIMES. MICROFIBER TECHNOLOGY POLISHES AND BUFFS FASTER AND EASIER THAN CLOTH. REMOVES FINGER-PRINTS AND OILS IN ONE WIPE. USE WET OR DRY. STREAK-FREE PERFORMANCE. WORKS ELECTROSTATICALLY.



ORDERS ONLY: 800-394-2222 (USA+CANADA)

Key:



Made in USA



Drop Forged



Precision Machined



Wire Formed



Suncor Exclusive



Import



Precision Cast



Stamped




Load Rated



New Product

SUNCOR STAINLESS, INC.

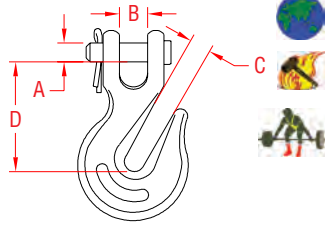
HOOKS & CLIPS



www.suncorstainless.com

CLEVIS GRAB HOOK

316 STAINLESS STEEL

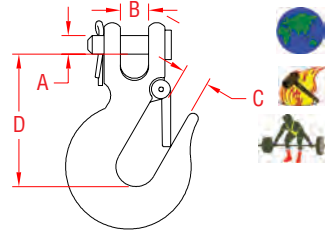


ITEM	SIZE	A	B	C	D	WLL	WT
(nominal size)						(lb)	(lb)
S0451-0007	1/4"	0.37"	0.41"	0.34"	1.83"	1,500	0.40
S0451-0008	5/16"	0.36"	0.36"	0.40"	2.08"	2,000	0.60
S0451-0010	3/8"	0.47"	0.43"	0.48"	2.55"	2,500	1.05
S0451-0013	1/2"	0.54"	0.50"	0.60"	2.85"	3,600	1.84

NOTE:
MEETS ASME B30.10-2010. WORKING LOADS ARE BASED ON GRADUAL PULL, NOT SHOCK LOADS. INCLUDES REMOVABLE CLEVIS PIN. FOR CHAIN SLING ASSEMBLIES, SEE PAGE 14.

CLEVIS SLIP HOOK

316 STAINLESS STEEL

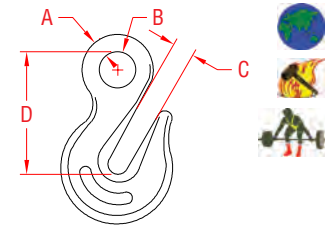


ITEM	SIZE	A	B	C	D	WLL	WT
(nominal size)						(lb)	(lb)
S0452-0007	1/4"	0.37"	0.41"	0.58"	2.59"	1,000	0.57
S0452-0008	5/16"	0.36"	0.42"	0.83"	2.71"	1,500	0.82
S0452-0010	3/8"	0.47"	0.56"	0.95"	3.23"	2,000	1.14
S0452-0013	1/2"	0.54"	0.64"	1.05"	3.58"	3,000	2.13

NOTE:
MEETS ASME B30.10-2010. WORKING LOADS ARE BASED ON GRADUAL PULL, NOT SHOCK LOADS. INCLUDES REMOVABLE LATCH & CLEVIS PIN. FOR CHAIN SLING ASSEMBLIES, SEE PAGE 14. LARGER WLL HOOK DESIGNS ARE IN PROCESS. PLEASE CALL FOR AVAILABILITY.

EYE GRAB HOOK

316 STAINLESS STEEL

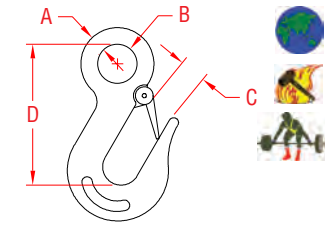


ITEM	A	B	C	D	WLL	WT	
(nominal size)						(lb)	(lb)
S0453-0007	1/4"	0.50"	0.35"	2.00"	1,500	0.35	
S0453-0008	5/16"	0.56"	0.43"	2.25"	2,000	0.56	
S0453-0010	3/8"	0.65"	0.50"	2.50"	2,500	0.89	
S0453-0013	1/2"	0.88"	0.66"	3.35"	3,600	1.51	

NOTE:
MEETS ASME B30.10-2010. WORKING LOADS ARE BASED ON GRADUAL PULL, NOT SHOCK LOADS. FOR CHAIN SLING ASSEMBLIES, SEE PAGE 14.

EYE SLIP HOOK

316 STAINLESS STEEL



ITEM	A	B	C	D	WLL	WT	
(nominal size)						(lb)	(lb)
S0454-0007	1/4"	0.53"	0.68"	2.54"	1,000	0.30	
S0454-0008	5/16"	0.65"	0.75"	3.00"	1,500	0.54	
S0454-0010	3/8"	0.71"	0.80"	3.28"	2,000	1.04	
S0454-0013	1/2"	0.94"	1.02"	4.17"	3,000	1.87	

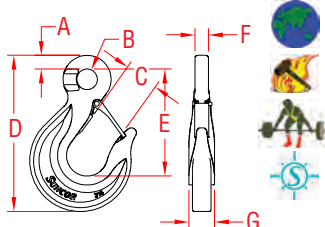
LATCH KIT (REPLACEMENT LATCH, SPRING AND PIN)

Z0454-L007	1/4"					0.01
Z0454-L008	5/16"					0.01
Z0454-L010	3/8"					0.02
Z0454-L013	1/2"					0.04

NOTE:
MEETS ASME B30.10-2010. WORKING LOADS ARE BASED ON GRADUAL PULL, NOT SHOCK LOADS. FOR CHAIN SLING ASSEMBLIES, SEE PAGE 14.

EYE SLIP HOOK - LARGE

316 STAINLESS STEEL



ITEM	A	B	C	D	E	F	G	WLL	WT
(nominal size)								(lb)	(lb)
S0454-0016	5/8"	1.25"	1.99"	9.51"	6.52"	0.82"	1.56"	8,000	7.10
S0454-0020	3/4"	1.50"	2.50"	11.41"	7.82"	0.98"	1.88"	12,000	12.10
S0454-0025	1"	2.00"	3.21"	15.21"	10.42"	1.31"	2.50"	20,000	29.20

LATCH KIT (REPLACEMENT LATCH, SPRING AND PIN)

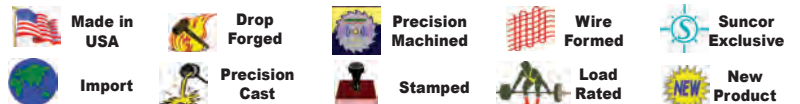
Z0454-L016	5/8"								0.06
Z0454-L020	3/4"								0.10
Z0454-L025	1"								0.16

NOTE:
MEETS ASME B30.10-2010. WORKING LOADS ARE BASED ON GRADUAL PULL, NOT SHOCK LOADS. "I" BEAM DESIGN INCREASES LOAD BEARING SURFACE. FOR CHAIN SLING ASSEMBLIES, SEE PAGE 14.



ORDERS ONLY: 800-394-2222
(USA+CANADA)

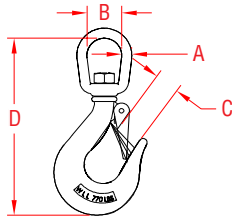
Key:



All logos, icons, images, measurements and descriptions are the sole property of Suncor Stainless, Inc.
© 2016 Suncor Stainless, Inc.

SWIVEL EYE HOOK

316 STAINLESS STEEL

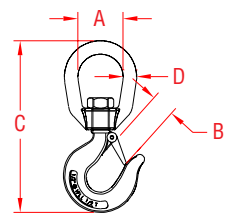


ITEM	SIZE	A	B	C	D	WLL	WT
(nominal size)						(lb)	(lb)
S0455-0100	4"	1/4"	0.86"	0.69"	4.64"	770	0.40
S0455-0120	5"	5/16"	1.09"	0.75"	5.50"	1,430	0.70
S0455-0150	6"	3/8"	1.10"	0.75"	6.29"	2,200	1.15
S0455-0200	8"	1/2"	1.41"	1.15"	7.78"	3,300	2.30
LATCH KIT (REPLACEMENT LATCH, SPRING AND PIN)							
Z0455-L100	4"						0.01
Z0455-L120	5"						0.02
Z0455-L150	6"						0.02
Z0455-L200	8"						0.03

NOTE:
LIGHT DUTY SWIVEL HOOK. HEAVY DUTY IS S0457 SERIES BELOW.
WORKING LOADS ARE BASED ON GRADUAL PULL, NOT SHOCK LOADS.
INCLUDES REMOVABLE LATCH. STAMPED WITH SIZE AND WORKING LOAD.

SWIVEL EYE HOOK

316-NM STAINLESS STEEL

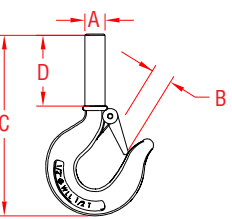


ITEM	A	B	C	D	WLL	WT	
(nominal size)						(lb)	(lb)
S0457-0140	1.24"	0.84"	5.58"	0.40"	1,000	0.88	
S0457-0170	1.47"	0.88"	6.52"	0.53"	1,500	1.44	
S0457-0180	1.70"	0.94"	7.65"	0.65"	2,000	2.28	
S0457-0210	1.69"	1.07"	8.12"	0.64"	2,500	2.60	

NOTE:
MEETS ASME B30.10-2010. HEAVY DUTY SWIVEL HOOK WITH DROP FORGED COMPONENTS. LOAD RATED. INCLUDES REMOVABLE SAFETY LATCH.

SHANK HOOK

316-NM STAINLESS STEEL

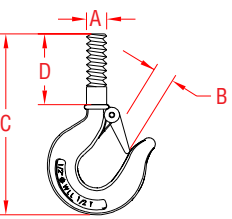


ITEM	A	B	C	D	WLL	WT	
(nominal size)						(lb)	(lb)
S0456-0100	1/2"	0.84"	5.06"	2.00"	1,000	0.66	
S0456-0120	5/8"	0.88"	5.53"	2.25"	1,500	0.90	
S0456-0150	3/4"	0.94"	6.25"	2.50"	2,000	1.34	
S0456-0200	7/8"	1.07"	6.90"	2.75"	2,500	1.86	

NOTE:
MEETS ASME B30.10-2010. LOAD RATED. HEAVY DUTY SHANK HOOK.
INCLUDES REMOVABLE SAFETY LATCH. CUSTOM THREADS AVAILABLE IN UNF, UNC AND METRIC.

THREADED SHANK HOOK

316-NM STAINLESS STEEL

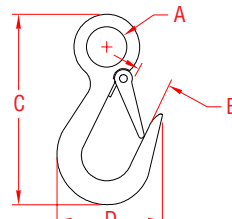


ITEM	A	B	C	D	WLL	WT	
(thread size)						(lb)	(lb)
S0458-0100	1/2" - 13	0.84"	5.06"	2.00"	1,000	0.66	
S0458-0120	5/8" - 11	0.88"	5.53"	2.25"	1,500	0.90	
S0458-0150	3/4" - 10	0.94"	6.25"	2.50"	2,000	1.34	
S0458-0200	7/8" - 9	1.07"	6.90"	2.75"	2,500	1.86	

NOTE:
MEETS ASME B30.10-2010. LOAD RATED. HEAVY DUTY SHANK HOOK.
INCLUDES REMOVABLE SAFETY LATCH. STANDARD UNC THREADS.

EYE HOOK

316 STAINLESS STEEL




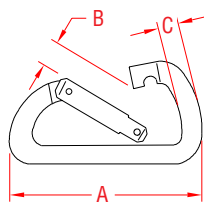
ITEM	A	B	C	D	WLL	WT	
(nominal size)						(lb)	(lb)
S0194-0001	3/4"	0.66"	3.90"	1.88"	300	0.27	
S0194-0002	1-1/8"	0.77"	4.62"	2.10"	350	0.39	

NOTE:
WORKING LOADS ARE BASED ON GRADUAL PULL, NOT SHOCK LOADS. INCLUDES REMOVABLE SAFETY LATCH.



ASYMMETRICAL CLIP

316 STAINLESS STEEL




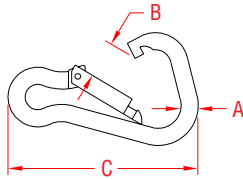
ITEM	A	B	C	WLL	WT
	(size)			(lb)	(lb)
SPRING CLIP					
S0140-0080	3"	0.60"	0.31"	700	0.16
S0140-0100	4"	0.75"	0.40"	1,350	0.31
WIRE LEVER CLIP					
S0141-0080	3"	0.62"	0.31"	700	0.15
S0141-0100	4"	0.75"	0.40"	1,350	0.29

NOTE: EACH CLIP IS PROOF TESTED AND STAMPED WITH THE BREAK LOAD.
S0140-SERIES MARKED IN KILONEWTONS
 CONVERSION: KN X 224.8 = LB.
S0141-SERIES MARKED IN KILOGRAMS
 CONVERSION: KG X 2.2 = LB.



WIDE ASYMMETRICAL CLIP

316 STAINLESS STEEL

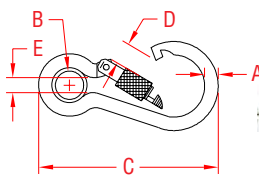


ITEM	A	B	C	WLL	WT
	(size)			(lb)	(lb)
S0195-0100	3/8"	0.60"	4.00"	400	0.30
S0195-0120	7/16"	0.74"	4.75"	540	0.43

NOTE: ALSO AVAILABLE WITH EYE ON SPECIAL ORDER.
BULK ORDERS OF OTHER SIZES MAY BE PLACED ON SPECIAL ORDER.

SCREW/KEY LOCK SPRING CLIP

316 STAINLESS STEEL WITH EYE

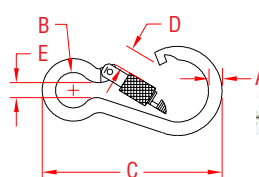


ITEM	A	B	C	D	E	WLL	WT
	(size)	(ID)				(lb)	(lb)
SCREW LOCK SPRING CLIP							
S0181-0060	1/4"	0.25"	2.38"	0.31"	0.23"	250	0.07
S0181-0080	5/16"	0.40"	3.13"	0.27"	0.37"	400	0.16
S0181-0100	3/8"	0.48"	4.00"	0.45"	0.46"	600	0.3
S0181-0120	7/16"	0.61"	4.63"	0.59"	0.55"	800	0.44
S0181-0140	15/32"	0.83"	5.55"	0.83"	0.63"	1,000	0.61
KEY LOCK SPRING CLIP							
S0181-K100	3/8"	0.44"	4.00"	0.51"	0.42"	800	0.32
S0181-K120	7/16"	0.59"	5.00"	0.61"	0.57"	1,000	0.46



SCREW LOCK SPRING CLIP

316 STAINLESS STEEL


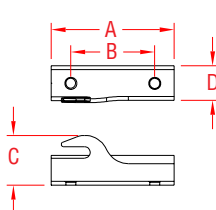



ITEM	A	B	C	D	E	WLL	WT
	(size)	(ID)				(lb)	(lb)
S0181-X060	1/4"	0.25"	2.38"	0.31"	0.23"	250	0.07
S0181-X080	5/16"	0.40"	3.13"	0.27"	0.37"	400	0.16
S0181-X100	3/8"	0.48"	4.00"	0.45"	0.46"	600	0.3
S0181-X120	7/16"	0.61"	4.63"	0.59"	0.55"	800	0.44
S0181-X140	15/32"	0.83"	5.55"	0.83"	0.63"	1,000	0.61

NOTE: SCREW LOCK NUT PREVENTS ACCIDENTAL OPENING. COMMERCIAL GRADE.

MOORING HOOK OR KIT

316 STAINLESS STEEL



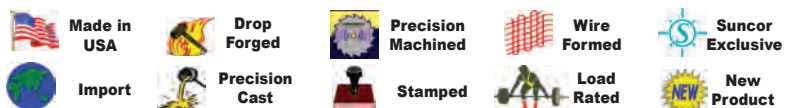
ITEM	A	B	C	D	WT
					(lb)
HOLDER					
S0182-0000	2.56"	1.76"	1.09"	0.69"	0.16
KIT - MOORING HOOK W/ HOLDER					
S0182-K100-C	4"	S0184-0100 CLIP WITH HOLDER ON A DISPLAY CARD			0.46
S0182-K120-C	5"	S0172-S120 CLIP WITH HOLDER ON A DISPLAY CARD			0.68

NOTE: THIS HOLDER WILL ALLOW THE SPRING CLIP TO STAY OPEN IN ORDER TO ATTACH LINE TO MOORING.
SPECIFICATIONS FOR EACH CLIP (S0184-0100 & S0172-S120) IN EACH KIT, ARE LISTED ON PAGE 60.



ORDERS ONLY: 800-394-2222 (USA+CANADA)

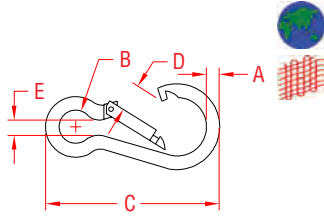
Key:



All logos, icons, images, measurements and descriptions are the sole property of Suncor Stainless, Inc. © 2016 Suncor Stainless, Inc.

SPRING CLIP

316 STAINLESS STEEL

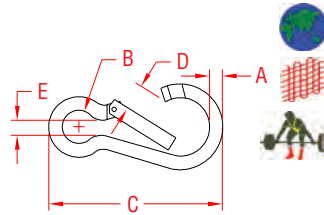


ITEM	A	B	C	D	E	WLL	WT
	(size)	(ID)				(lb)	(lb)
S0120-0050	3/16"	0.32"	2.00"	0.25"	0.24"	120	0.04
S0120-0060	1/4"	0.36"	2.38"	0.27"	0.27"	170	0.06
S0120-0070	9/32"	0.45"	2.75"	0.34"	0.37"	200	0.10
S0120-0080	5/16"	0.48"	3.13"	0.38"	0.37"	280	0.15
S0120-0100	3/8"	0.63"	3.88"	0.54"	0.47"	400	0.28
S0120-0120	7/16"	0.75"	4.63"	0.65"	0.55"	540	0.41
S0120-0140	15/32"	0.87"	5.50"	0.80"	0.60"	740	0.58
S0120-0160	1/2"	0.90"	6.25"	0.95"	0.61"	900	0.79

NOTE:
EACH CLIP IS STAMPED WITH "316" AND WLL (LB).
COMMERCIAL GRADE.

SPRING CLIP (KEY LOCK)

316 STAINLESS STEEL

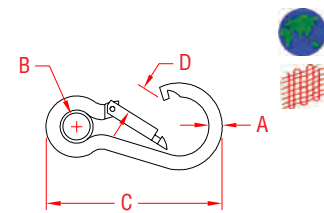


ITEM	A	B	C	D	E	WLL	WT
	(size)	(ID)				(lb)	(lb)
S0120-K050	3/16"	0.31"	2.00"	0.29"	0.20"	200	0.04
S0120-K060	1/4"	0.35"	2.38"	0.37"	0.21"	250	0.07
S0120-K070	9/32"	0.46"	2.88"	0.40"	0.33"	300	0.10
S0120-K080	5/16"	0.44"	3.25"	0.43"	0.33"	400	0.16
S0120-K100	3/8"	0.55"	4.00"	0.60"	0.40"	600	0.30
S0120-K120	7/16"	0.69"	4.75"	0.70"	0.57"	800	0.43
S0120-K160	1/2"	0.87"	6.38"	1.18"	0.75"	1,000	0.78

NOTE:
KEY LOCK MECHANISM. EACH CLIP IS PROOF TESTED AND STAMPED WITH THE BREAK LOAD. CLIPS S0120-K050 - S0120-K070 ARE MARKED IN KILOGRAMS (CONVERSION: KGX2.2=LB), WHILE S0120-K080 - S0120-K160 ARE MARKED IN KILONEWTONS (CONVERSION: KN X 224.8 = LB). BREAK LOAD IS APPROXIMATELY 3 TIMES THE WORK LOAD LIMIT.

SPRING CLIP WITH EYE

316 STAINLESS STEEL

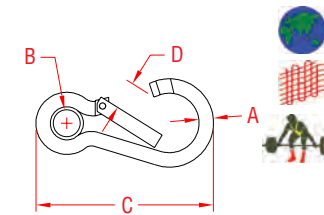


ITEM	A	B	C	D	WLL	WT
	(size)	(ID)			(lb)	(lb)
S0121-0050	3/16"	0.25"	2.00"	0.25"	120	0.04
S0121-0060	1/4"	0.30"	2.38"	0.27"	150	0.06
S0121-0070	9/32"	0.32"	2.75"	0.34"	200	0.10
S0121-0080	5/16"	0.40"	3.13"	0.38"	280	0.15
S0121-0100	3/8"	0.50"	3.88"	0.54"	400	0.28
S0121-0120	7/16"	0.60"	4.71"	0.65"	500	0.41
S0121-0140	15/32"	0.80"	5.50"	0.80"	750	0.58
S0121-0160	1/2"	0.87"	6.25"	0.95"	900	0.79

NOTE:
EACH CLIP IS STAMPED WITH "316" AND WLL (LB).
COMMERCIAL GRADE.

SPRING CLIP with EYE (KEY LOCK)

316 STAINLESS STEEL

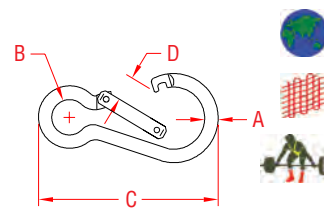


ITEM	A	B	C	D	WLL	WT
	(size)	(ID)			(lb)	(lb)
S0121-K050	3/16"	0.24"	2.00"	0.29"	200	0.04
S0121-K060	1/4"	0.27"	2.38"	0.37"	250	0.07
S0121-K070	9/32"	0.35"	2.88"	0.40"	300	0.10
S0121-K080	5/16"	0.39"	3.25"	0.43"	400	0.16
S0121-K100	3/8"	0.45"	4.00"	0.66"	600	0.30
S0121-K120	7/16"	0.59"	4.75"	0.70"	800	0.43
S0121-K160	1/2"	0.87"	6.38"	1.18"	1,000	0.78

NOTE:
KEY LOCK MECHANISM. EACH CLIP IS PROOF TESTED AND STAMPED WITH THE BREAK LOAD. CLIPS S0121-K050 - S0121-K070 ARE MARKED IN KILOGRAMS (CONVERSION: KGX2.2=LB), WHILE S0121-K080 - S0121-K160 ARE MARKED IN KILONEWTONS (CONVERSION: KN X 224.8 = LB). BREAK LOAD IS APPROXIMATELY 3 TIMES THE WORK LOAD LIMIT.

SPRING CLIP (SPECIAL GATE)

316 STAINLESS STEEL



ITEM	A	B	C	D	WLL	WT
	(size)	(ID)			(lb)	(lb)
WITHOUT EYELET:						
S0142-0080	5/16"	0.45"	3.25"	0.54"	500	0.16
S0142-0100	3/8"	0.56"	4.00"	0.62"	700	0.30
S0142-0120	7/16"	0.70"	4.75"	0.85"	1,000	0.43
WITH EYELET:						
S0143-0080	5/16"	0.39"	3.25"	0.54"	500	0.16
S0143-0100	3/8"	0.45"	4.00"	0.62"	700	0.30
S0143-0120	7/16"	0.58"	4.75"	0.85"	1,000	0.43

NOTE:
EACH CLIP IS PROOF TESTED AND STAMPED WITH THE BREAK LOAD IN KILOGRAMS.
CONVERSION: KG X 2.2 = LB.

LIMITED LIFETIME WARRANTY

SUNCOR STAINLESS

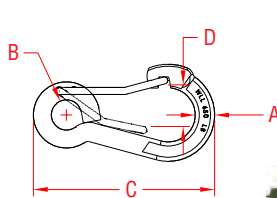
TEL 508-732-9191 • FAX 508-732-9798 • ORDERS ONLY 800-394-2222

www.suncorstainless.com

HOOKS & CLIPS

HARNESS CLIP (WIRE LEVER)

316 STAINLESS STEEL



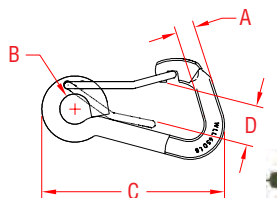
ITEM	A	B	C	D	WLL	WT
	(size)	(ID)			(lb)	(lb)
S0184-0060	1/4"	0.32"	2.38"	0.38"	260	0.06
S0184-0080	5/16"	0.52"	3.25"	0.56"	650	0.15
S0184-0100	3/8"	0.66"	4.00"	0.58"	1,000	0.30
S0184-0120	1/2"	0.86"	5.00"	0.81"	1,500	0.62

NOTE:
FORGED END. STAMPED WITH WORKING LOAD (LB). BREAKING LOAD IS 5 TIMES THE WORK LOAD SHOWN.
FEATURES LONG LASTING TORSION SPRING GATE.




HARNESS CLIP (WIRE LEVER)

316 STAINLESS STEEL



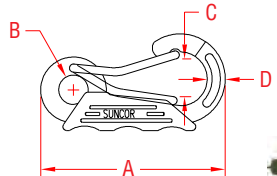
ITEM	A	B	C	D	WLL	WT
	(size)	(ID)			(lb)	(lb)
S0172-0060	1/4"	0.31"	2.38"	0.43"	260	0.07
S0172-0080	5/16"	0.52"	3.25"	0.62"	750	0.16
S0172-0100	3/8"	0.67"	4.00"	0.69"	1,200	0.30
S0172-0120	1/2"	0.85"	5.00"	0.90"	2,000	0.52

STRAIGHT BACK VERSION
NOTE:
FORGED END. STAMPED WITH WORKING LOAD.
FEATURES LONG LASTING TORSION SPRING GATE.



HARNESS CLIP (POLY GRIP)

316 STAINLESS STEEL



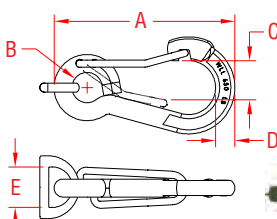
ITEM	A	B	C	D	WLL	WT
	(size)				(lb)	(lb)
S0184-N100	4"	0.66"	0.58"	0.39"	1,000	0.31
S0184-N120	4-3/4"	0.86"	0.81"	0.50"	1,500	0.64

NOTE:
FORGED END. STAMPED WITH WORKING LOAD. (LB.) BREAKING LOAD IS 5 TIMES THE WORK LOAD SHOWN. FEATURES LONG LASTING TORSION SPRING GATE.
POLYURETHANE GRIPS ALLOW FOR SUPERIOR HANDLING. IN SAFETY ORANGE.



HARNESS CLIP WITH D RING

316 STAINLESS STEEL



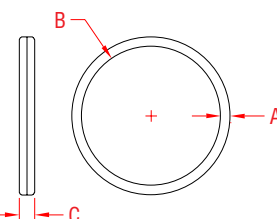
ITEM	A	B	C	D	E	WLL	WT
	(size)					(lb)	(lb)
S0223-8025	3-1/4"	0.52"	0.56"	0.31"	1.00"	650	0.20

NOTE:
"D" RING IS FORGED.
SEE RATCHET BUCKLES AND OUR LINE OF WEBBING/TIE-DOWN HARDWARE STARTING ON PAGE 99.



KEY RING

304 STAINLESS STEEL



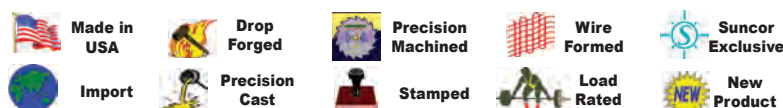
ITEM	A	B	C	WT
	(size)			(lb)
S0185-KR01	0.08"	1.00"	0.15"	0.01
S0185-KR02	0.05"	0.50"	0.08"	0.01
S0185-KR03	0.07"	0.75"	0.12"	0.01

NOTE:
304 STAINLESS STEEL WITH NICKEL PLATING.
MINIMUM PURCHASE OF 100.



ORDERS ONLY: 800-394-2222 (USA+CANADA)

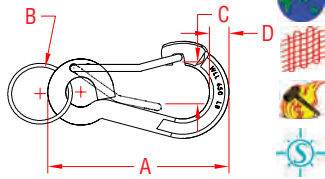
Key:



All logos, icons, images, measurements and descriptions are the sole property of Suncor Stainless, Inc. © 2016 Suncor Stainless, Inc.

SPRING CLIP WITH KEY RING



316 STAINLESS STEEL



ITEM	A	B	C	D	WT
	(size)				(lb)
S0185-KR60	2-3/8"	1.00"	0.38"	0.23"	0.07

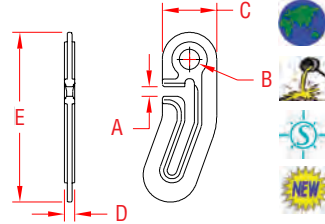
NOTE:
THE ENDS OF THE CLIP ARE FORGED. THE 1 INCH KEY RING IS FORMED FROM STAINLESS, THEN NICKEL PLATED FOR SUPERIOR FINISH.

POP DISPLAY HOLDS 100 CLIPS:
C0185-KR60BX

ANCHOR SNUBBER

316 STAINLESS STEEL

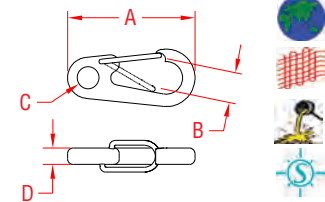


ITEM	SIZE	A	B	C	D	E	WT
	(chain)						(lb)
S0191-0007	1/4"	0.35"	0.75"	2.00"	0.38"	6.25"	0.65
S0191-0008	5/16"	0.38"	0.88"	2.25"	0.44"	7.13"	0.98
S0191-0010	3/8"	0.45"	1.00"	2.50"	0.50"	7.88"	1.38

NOTE:
DESIGNED TO FIT STANDARD ANCHOR CHAIN STYLES. DEEP CHANNEL PREVENTS CHAIN FROM FALLING OFF, BUT ALLOWS FOR EASY REMOVAL. MADE FROM MARINE GRADE 316 STAINLESS STEEL.


MINI CLIP (WIRE LEVER)

316 STAINLESS STEEL



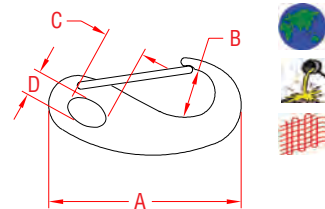
ITEM	A	B	C	D	WLL	WT
	(size)				(lb)	(lb)
S0185-0035	1-3/8"	0.23"	0.20"	0.16"	65	0.02

NOTE:
USE ANYWHERE A SMALL CLIP IS NEEDED. USE FOR CAMERAS, FLASHLIGHTS AND MORE. WIRE LEVER IS DURABLE FOR YEARS OF RELIABILITY. HIGHLY POLISHED FINISH. THE SMALLEST HIGH QUALITY STAINLESS CLIP AVAILABLE.



SPRING GATE SNAP

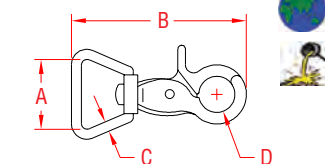
316 STAINLESS STEEL



ITEM	A	B	C	D	WLL	WT
	(size)				(lb)	(lb)
S0161-0050	2"	0.38"	0.40"	0.25"	150	0.05
S0161-0070	2-3/4"	0.42"	0.61"	0.39"	350	0.13
S0161-0100	3-3/4"	0.55"	0.87"	0.59"	500	0.32

TRIGGER SNAP "D" BAIL

316 STAINLESS STEEL



ITEM	A	B	C	D	WLL	WT
	(size)				(lb)	(lb)
S0192-0001	5/8"	2.43"	0.23"	0.43"	200	0.12
S0192-0002	3/4"	2.50"	0.23"	0.43"	200	0.12
S0192-0003	1"	2.65"	0.22"	0.43"	200	0.13

LIMITED LIFETIME WARRANTY

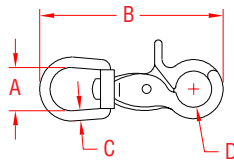
 **SUNCOR STAINLESS**

TEL 508-732-9191 • FAX 508-732-9798 • ORDERS ONLY 800-394-2222

www.suncorstainless.com

TRIGGER SNAP EYE BAIL

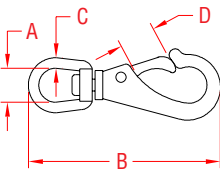
316 STAINLESS STEEL



ITEM	A	B	C	D	WLL	WT
	(size)				(lb)	(lb)
S0193-0001	1/2"	2.62"	0.15"	0.43"	200	0.11
S0193-0002	5/8"	2.65"	0.20"	0.43"	200	0.11

SWIVEL EYE SNAP

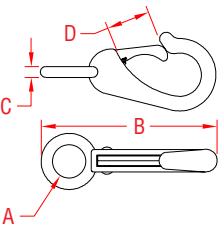
316 STAINLESS STEEL



ITEM	A	B	C	D	WLL	WT
	(size)				(lb)	(lb)
S0174-0001	5/8"	3.37"	0.20"	0.40"	100	0.14
S0174-0002	3/4"	3.87"	0.24"	0.47"	200	0.22
S0174-0003	7/8"	4.62"	0.27"	0.51"	300	0.35

FIXED EYE SNAP

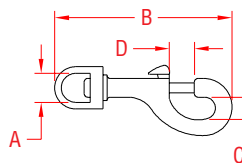
316 STAINLESS STEEL



ITEM	A	B	C	D	WLL	WT
	(size)				(lb)	(lb)
S0175-0000	3/8"	2.10"	0.15"	0.22"	100	0.05
S0175-0001	5/8"	2.71"	0.19"	0.37"	200	0.10
S0175-0002	3/4"	3.12"	0.20"	0.50"	250	0.13
S0175-0003	7/8"	3.75"	0.28"	0.60"	300	0.24

SWIVEL BOLT SNAP

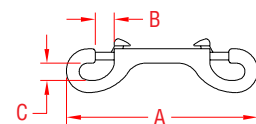
316 STAINLESS STEEL



ITEM	A	B	C	D	WLL	WT
	(size)				(lb)	(lb)
S0176-0000	3/8"	2.73"	0.32"	0.28"	100	0.06
S0176-0001	1/2"	3.16"	0.36"	0.37"	200	0.09
S0176-0002	5/8"	3.44"	0.43"	0.36"	250	0.11
S0176-0003	3/4"	3.60"	0.43"	0.36"	300	0.12
S0176-0004	1-1/4"	4.90"	0.48"	0.53"	350	0.20

DOUBLE BOLT SNAP

316 STAINLESS STEEL



ITEM	A	B	C	WLL	WT
	(size)			(lb)	(lb)
S0176-0900	3-5/8"	0.50"	0.33"	100	0.09
S0176-1000	4"	0.37"	0.43"	200	0.15
S0176-1200	4-3/4"	0.48"	0.47"	250	0.19

NOTE:
ALLOWS EASY CONNECTION AND DISCONNECTION AT EITHER END.



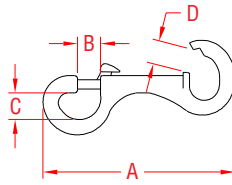
ORDERS ONLY: 800-394-2222 (USA+CANADA)

Key:



U.S. NAVY BOLT SNAP

316 STAINLESS STEEL

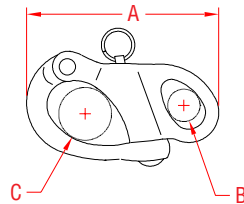


ITEM	A	B	C	D	WLL	WT
	(size)				(lb)	(lb)
S0177-USN6	6-1/2"	0.63"	0.93"	0.72"	1,000	1.06

NOTE:
BUREAU OF SHIPS NUMBER: S8101A1,464,418
PRODUCT IS USUALLY ATTACHED TO CHAIN WITH OPEN END, WHICH IS THEN BENT CLOSED.

FIXED SNAP SHACKLE

316 STAINLESS STEEL



ITEM	A	B	C	WLL	WT
	(size)			(lb)	(lb)
S0158-0001	2"	0.42"	0.56"	1,000	0.10
S0158-0002	2-5/8"	0.51"	0.75"	1,500	0.21
S0158-0003	4"	0.68"	1.10"	2,000	0.49

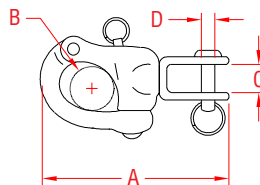
NOTE:
BREAKLOAD IS APPROXIMATELY 4 TIMES THE WORK LOAD LIMIT.

UNIVERSAL LANYARD
 S0157-T000



JAW SWIVEL SNAP SHACKLE

316 STAINLESS STEEL



ITEM	A	B	C	D	WLL	WT
	(size)				(lb)	(lb)
S0170-0001	2-3/4"	0.57"	0.54"	0.24"	800	0.14
S0170-0002	3-1/2"	0.75"	0.60"	0.27"	1,200	0.27
S0170-0003	5"	1.05"	0.87"	0.48"	1,800	0.88

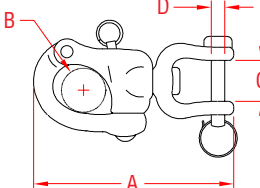
NOTE:
STAMPED BAIL. REMOVABLE JAW PIN.
BREAKLOAD IS APPROXIMATELY 4 TIMES THE WORK LOAD LIMIT.

UNIVERSAL LANYARD
 S0157-T000



JAW SWIVEL SNAP SHACKLE

316 STAINLESS STEEL



ITEM	A	B	C	D	WLL	WT
	(size)				(lb)	(lb)
S0171-0001	2-3/4"	0.57"	0.54"	0.23"	1,000	0.17
S0171-0002	3-1/2"	0.75"	0.52"	0.31"	1,500	0.36
S0171-0003	5"	1.05"	0.75"	0.48"	2,000	0.95

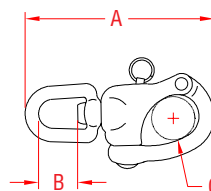
NOTE:
REMOVABLE CLEVIS PIN.
BREAKLOAD IS APPROXIMATELY 4 TIMES THE WORK LOAD LIMIT.

UNIVERSAL LANYARD
 S0157-T000



SWIVEL SNAP SHACKLE

316 STAINLESS STEEL



ITEM	A	B	C	WLL	WT
	(size)			(lb)	(lb)
S0157-0001	2-3/4"	0.50"	0.57"	1,000	0.13
S0157-0002	3-1/2"	0.62"	0.75"	1,500	0.28
S0157-0003	5"	1.14"	1.05"	2,000	0.67

NOTE:
BREAKLOAD IS APPROXIMATELY 4 TIMES THE WORK LOAD LIMIT.

UNIVERSAL LANYARD
 S0157-T000



LIMITED LIFETIME WARRANTY

SUNCOR STAINLESS

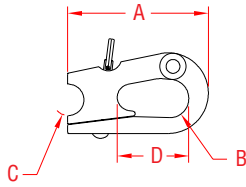
TEL 508-732-9191 • FAX 508-732-9798 • ORDERS ONLY 800-394-2222

www.suncorstainless.com

ROPE SNAP SHACKLE



316 STAINLESS STEEL



ITEM	A	B	C	D	WT
	(size)				(lb)
S0159-0001	2"	0.55"	0.42"	1.05"	0.12
S0159-0002	2-5/8"	0.68"	0.57"	1.25"	0.22
S0159-0003	3-3/4"	1.05"	0.88"	1.95"	0.70


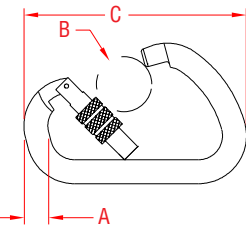
UNIVERSAL LANYARD
S0157-T000



XL CLIP - SCREW LOCK



**ALUMINUM W/
ALUMINUM LOCK**



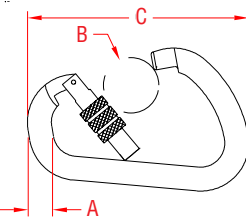
ITEM	A	B	C	WLL	WT
	(size)			(lb)	(lb)
A0149-0013	1/2"	1.06"	4.50"	2,200	0.20

NOTE:
EACH CLIP IS PROOF TESTED AND STAMPED WITH THE BREAK LOAD IN KILONEWTONS.
CONVERSION: KN X 224.8 = LB.
BREAK LOAD IS APPROXIMATELY 3 TIMES THE WORK LOAD LIMIT.

XL CLIP - SCREW LOCK



**316 STAINLESS STEEL
W/ STAINLESS LOCK**



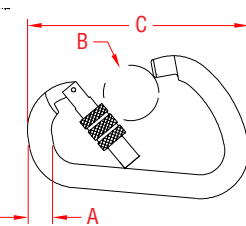
ITEM	A	B	C	WLL	WT
	(size)			(lb)	(lb)
S0149-0013	1/2"	1.06"	4.50"	2,500	0.56

NOTE:
EACH CLIP IS PROOF TESTED AND STAMPED WITH THE BREAK LOAD IN KILONEWTONS.
CONVERSION: KN X 224.8 = LB.
BREAK LOAD IS APPROXIMATELY 3 TIMES THE WORK LOAD LIMIT.

XL CLIP - SCREW LOCK



**BLACK COATED CARBON
STEEL W/ BRASS LOCK**



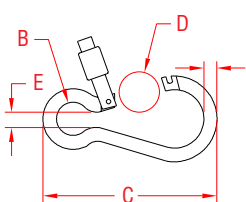
ITEM	A	B	C	WLL	WT
	(size)			(lb)	(lb)
Z0149-0013	1/2"	1.06"	4.50"	3,500	0.56

NOTE:
EACH CLIP IS PROOF TESTED AND STAMPED WITH THE BREAK LOAD IN KILONEWTONS.
CONVERSION: KN X 224.8 = LB.
BREAK LOAD IS APPROXIMATELY 3 TIMES THE WORK LOAD LIMIT.

EXT CLIP - SLIDE LOCK



**316 STAINLESS STEEL
W/ STAINLESS LOCK**



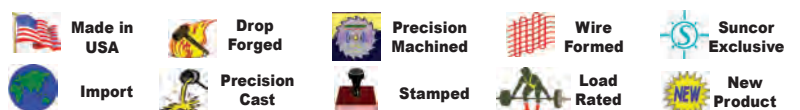
ITEM	A	B	C	D	E	WLL	WT
	(size)					(lb)	(lb)
S0145-0008	5/16"	0.46"	3.16"	0.99"	0.40"	600	0.16
S0145-0010	3/8"	0.59"	3.95"	1.29"	0.44"	900	0.31

NOTE:
EACH CLIP IS PROOF TESTED AND STAMPED WITH THE BREAK LOAD IN KILONEWTONS.
CONVERSION: KN X 224.8 = LB.
BREAK LOAD IS APPROXIMATELY 3 TIMES THE WORK LOAD LIMIT.



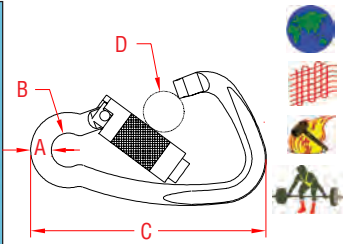
ORDERS ONLY: 800-394-2222
(USA+CANADA)

Key:



All logos, icons, images, measurements and descriptions are the sole property of Suncor Stainless, Inc.
© 2016 Suncor Stainless, Inc.

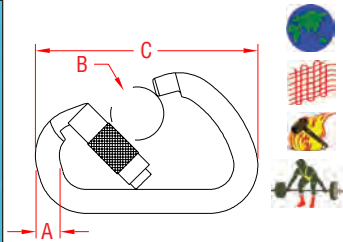
HARNESS CLIP - AUTO LOCK



ITEM	A	B	C	D	WLL	WT
	(size)				(lb)	(lb)
ALUMINUM (W/ ALUMINUM LOCK)						
A0146-0012	7/16"	0.70"	4.91"	0.84"	1,600	0.18
316 STAINLESS STEEL (W/ BLACK FIBERGLASS LOCK)						
S0146-0012	7/16"	0.70"	4.91"	0.84"	2,000	0.46
ZINC-PLATED CARBON STEEL (W/ BRONZE LOCK)						
Z0146-0012	7/16"	0.70"	4.91"	0.84"	1,600	0.46

NOTE:
EACH CLIP IS PROOF TESTED AND STAMPED WITH THE BREAK LOAD IN KILONEWTONS. BREAK LOAD S APPROXIMATELY 3 TIMES THE WORK LOAD LIMIT.

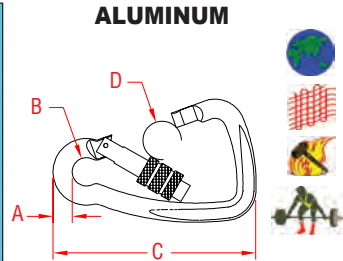
XL CLIP - AUTO LOCK



ITEM	A	B	C	WLL	WT
	(size)			(lb)	(lb)
ALUMINUM (W/ BLACK FIBERGLASS LOCK)					
A0147-0013	1/2"	1.06"	4.50"	2,200	0.20
316 STAINLESS STEEL (W/ NICKEL BRONZE LOCK)					
S0147-0013	1/2"	1.06"	4.50"	2,500	0.50
BLACK COATED CARBON STEEL (W/ BRONZE LOCK)					
Z0147-0013	1/2"	1.06"	4.50"	3,500	0.50

NOTE:
EACH CLIP IS PROOF TESTED AND STAMPED WITH THE BREAK LOAD IN KILONEWTONS. BREAK LOAD S APPROXIMATELY 3 TIMES THE WORK LOAD LIMIT.

HARNESS CLIP - SCREW LOCK



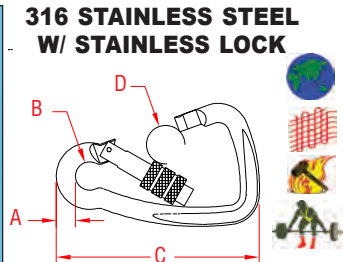
ITEM	A	B	C	D	WLL	WT
	(size)				(lb)	(lb)
ALUMINUM						
W/ BRASS LOCK						
A0148-0008	5/16"	0.47"	3.40"	0.66"	400	0.06
W/ ALUMINUM LOCK						
A0148-0010	3/8"	0.52"	4.06"	0.67"	1,200	0.12
A0148-0012	7/16"	0.70"	4.92"	0.91"	1,600	0.18

NOTE:
EACH CLIP IS PROOF TESTED AND STAMPED WITH THE BREAK LOAD IN KILONEWTONS.

CONVERSION: KN X 224.8 = LB.

BREAK LOAD IS APPROXIMATELY 3 TIMES THE WORK LOAD LIMIT.

HARNESS CLIP - SCREW LOCK



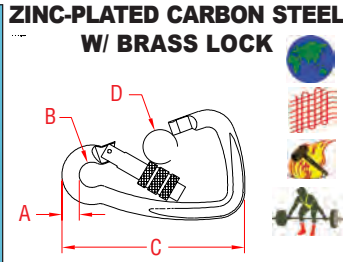
ITEM	A	B	C	D	WLL	WT
	(size)				(lb)	(lb)
316 STAINLESS STEEL W/ STAINLESS LOCK						
S0148-0008	5/16"	0.47"	3.40"	0.66"	1,000	0.18
S0148-0010	3/8"	0.52"	4.06"	0.67"	1,500	0.34
S0148-0012	7/16"	0.70"	4.92"	0.91"	2,000	0.50

NOTE:
EACH CLIP IS PROOF TESTED AND STAMPED WITH THE BREAK LOAD IN KILONEWTONS.

CONVERSION: KN X 224.8 = LB.

BREAK LOAD IS APPROXIMATELY 3 TIMES THE WORK LOAD LIMIT.

HARNESS CLIP - SCREW LOCK



ITEM	A	B	C	D	WLL	WT
	(size)				(lb)	(lb)
ZINC-PLATED CARBON STEEL W/ BRASS LOCK						
Z0148-0008	5/16"	0.47"	3.40"	0.66"	600	0.18
Z0148-0010	3/8"	0.52"	4.06"	0.67"	1,200	0.34
Z0148-0012	7/16"	0.70"	4.92"	0.91"	1,600	0.50

NOTE:
EACH CLIP IS PROOF TESTED AND STAMPED WITH THE BREAK LOAD IN KILONEWTONS.

CONVERSION: KN X 224.8 = LB.

BREAK LOAD IS APPROXIMATELY 3 TIMES THE WORK LOAD LIMIT.



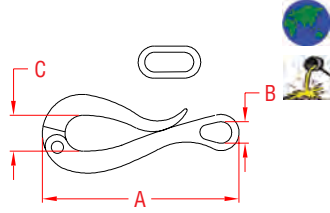
TEL 508-732-9191 • FAX 508-732-9798 • ORDERS ONLY 800-394-2222

www.suncorstainless.com

HOOKS & CLIPS

PELICAN HOOK WITH SLIDE

316 STAINLESS STEEL


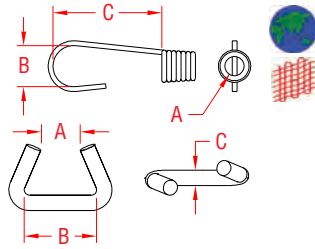


ITEM	A	B	C	WLL	WT
	(size)			(lb)	(lb)
S0180-0100	4"	0.39"	0.75"	200	0.22
S0180-0150	5-3/4"	0.51"	0.92"	300	0.56

NOTE:
PELICAN HOOK # S0162 IS FEATURED ON PAGE 31.

HOG RING AND SHOCKCORD


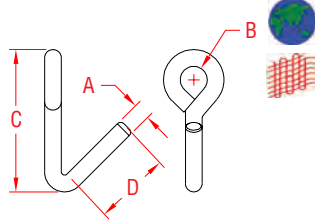
304 STAINLESS STEEL



ITEM	A	B	C	WT
	(size)			(lb)
HOG RINGS:				
S0183-0005	3/16"	0.38"	0.08"	0.19/100
S0183-0007	1/4"	0.51"	0.08"	0.20/100
S0183-0008	5/16"	0.62"	0.08"	0.21/100
S0183-0010	3/8"	0.74"	0.08"	0.23/100
S0183-0013	1/2"	0.87"	0.08"	0.24/100
SHOCK CORD ENDS:				
S0183-SC05	3/16"	0.62"	1.50"	0.02
S0183-SC07	1/4"	0.62"	1.50"	0.03
S0183-SC08	5/16"	0.88"	1.77"	0.04
S0183-SC10	3/8"	0.94"	1.84"	0.05
S0183-SC13	1/2"	1.14"	2.68"	0.06

DOWNHAUL HOOK

316 STAINLESS STEEL


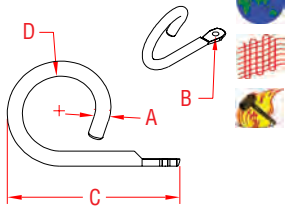


ITEM	A	B	C	D	WT
	(size)				(lb)
S0179-H008	5/16"	0.50"	2.47"	1.40"	0.12
S0179-H010	3/8"	0.50"	3.50"	2.05"	0.25

NOTE:
CAN BE USED IN SAILING APPLICATIONS OR AS CARGO LASHING HOOK.

REEFING HOOK

316 STAINLESS STEEL

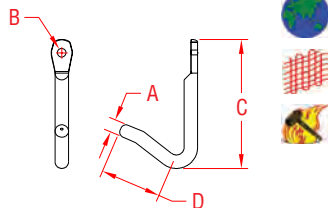


ITEM	A	B	C	D	WT
	(size)				(lb)
S0179-R008	5/16"	0.24"	3.50"	1.30"	0.16
S0179-R010	3/8"	0.24"	4.15"	1.84"	0.31

NOTE:
ATTACHMENT END IS FORGED FLAT FOR EASY INSTALLATION.
REFERENCE "FASTENER MATCHING CHART" (PAGE 156)
FOR COMPATIBLE FASTENERS.

TACK HOOK

316 STAINLESS STEEL



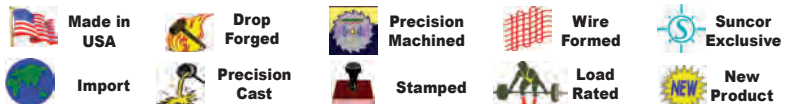
ITEM	A	B	C	D	WT
	(size)				(lb)
S0179-T008	5/16"	0.24"	3.12"	1.48"	0.10
S0179-T010	3/8"	0.24"	3.56"	1.90"	0.18

NOTE:
CAN BE USED IN SAILING APPLICATIONS OR AS CARGO LASHING HOOK.
ATTACHMENT END IS FORGED FLAT FOR EASY INSTALLATION.
REFERENCE "FASTENER MATCHING CHART" (PAGE 156)
FOR COMPATIBLE FASTENERS.



ORDERS ONLY: 800-394-2222
(USA+CANADA)


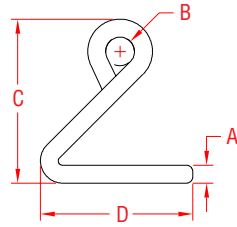
Key:



All logos, icons, images, measurements and descriptions are the sole property of Suncor Stainless, Inc.
© 2016 Suncor Stainless, Inc.

CUNNINGHAM HOOK


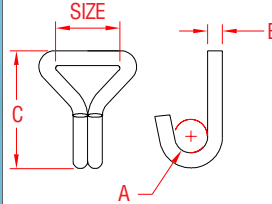
316 STAINLESS STEEL



ITEM	A	B	C	D	WT
	(size)				(lb)
S0179-CH07	1/4"	0.42"	2.45"	1.72"	0.07
S0179-CH08	5/16"	0.62"	3.80"	2.42"	0.19

DOUBLE "J" WEB HOOK

304 STAINLESS STEEL


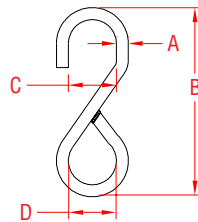


ITEM	SIZE	A	B	C	WLL	WT
					(lb)	(lb)
S0211-0025	1"	0.78"	0.27"	2.35"	400	0.15
S0211-0038	1-1/2"	0.78"	0.38"	3.44"	1,000	0.40
S0211-0050	2"	0.78"	0.38"	3.44"	1,500	0.41

NOTE:
SEE RATCHET BUCKLES AND OUR LINE OF WEBBING/TIE-DOWN HARDWARE STARTING ON PAGE 99.

WELDED "S" WEB HOOK

316 STAINLESS STEEL

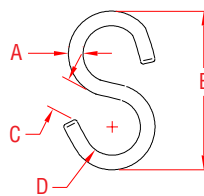


ITEM	SIZE	A	B	C	D	WLL	WT
						(lb)	(lb)
S0212-0025	1"	0.25"	3.50"	1.00"	1.00"	200	0.12
S0212-0038	1-1/2"	0.31"	4.50"	1.50"	1.50"	300	0.22
S0212-0050	2"	0.38"	6.18"	2.00"	2.00"	400	0.46

NOTE:
QUALITY "S" HOOK IS WELDED TO PREVENT WEBBING FROM SLIPPING THROUGH. BULK ORDERS OF OTHER SIZES OR TYPES MAY BE PLACED ON SPECIAL ORDER.
SEE RATCHET BUCKLES AND OUR LINE OF WEBBING/TIE-DOWN HARDWARE STARTING ON PAGE 99.

"S" HOOK

316 STAINLESS STEEL

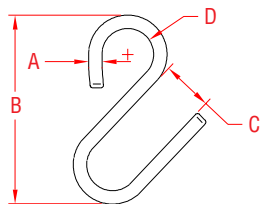



ITEM	A	B	C	D	WLL	WT
	(size)				(lb)	(lb)
S0178-0003	1/8"	1.38"	0.20"	0.42"	50	0.01
S0178-0004	5/32"	1.59"	0.20"	0.51"	80	0.02
S0178-0005	3/16"	1.90"	0.29"	0.63"	120	0.04
S0178-0006	1/4"	2.25"	0.32"	0.70"	200	0.06
S0178-0008	5/16"	2.58"	0.46"	0.75"	350	0.12

NOTE:
BULK ORDERS OF OTHER SIZES OR TYPES MAY BE PLACED ON SPECIAL ORDER.

"U" HOOK

316 STAINLESS STEEL



ITEM	A	B	C	D	WLL	WT
	(size)				(lb)	(lb)
S0179-0006	1/4"	2.15"	0.42"	0.35"	300	0.06
S0179-0008	5/16"	2.95"	0.65"	0.62"	400	0.14
S0179-0010	3/8"	3.35"	0.75"	0.67"	500	0.26

LIMITED LIFETIME WARRANTY

 **SUNCOR STAINLESS®**

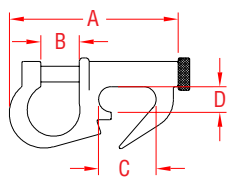
TEL 508-732-9191 • FAX 508-732-9798 • ORDERS ONLY 800-394-2222

www.suncorstainless.com

HOOKS & CLIPS

JIB HANK

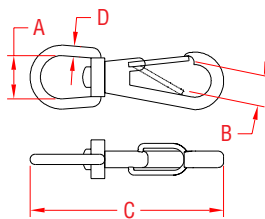
BRONZE



ITEM	A	B	C	D	WLL	WT
	(size)				(lb)	(lb)
B0169-0000	1-1/2"	0.23"	0.40"	0.25"	75	0.05
B0169-0001	2-1/4"	0.50"	0.83"	0.43"	100	0.10
B0169-0002	2-1/2"	0.63"	0.90"	0.43"	125	0.15
B0169-0003	3"	0.67"	0.97"	0.43"	135	0.20

SWIVEL EYE SNAP

304 STAINLESS STEEL


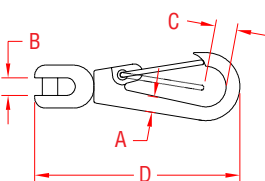


ITEM	A	B	C	D	WLL	WT
	(size)				(lb)	(lb)
S0166-0003	3/4"	0.31"	2.87"	0.16"	130	0.07

NOTE:
SEE RATCHET BUCKLES AND OUR LINE OF WEBBING/TIE-DOWN HARDWARE BEGINNING ON PAGE 99.


CHAIN SWIVEL SNAP

316 STAINLESS STEEL



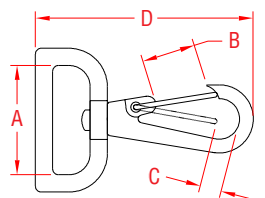
ITEM	A	B	C	D	WLL	WT
	(size)				(lb)	(lb)
S0645-0005	5/32 - 3/16"	0.21"	0.32"	2.87"	130	0.07

NOTE:
STANDARD OR LONG LINK CHAIN, UP TO 3/16" (WIRE) SIZE, CAN BE ATTACHED TO CLIP. USE CLIP AT THE END OF TWIST LINK CHAIN FOR A DOG LEASH OR AT THE END OF A KILL CORD FOR WATERCRAFTS.



SWIVEL WEB CLIP

316 STAINLESS STEEL



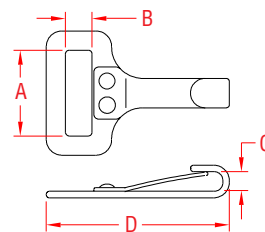
ITEM	A	B	C	D	WLL	WT
	(size)				(lb)	(lb)
S0221-0025	1"	0.63"	0.32"	2.56"	130	0.07
S0221-0038	1-1/2"	0.63"	0.32"	2.63"	130	0.08
S0221-0050	2"	0.63"	0.32"	2.71"	130	0.10

NOTE:
"SLIMLINE" BAIL FOR WEBBING; SPECIAL TORSION SPRING GATE FOR LONGER LIFE. IDEAL FOR BIMINI TOPS AND HOLD DOWN STRAPS.
SEE RATCHET BUCKLES AND OUR LINE OF WEBBING/TIE-DOWN HARDWARE STARTING ON PAGE 99.



FIXED BIMINI CLIP

304 STAINLESS STEEL



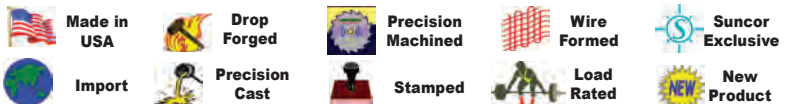
ITEM	A	B	C	D	WLL	WT
	(size)				(lb)	(lb)
S0220-0025	1"	0.23"	0.20"	1.94"	70	0.03

NOTE:
IDEAL FOR BIMINI TOPS AND HOLD DOWN STRAPS.
SEE RATCHET BUCKLES AND OUR LINE OF WEBBING/TIE-DOWN HARDWARE STARTING ON PAGE 99.



ORDERS ONLY: 800-394-2222
(USA+CANADA)

Key:



All logos, icons, images, measurements and descriptions are the sole property of Suncor Stainless, Inc.
© 2016 Suncor Stainless, Inc.

SUNCOR STAINLESS, INC.

RIGGING

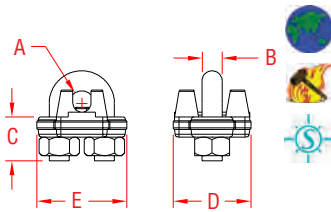


www.suncorstainless.com

HEAVY WIRE ROPE CLIP



316-NM STAINLESS STEEL



ITEM	A	B	C	D	E	WT
	(size)					(lb)
S0122-0003	1/8"	0.21"	0.50"	0.80"	0.92"	0.06
S0122-0005	3/16"	0.24"	0.62"	0.95"	1.15"	0.10
S0122-0007	1/4"	0.30"	0.75"	1.18"	1.46"	0.20
S0122-0008	5/16"	0.36"	0.78"	1.33"	1.66"	0.28
S0122-0010	3/8"	0.43"	0.82"	1.56"	1.90"	0.44
S0122-0013	1/2"	0.48"	1.05"	1.90"	2.28"	0.71
S0122-0016	5/8"	0.54"	1.28"	2.05"	2.48"	1.00
S0122-0020	3/4"	0.62"	1.50"	2.24"	2.83"	1.48
S0122-0025	1"	0.68"	1.90"	2.59"	3.47"	2.55

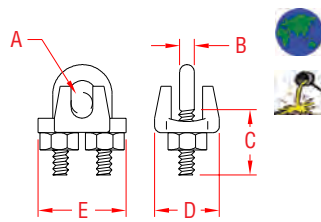
NOTE:
1/A/W FEDERAL SPECIFICATION FF-C-450D, TYPE 1.
(EXCEPT 316 STAINLESS, DROP FORGED)

FORGED

WIRE ROPE CLIP - 304 SS



304 STAINLESS STEEL

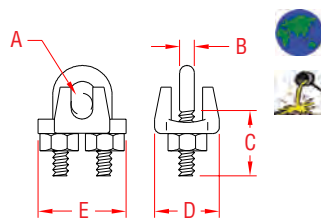


ITEM	A	B	C	D	E	WT
	(size)					(lb)
S0122-FS02	1/16"	0.09"	0.40"	0.52"	0.55"	0.02
S0122-FS03	1/8"	0.12"	0.43"	0.55"	0.62"	0.02
S0122-FS04	5/32"	0.15"	0.56"	0.70"	0.73"	0.04
S0122-FS05	3/16"	0.19"	0.67"	0.78"	0.87"	0.06
S0122-FS07	1/4"	0.23"	0.75"	0.84"	1.11"	0.09
S0122-FS08	5/16"	0.31"	0.90"	1.06"	1.34"	0.17
S0122-FS10	3/8"	0.38"	1.00"	1.32"	1.74"	0.36
S0122-FS13	1/2"	0.47"	1.40"	1.48"	1.97"	0.52
S0122-FS14	9/16"	0.47"	1.50"	1.70"	2.05"	0.61
S0122-FS16	5/8"	0.54"	1.87"	1.83"	2.33"	0.89
S0122-FS20	3/4"	0.54"	2.00"	2.05"	2.42"	1.03
S0122-FS22	7/8"	0.61"	2.32"	2.41"	2.81"	1.57
S0122-FS25	1"	0.61"	2.41"	2.40"	2.97"	1.81
S0122-FS32	1-1/4"	0.85"	2.32"	3.16"	4.12"	4.45

WIRE ROPE CLIP - 316 SS



316 STAINLESS STEEL

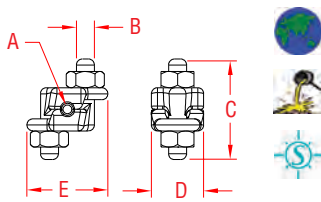


ITEM	A	B	C	D	E	WT
	(size)					(lb)
S0122-SS02	1/16"	0.09"	0.40"	0.52"	0.55"	0.02
S0122-SS03	1/8"	0.12"	0.43"	0.55"	0.62"	0.02
S0122-SS04	5/32"	0.15"	0.56"	0.70"	0.73"	0.04
S0122-SS05	3/16"	0.19"	0.67"	0.78"	0.87"	0.06
S0122-SS07	1/4"	0.23"	0.75"	0.84"	1.11"	0.09
S0122-SS08	5/16"	0.31"	0.90"	1.06"	1.34"	0.17
S0122-SS10	3/8"	0.38"	1.00"	1.32"	1.74"	0.36
S0122-SS13	1/2"	0.47"	1.40"	1.48"	1.97"	0.52
S0122-SS14	9/16"	0.47"	1.50"	1.70"	2.05"	0.61
S0122-SS16	5/8"	0.54"	1.87"	1.83"	2.33"	0.89
S0122-SS20	3/4"	0.54"	2.00"	2.05"	2.42"	1.03
S0122-SS22	7/8"	0.61"	2.32"	2.41"	2.81"	1.57
S0122-SS25	1"	0.61"	2.41"	2.40"	2.97"	1.81

"CHAIR" CLIP



316-NM STAINLESS STEEL



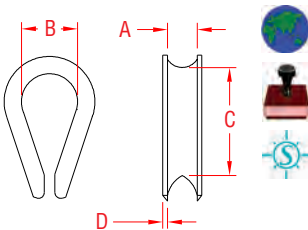
ITEM	A	B	C	D	E	WT
	(size)					(lb)
S0122-C007	1/4"	0.36"	1.75"	0.93"	1.44"	0.22
S0122-C008	5/16"	0.38"	2.00"	1.07"	1.68"	0.31
S0122-C010	3/8"	0.43"	2.38"	1.10"	1.87"	0.46
S0122-C013	1/2"	0.50"	2.70"	1.26"	2.13"	0.61
S0122-C016	5/8"	0.62"	3.30"	1.50"	2.53"	1.16
S0122-C020	3/4"	0.75"	4.82"	1.75"	3.12"	1.88

NOTE:
1/A/W FEDERAL SPECIFICATION FF-C-450D, TYPE 3, CLASS 1.
(EXCEPT 316 STAINLESS AND CAST)

STANDARD THIMBLE



316 STAINLESS STEEL



ITEM	SIZE	A	B	C	D	WT
						(lb)
S0124-0003	1/8"	0.12"	0.37"	0.71"	0.03"	0.01
S0124-0004	5/32"	0.16"	0.37"	0.77"	0.03"	0.01
S0124-0005	3/16"	0.19"	0.44"	0.80"	0.04"	0.02
S0124-0007	1/4"	0.25"	0.69"	0.95"	0.05"	0.02
S0124-0008	5/16"	0.34"	0.78"	1.40"	0.06"	0.04
S0124-0010	3/8"	0.42"	0.94"	1.70"	0.06"	0.06
S0124-0013	1/2"	0.50"	1.14"	2.28"	0.09"	0.14
S0124-0016	5/8"	0.68"	1.45"	2.37"	0.07"	0.17



ORDERS ONLY: 800-394-2222
(USA+CANADA)

Key:

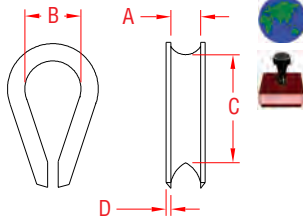
Made in USA	Drop Forged	Precision Machined	Wire Formed	Suncor Exclusive
Import	Precision Cast	Stamped	Load Rated	New Product

All logos, icons, images, measurements and descriptions are the sole property of Suncor Stainless, Inc.
© 2016 Suncor Stainless, Inc.

COMMERCIAL THIMBLE



304 STAINLESS STEEL

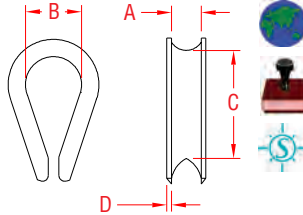


ITEM	SIZE	A	B	C	D	WT
						(lb)
S0123-0001	1/16"	0.10"	0.28"	0.48"	0.03"	0.30/100
S0123-0002	1/16"-5/64"	0.09"	0.31"	0.62"	0.03"	0.40/100
S0123-0003	3/32"-1/8"	0.12"	0.38"	0.72"	0.03"	0.50/100
S0123-0004	5/32"	0.14"	0.43"	0.73"	0.04"	0.74/100
S0123-0005	3/16"	0.20"	0.55"	0.78"	0.04"	0.01
S0123-0007	1/4"	0.25"	0.69"	0.95"	0.05"	0.02
S0123-0008	5/16"	0.34"	0.78"	1.40"	0.06"	0.04
S0123-0010	3/8"	0.42"	0.94"	1.70"	0.06"	0.06
S0123-0013	1/2"	0.54"	1.20"	1.85"	0.06"	0.08
S0123-0014	9/16"	0.60"	1.36"	2.05"	0.06"	0.10
S0123-0016	5/8"	0.68"	1.45"	2.37"	0.07"	0.17
S0123-0018	3/4"	0.76"	1.60"	2.63"	0.08"	0.21
S0123-0022	7/8"	0.95"	1.90"	3.10"	0.09"	0.39
S0123-0025	1"	1.05"	2.08"	3.36"	0.09"	0.49

FED. SPEC. THIMBLE



316 STAINLESS STEEL



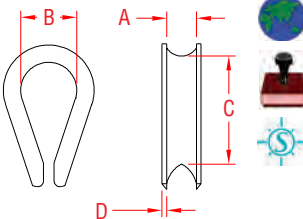
ITEM	SIZE	A	B	C	D	WT
						(lb)
S0123-FS05	3/16"	0.23"	0.72"	1.35"	0.05"	0.03
S0123-FS07	1/4"	0.28"	0.90"	1.63"	0.07"	0.08
S0123-FS08	5/16"	0.35"	1.08"	1.88"	0.08"	0.10
S0123-FS10	3/8"	0.40"	1.13"	2.13"	0.11"	0.23
S0123-FS12	7/16"	0.47"	1.25"	2.38"	0.13"	0.35
S0123-FS13	1/2"	0.55"	1.52"	2.63"	0.15"	0.51
S0123-FS14	9/16"	0.62"	1.50"	2.94"	0.15"	0.54
S0123-FS16	5/8"	0.65"	1.78"	3.25"	0.16"	0.71
S0123-FS20	3/4"	0.85"	2.02"	3.83"	0.22"	1.61
S0123-FS22	7/8"	0.95"	2.30"	4.25"	0.22"	1.87
S0123-FS25	1"	1.12"	2.56"	4.80"	0.25"	2.56
S0123-FS32	1-1/8"-1-1/4"	1.31"	2.88"	5.38"	0.20"	3.51

NOTE: HEAVY DUTY VERSION. DIMENSIONS AND WORKING LOAD ARE TO FEDERAL SPECIFICATION: FF-T-276B, TYPE III.

FED. SPEC. THIMBLE



304 STAINLESS STEEL



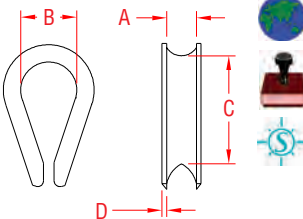
ITEM	SIZE	A	B	C	D	WT
						(lb)
S0125-FS05	3/16"	0.23"	0.72"	1.35"	0.05"	0.03
S0125-FS07	1/4"	0.28"	0.90"	1.63"	0.07"	0.08
S0125-FS08	5/16"	0.35"	1.08"	1.88"	0.08"	0.10
S0125-FS10	3/8"	0.40"	1.13"	2.13"	0.11"	0.23
S0125-FS13	1/2"	0.55"	1.52"	2.63"	0.15"	0.51
S0125-FS14	9/16"	0.62"	1.50"	2.94"	0.15"	0.54
S0125-FS16	5/8"	0.65"	1.78"	3.25"	0.16"	0.71
S0125-FS20	3/4"	0.85"	2.02"	3.83"	0.22"	1.61

NOTE: HEAVY DUTY VERSION. DIMENSIONS AND WORKING LOAD ARE TO FEDERAL SPECIFICATION: FF-T-276B, TYPE III. SIZES 7/8", 1", 1-1/8" AND 1-1/4" ARE AVAILABLE IN 316 STAINLESS. REFER TO S0123-FS SERIES ABOVE.

HEAVY DUTY THIMBLE



316 STAINLESS STEEL



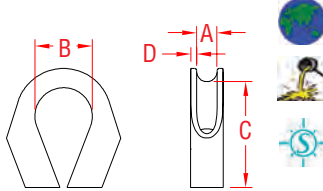
ITEM	SIZE	A	B	C	D	WT
						(lb)
S0127-0005	3/16"	0.24"	0.75"	1.46"	0.05"	0.03
S0127-0007	1/4"	0.28"	0.88"	1.71"	0.07"	0.07
S0127-0008	5/16"	0.34"	1.06"	1.97"	0.07"	0.12
S0127-0010	3/8"	0.41"	1.14"	2.25"	0.10"	0.22
S0127-0012	7/16"	0.47"	1.26"	2.50"	0.11"	0.35
S0127-0013	1/2"	0.53"	1.50"	2.92"	0.13"	0.51
S0127-0014	9/16"	0.60"	1.50"	2.92"	0.13"	0.52
S0127-0016	5/8"	0.67"	1.75"	3.41"	0.14"	0.76
S0127-0020	3/4"	0.79"	2.00"	3.98"	0.22"	1.58
S0127-0022	7/8"	0.94"	2.24"	4.48"	0.22"	1.78
S0127-0025	1"	1.06"	2.50"	4.72"	0.22"	3.14
S0127-0032	1-1/8"-1-1/4"	1.31"	2.88"	5.34"	0.22"	4.00

NOTE: HEAVY DUTY VERSION.

CAPTIVE THIMBLE



316 STAINLESS STEEL



ITEM	A	B	C	D	WT
	(size)				(lb)
S0126-0013	1/2"	1.50"	2.76"	0.158"	0.53
S0126-0016	5/8"	1.77"	3.41"	0.177"	0.90
S0126-0020	3/4"	1.97"	3.98"	0.236"	1.78
S0126-0025	1"	2.48"	4.74"	0.256"	2.84
S0126-0032	1-1/4"	2.87"	5.37"	0.256"	3.75

NOTE: MADE FROM GRADE 316 STAINLESS STEEL FOR CORROSION RESISTANCE AND DURABILITY. ITS PRIMARY FUNCTION IS TO HOLD THE WIRE OR FIBROUS ROPE "CAPTIVE" WHILE PREVENTING CHAFFING, MAKING IT IDEAL FOR IN-WATER BOAT TOWING APPLICATIONS.

LIMITED LIFETIME WARRANTY

SUNCOR STAINLESS

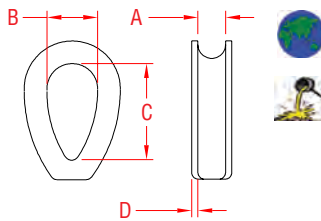
TEL 508-732-9191 • FAX 508-732-9798 • ORDERS ONLY 800-394-2222

www.suncorstainless.com

EXTRA HEAVY THIMBLE



304 STAINLESS STEEL



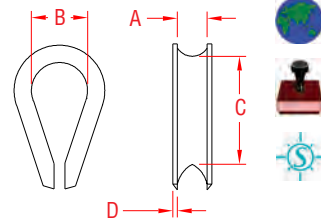
ITEM	SIZE	A	B	C	D	WT
						(lb)
S0123-XH06	1/4"	0.32"	0.67"	1.13"	0.06"	0.06
S0123-XH08	5/16"	0.33"	0.97"	1.70"	0.08"	0.12
S0123-XH10	3/8"	0.41"	1.11"	2.01"	0.06"	0.20
S0123-XH13	1/2"	0.47"	1.46"	2.48"	0.08"	0.31
S0123-XH16	5/8"	0.58"	1.86"	3.24"	0.15"	0.79
S0123-XH20	3/4"	0.73"	2.39"	3.77"	0.10"	0.81
S0123-XH22	7/8"	0.85"	2.52"	4.00"	0.10"	1.06
S0123-XH25	1"	0.97"	2.95"	4.56"	0.13"	1.45

NOTE:
PRECISION CAST EXTRA HEAVY DUTY THIMBLE, NOT FORMED FROM FLAT STEEL. EXCEPTIONAL RESISTANCE TO WEAR AND CRUSHING.

MIL. SPEC. THIMBLE



316 STAINLESS STEEL



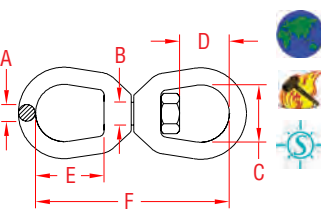
ITEM	SIZE	A	B	C	D	WT
						(lb)
S0124-AN01	100-C3 3/32"	0.09"	0.35"	0.70"	0.03"	0.15/100
S0124-AN03	100-C4 1/8"	0.14"	0.35"	0.70"	0.03"	0.43/100
S0124-AN04	100-C5 5/32"	0.17"	0.40"	0.80"	0.03"	0.60/100
S0124-AN05	100-C6 3/16"	0.20"	0.50"	1.00"	0.03"	0.98/100
S0124-AN07	100-C8 1/4"	0.27"	0.70"	1.40"	0.03"	1.50/100
S0124-AN08	100-C10 5/16"	0.33"	0.90"	1.80"	0.04"	3.50/100
S0124-AN10	100-C12 3/8"	0.39"	1.00"	2.00"	0.06"	8.50/100
S0124-AN12	100-C14 7/16"	0.45"	1.13"	2.25"	0.08"	9.30/100
S0124-AN13	100-C16 1/2"	0.52"	1.25"	2.50"	0.08"	10.50/100

NOTE:
MEETS MIL SPEC AN100 (AIR FORCE/NAVY)

FED. SPEC. EYE & EYE SWIVEL



316 STAINLESS STEEL



ITEM	A	B	C	D	E	F	WLL	WT
	(size)						(lb)	(lb)
S0128-FS07	1/4"	0.31"	0.75"	0.80"	1.06"	2.92"	900	0.19
S0128-FS10	3/8"	0.50"	1.25"	1.06"	1.50"	4.29"	2,600	0.68
S0128-FS13	1/2"	0.63"	1.50"	1.45"	2.00"	5.42"	4,400	1.33
S0128-FS16	5/8"	0.75"	1.75"	1.73"	2.38"	6.55"	6,000	2.29

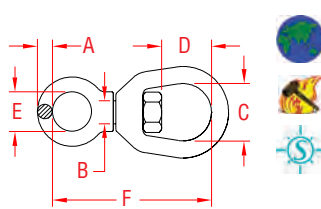
NOTE:
I/A/W FED. SPECIFICATION RR-C-271F TYPE VII, CLASS 2 (EXCEPT 316 STAINLESS STEEL). SWIVELS ARE POSITIONING DEVICES AND ARE NOT INTENDED TO ROTATE UNDER LOAD. MARKED WITH SIZE AND WORKING LOAD LIMIT.

FORGED

FED. SPEC. CHAIN SWIVEL



316 STAINLESS STEEL



ITEM	A	B	C	D	E	F	WLL	WT
	(size)						(lb)	(lb)
S0128-FX05	3/16"	0.25"	0.75"	0.84"	0.50"	2.28"	700	0.13
S0128-FX07	1/4"	0.31"	0.75"	0.80"	0.63"	2.56"	900	0.17
S0128-FX08	5/16"	0.38"	1.25"	1.17"	0.75"	3.37"	1,200	0.43
S0128-FX10	3/8"	0.50"	1.25"	1.06"	1.00"	3.74"	3,400	0.56
S0128-FX13	1/2"	0.63"	1.50"	1.45"	1.25"	4.68"	4,400	1.15
S0128-FX16	5/8"	0.75"	1.75"	1.73"	1.50"	5.71"	6,000	2.02

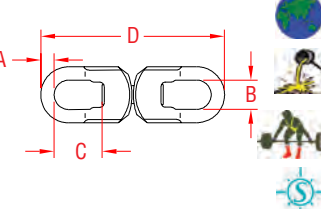
NOTE:
I/A/W FED. SPECIFICATION RR-C-271F TYPE VII, CLASS 1 (EXCEPT 316 STAINLESS STEEL). SWIVELS ARE POSITIONING DEVICES AND ARE NOT INTENDED TO ROTATE UNDER LOAD. MARKED WITH SIZE AND WORKING LOAD LIMIT.

FORGED

HEAVY DUTY EYE & EYE SWIVEL



316 STAINLESS STEEL



ITEM	A	B	C	D	WLL	WT
	(size)				(lb)	(lb)
S0128-HD07	1/4"	0.58"	1.00"	3.50"	750	0.27
S0128-HD08	5/16"	0.74"	1.25"	4.40"	1,400	0.52
S0128-HD10	3/8"	0.88"	1.50"	5.26"	2,000	0.88
S0128-HD13	1/2"	1.10"	2.00"	7.00"	3,300	2.00

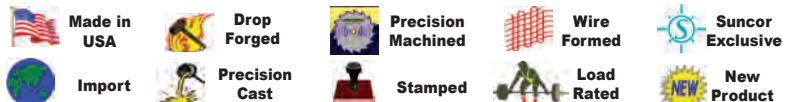
NOTE:
MARKED WITH SIZE AND WORKING LOAD.

SWIVELS ARE POSITIONING DEVICES AND ARE NOT INTENDED TO ROTATE UNDER LOAD. FORGED VERSIONS, SEE ABOVE.



ORDERS ONLY: 800-394-2222 (USA+CANADA)

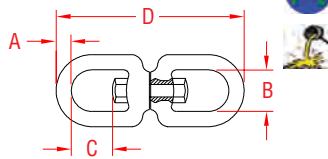
Key:



All logos, icons, images, measurements and descriptions are the sole property of Suncor Stainless, Inc. © 2016 Suncor Stainless, Inc.

EYE & EYE SWIVEL

316 STAINLESS STEEL

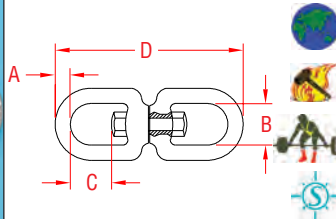


ITEM	A	B	C	D	WLL	WT
	(size)				(lb)	(lb)
S0128-0004	5/32"	0.43"	0.50"	2.00"	150	0.12
S0128-0005	3/16"	0.50"	0.50"	2.31"	300	0.12
S0128-0006	1/4"	0.56"	0.56"	2.56"	600	0.12
S0128-0008	5/16"	0.75"	0.75"	3.62"	1,100	0.29
S0128-0010	3/8"	0.87"	1.00"	4.39"	1,540	0.55
S0128-0013	1/2"	1.25"	1.31"	5.83"	2,640	1.25
S0128-0016	5/8"	1.50"	1.62"	7.37"	4,750	2.10
S0128-0020	3/4"	1.62"	2.00"	8.50"	7,000	3.40
S0128-0022	7/8"	1.87"	2.00"	9.25"	8,000	5.02
S0128-0025	1"	2.50"	2.56"	11.00"	10,000	8.73

NOTE:
SWIVELS ARE POSITIONING DEVICES AND ARE NOT INTENDED TO ROTATE UNDER LOAD. FORGED VERSION, SEE PAGE 72.

NITRONIC EYE & EYE SWIVEL

NITRONIC 50



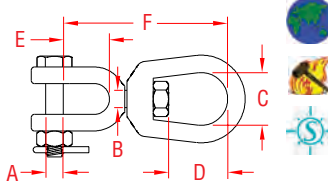
ITEM	A	B	C	D	WLL	WT
	(size)				(lb)	(lb)
S0128-NM10	3/8"	1.25"	1.31"	4.13"	3,000	0.70

NOTE:
I/A/W MIL-F-17280D TYPE III, STYLE A.
SWIVELS ARE POSITIONING DEVICES AND ARE NOT INTENDED TO ROTATE UNDER LOAD.

FORGED

FED. SPEC. JAW & EYE SWIVEL

316 STAINLESS STEEL



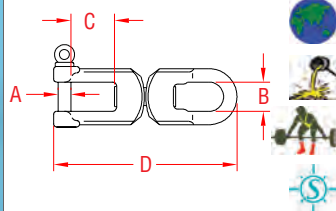
ITEM	A	B	C	D	E	F	WLL	WT
	(size)						(lb)	(lb)
S0155-FS07	1/4"	0.31"	0.75"	0.80"	0.85"	2.58"	900	0.23
S0155-FS08	5/16"	0.38"	1.25"	1.17"	0.88"	3.31"	1,600	0.53
S0155-FS10	3/8"	0.50"	1.25"	1.06"	1.07"	3.63"	3,400	0.76
S0155-FS13	1/2"	0.63"	1.50"	1.45"	1.42"	4.59"	4,400	1.45
S0155-FS16	5/8"	0.75"	1.75"	1.73"	1.50"	5.35"	6,000	2.47

NOTE:
I/A/W FED. SPECIFICATION RR-C-271F TYPE VII, CLASS 3 (EXCEPT 316 STAINLESS STEEL). SWIVELS ARE POSITIONING DEVICES AND ARE NOT INTENDED TO ROTATE UNDER LOAD. MARKED WITH SIZE AND WORKING LOAD LIMIT.

FORGED

HEAVY DUTY EYE & JAW SWIVEL

316 STAINLESS STEEL



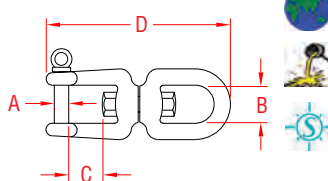
ITEM	A	B	C	D	WLL	WT
	(size)				(lb)	(lb)
S0155-HD07	1/4"	0.50"	0.68"	3.25"	750	0.24
S0155-HD08	5/16"	0.62"	0.87"	4.12"	1,400	0.48
S0155-HD10	3/8"	0.75"	1.00"	5.00"	2,000	0.82
S0155-HD13	1/2"	1.00"	1.37"	6.50"	3,300	1.88

NOTE:
MARKED WITH SIZE AND WORKING LOAD.
SWIVELS ARE POSITIONING DEVICES AND ARE NOT INTENDED TO ROTATE UNDER LOAD. FORGED VERSIONS, SEE ABOVE.



EYE & JAW SWIVEL

316 STAINLESS STEEL



ITEM	A	B	C	D	WLL	WT
	(size)				(lb)	(lb)
S0155-0006	1/4"	0.50"	0.43"	2.62"	600	0.14
S0155-0008	5/16"	0.62"	0.62"	3.62"	1,100	0.33
S0155-0010	3/8"	0.75"	0.87"	4.35"	1,540	0.63
S0155-0013	1/2"	1.00"	1.12"	6.00"	2,640	1.40
S0155-0016	5/8"	1.54"	1.37"	7.37"	4,750	2.36
S0155-0020	3/4"	1.50"	1.62"	8.50"	7,000	3.93

NOTE:
SUNCOR RECOMMENDS THE USE OF THREAD LOCKING FLUID WITH THIS TYPE OF SWIVEL.
SWIVELS ARE POSITIONING DEVICES AND ARE NOT INTENDED TO ROTATE UNDER LOAD. FORGED VERSIONS, SEE ABOVE.

LIMITED LIFETIME WARRANTY

SUNCOR STAINLESS

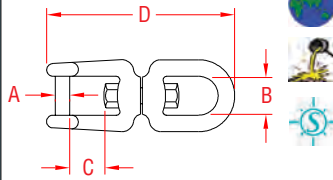
TEL 508-732-9191 • FAX 508-732-9798 • ORDERS ONLY 800-394-2222

www.suncorstainless.com

EYE & JAW SWIVEL



**316 STAINLESS STEEL
W/ NO SNAG PIN**



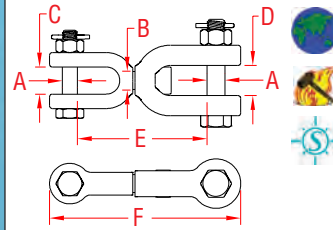
ITEM	A	B	C	D	WLL	WT
	(size)				(lb)	(lb)
S0155-NS06	1/4"	0.50"	0.43"	2.62"	600	0.14

NOTE:
NO SNAG SHACKLE PIN SITS FLUSH WITH BODY OF SWIVEL. SUNCOR RECOMMENDS USING THREAD LOCKING FLUID WITH THIS TYPE OF SWIVEL.
SWIVELS ARE POSITIONING DEVICES AND ARE NOT INTENDED TO ROTATE UNDER LOAD. FORGED VERSION, SEE PAGE 73.

JAW & JAW SWIVEL



316 STAINLESS STEEL



ITEM	A	B	C	D	E	F	WLL	WT
	(size)						(lb)	(lb)
S0156-FS05	3/16"	0.25"	0.44"	0.53"	2.20"	3.11"	600	0.24
S0156-FS07	1/4"	0.31"	0.50"	0.60"	2.69"	3.68"	1,000	0.30
S0156-FS08	5/16"	0.38"	0.56"	0.66"	2.89"	4.05"	1,600	0.49
S0156-FS10	3/8"	0.50"	0.63"	0.85"	3.64"	5.04"	3,000	1.03
S0156-FS13	1/2"	0.63"	0.75"	1.04"	4.55"	6.31"	4,400	1.79
S0156-FS16	5/8"	0.75"	1.00"	1.23"	5.11"	7.34"	6,000	3.29

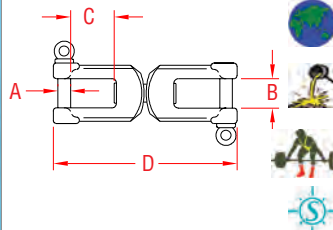
NOTE:
SWIVELS ARE POSITIONING DEVICES AND ARE NOT INTENDED TO ROTATE UNDER LOAD. MARKED WITH SIZE AND WORKING LOAD LIMIT.

FORGED

HEAVY DUTY JAW & JAW SWIVEL



316 STAINLESS STEEL



ITEM	A	B	C	D	WLL	WT
	(size)				(lb)	(lb)
S0156-HD07	1/4"	0.50"	0.68"	3.25"	750	0.27
S0156-HD08	5/16"	0.67"	0.87"	3.95"	1,400	0.52
S0156-HD10	3/8"	0.75"	1.00"	4.62"	2,000	0.88
S0156-HD13	1/2"	1.00"	1.37"	6.00"	3,300	2.00

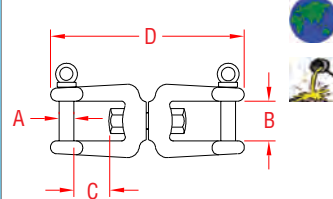
NOTE:
MARKED WITH SIZE AND WORKING LOAD. BULK ORDERS ON SWIVELS WITH "NO SNAG" SHACKLE PIN MAY BE PLACED ON SPECIAL ORDER.
SWIVELS ARE POSITIONING DEVICES AND ARE NOT INTENDED TO ROTATE UNDER LOAD. FORGED VERSION, SEE ABOVE.



JAW & JAW SWIVEL




316 STAINLESS STEEL



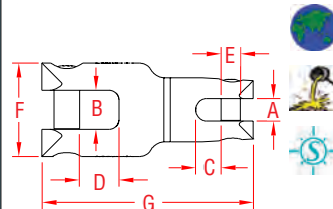
ITEM	A	B	C	D	WLL	WT
	(size)				(lb)	(lb)
S0156-0006	1/4"	0.50"	0.43"	2.50"	600	0.15
S0156-0008	5/16"	0.62"	0.62"	3.50"	1,100	0.38
S0156-0010	3/8"	0.87"	0.87"	4.30"	1,540	0.74
S0156-0013	1/2"	1.00"	1.12"	5.88"	2,640	1.54
S0156-0016	5/8"	1.25"	1.37"	7.31"	4,750	2.63
S0156-0020	3/4"	1.50"	1.62"	8.29"	7,100	4.34

NOTE:
COMMERCIAL TYPE. NO SNAG SHACKLE PIN AVAILABLE FOR SOME SIZES AT ADDITIONAL COST.
SWIVELS ARE POSITIONING DEVICES AND ARE NOT INTENDED TO ROTATE UNDER LOAD. FORGED VERSION, SEE ABOVE.

ANCHOR SWIVEL



17-4 PH STAINLESS STEEL



ITEM	SIZE	A	B	C	D	E	F	G	BL	WT
	(for chain)								(lb)	(lb)
S0190-0008	1/4 - 5/16"	0.38"	0.65"	0.50"	0.81"	0.31"	1.90"	3.81"	8,500	0.96
S0190-0013	3/8 - 1/2"	0.59"	0.85"	0.67"	1.25"	0.50"	2.35"	5.50"	15,000	2.18
S0190-0020	1/2 - 3/4"	0.88"	1.52"	1.01"	1.53"	0.75"	3.64"	8.24"	25,000	9.39

NOTE:
HEAVY DUTY ANCHOR RODE SWIVEL. SLEEK DESIGN WITH SOLID SCREW PINS. SWIVEL SPINS 360 DEGREES. EQUIPPED WITH SOLID BRONZE THRUST WASHER. THREAD LOCKING LIQUID INCLUDED FOR CROSS PINS.

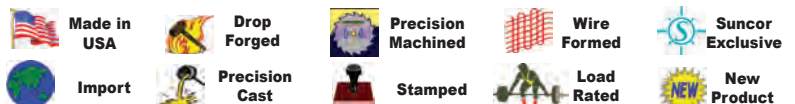
REPLACEMENT PINS

S0190-RP08	5/16"
S0190-RP13	1/2"
S0190-RP20	3/4"



ORDERS ONLY: 800-394-2222 (USA+CANADA)

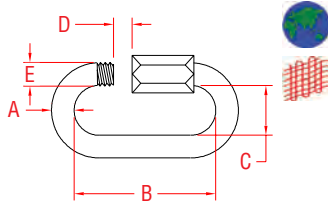
Key:



All logos, icons, images, measurements and descriptions are the sole property of Suncor Stainless, Inc. © 2016 Suncor Stainless, Inc.

QUICK LINK

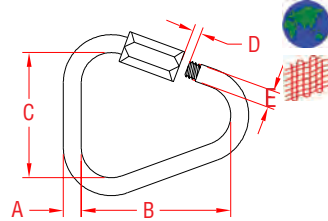
316 STAINLESS STEEL



ITEM	A	B	C	D	E	WLL	WT
	(size)					(lb)	(lb)
S0160-0003	1/8"	1.15"	0.43"	0.18"	0.21"	200	0.02
S0160-0004	5/32"	1.30"	0.45"	0.25"	0.24"	300	0.03
S0160-0005	3/16"	1.56"	0.53"	0.28"	0.29"	800	0.05
S0160-0006	1/4"	1.86"	0.58"	0.32"	0.35"	1,200	0.08
S0160-0007	9/32"	2.17"	0.67"	0.36"	0.39"	1,400	0.11
S0160-0008	5/16"	2.29"	0.70"	0.44"	0.44"	2,000	0.16
S0160-0009	23/64"	2.49"	0.85"	0.45"	0.49"	3,000	0.24
S0160-0010	3/8"	2.78"	0.78"	0.52"	0.52"	3,500	0.29
S0160-0012	1/2"	3.22"	1.00"	0.53"	0.60"	5,000	0.52
S0160-0014	9/16"	3.69"	1.05"	0.67"	0.69"	7,700	0.80
S0160-0016	5/8"	4.33"	1.20"	0.75"	0.76"	9,900	1.20
S0160-0018	23/32"	4.80"	1.29"	0.91"	0.88"	11,880	1.59

DELTA QUICK LINK

316 STAINLESS STEEL

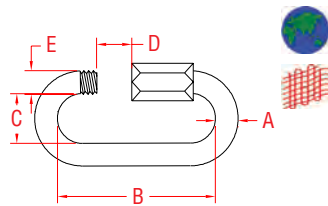


ITEM	A	B	C	D	E	WLL	WT
	(size)					(lb)	(lb)
S0160-DX03	1/8"	1.17"	0.93"	0.23"	0.21"	175	0.02
S0160-DX05	3/16"	1.53"	1.18"	0.23"	0.29"	400	0.05
S0160-DX06	1/4"	1.70"	1.37"	0.31"	0.35"	750	0.09
S0160-DX08	5/16"	2.25"	1.53"	0.42"	0.44"	1,400	0.20
S0160-DX10	3/8"	2.66"	1.83"	0.50"	0.52"	2,100	0.35
S0160-DX12	1/2"	3.26"	2.08"	0.56"	0.60"	3,200	0.57
S0160-DX14	9/16"	3.77"	2.26"	0.67"	0.69"	5,400	0.86
S0160-DX16	5/8"	4.21"	2.42"	0.75"	0.76"	7,000	1.19
S0160-DX18	23/32"	4.72"	2.62"	0.91"	0.88"	9,200	1.65

NOTE:
BULK ORDERS ON ALL OTHER TYPES AND SIZES OF QUICK LINKS ARE AVAILABLE ON SPECIAL ORDER.

LONG QUICK LINK

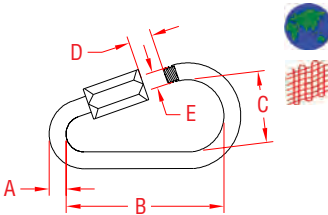
316 STAINLESS STEEL



ITEM	A	B	C	D	E	WLL	WT
	(size)					(lb)	(lb)
S0160-LA03	1/8"	1.31"	0.34"	0.34"	0.21"	200	0.02
S0160-LA04	5/32"	1.76"	0.46"	0.47"	0.24"	300	0.02
S0160-LA05	3/16"	2.05"	0.52"	0.52"	0.29"	880	0.06
S0160-LA06	1/4"	2.31"	0.58"	0.58"	0.35"	1,200	0.09
S0160-LA08	5/16"	2.83"	0.67"	0.67"	0.44"	2,100	0.20
S0160-LA09	3/8"	3.03"	0.75"	0.75"	0.49"	2,700	0.26
S0160-LA10	7/16"	3.38"	0.81"	0.81"	0.52"	3,500	0.35
S0160-LA12	1/2"	3.94"	0.92"	0.92"	0.60"	4,800	0.61
S0160-LA14	9/16"	4.50"	1.05"	1.05"	0.69"	6,800	0.95
S0160-LA16	5/8"	5.08"	1.16"	1.16"	0.76"	8,800	1.42
S0160-LA18	3/4"	5.53"	1.28"	1.28"	0.88"	10,800	1.99

PEAR QUICK LINK

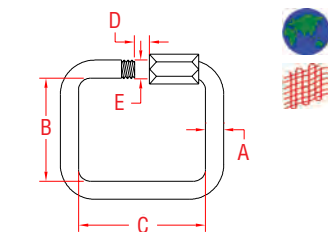
316 STAINLESS STEEL



ITEM	A	B	C	D	E	WLL	WT
	(size)					(lb)	(lb)
S0160-PR03	1/8"	1.79"	0.80"	0.34"	0.21"	200	0.03
S0160-PR04	5/32"	2.05"	0.95"	0.46"	0.24"	250	0.04
S0160-PR05	3/16"	2.35"	1.10"	0.46"	0.29"	575	0.07
S0160-PR06	1/4"	2.56"	1.20"	0.55"	0.35"	850	0.10
S0160-PR08	5/16"	3.37"	1.45"	0.66"	0.44"	1,450	0.22
S0160-PR09	23/64"	3.45"	1.59"	0.70"	0.49"	1,600	0.28
S0160-PR10	3/8"	3.78"	1.72"	0.77"	0.52"	1,850	0.42
S0160-PR12	1/2"	4.47"	2.12"	0.88"	0.60"	3,300	0.68
S0160-PR14	9/16"	5.14"	2.26"	1.05"	0.69"	4,600	0.99
S0160-PR16	5/8"	5.74"	2.52"	1.17"	0.76"	5,900	1.30

SQUARE QUICK LINK

316 STAINLESS STEEL



ITEM	A	B	C	D	E	WLL	WT
	(size)					(lb)	(lb)
S0160-SQ03	1/8"	0.88"	1.08"	0.19"	0.21"	330	0.03
S0160-SQ04	5/32"	0.98"	1.23"	0.22"	0.24"	440	0.03
S0160-SQ05	3/16"	1.09"	1.47"	0.25"	0.29"	710	0.06
S0160-SQ06	1/4"	1.22"	1.69"	0.30"	0.35"	990	0.10
S0160-SQ07	9/32"	1.34"	1.95"	0.34"	0.39"	1,300	0.15
S0160-SQ08	5/16"	1.45"	2.17"	0.41"	0.44"	1,600	0.20
S0160-SQ09	3/8"	1.58"	2.36"	0.44"	0.49"	2,100	0.29
S0160-SQ10	7/16"	1.69"	2.70"	0.47"	0.52"	2,700	0.38
S0160-SQ12	1/2"	1.97"	3.08"	0.59"	0.60"	3,800	0.63
S0160-SQ14	9/16"	2.25"	3.50"	0.67"	0.69"	5,400	0.99
S0160-SQ16	5/8"	2.52"	4.06"	0.75"	0.76"	6,900	1.54

LIMITED LIFETIME WARRANTY

SUNCOR STAINLESS®


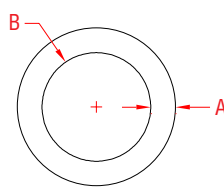
TEL 508-732-9191 • FAX 508-732-9798 • ORDERS ONLY 800-394-2222

www.suncorstainless.com

ROUND RING



316 STAINLESS STEEL




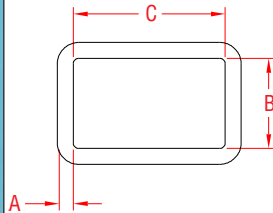
ITEM	A	B	WLL	WT	ITEM	A	B	WLL	WT
			(lb)	(lb)				(lb)	(lb)
S0139-0320	1/8"	3/4"	125	0.01	S0139-0840	5/16"	1-1/2"	750	0.14
S0139-0325	1/8"	1"	125	0.01	S0139-0845	5/16"	1-3/4"	700	0.15
S0139-0425	5/32"	1"	300	0.03	S0139-0850	5/16"	2"	600	0.16
S0139-0430	5/32"	1-1/4"	280	0.03	S0139-0865	5/16"	2-1/2"	500	0.20
S0139-0440	5/32"	1-1/2"	250	0.03	S0139-1050	3/8"	2"	1,100	0.26
S0139-0525	3/16"	1"	500	0.04	S0139-1065	3/8"	2-1/2"	1,000	0.33
S0139-0530	3/16"	1-1/4"	300	0.05	S0139-1080	3/8"	3-1/4"	800	0.39
S0139-0540	3/16"	1-1/2"	300	0.06	S0139-1210	1/2"	4"	1,600	0.63
S0139-0550	3/16"	2"	250	0.05	S0139-1260	1/2"	2-3/8"	1,400	0.45
S0139-0625	1/4"	1"	600	0.05	S0139-1265	1/2"	2-1/2"	1,350	0.48
S0139-0630	1/4"	1-1/4"	500	0.06	S0139-1280	1/2"	3-1/4"	1,200	0.56
S0139-0640	1/4"	1-1/2"	400	0.08					
S0139-0650	1/4"	2"	350	0.10					

NOTE: SPECIAL BULK ORDERS ON OTHER SIZES ARE AVAILABLE.

RECTANGULAR LINK



316 STAINLESS STEEL




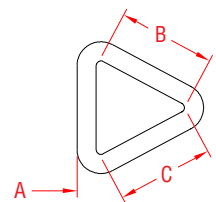
ITEM	A	B	C	WLL	WT
	(size)			(lb)	(lb)
S0139-R525	3/16"	0.50"	1.00"	600	0.03
S0139-R550	3/16"	0.50"	2.00"	550	0.05
S0139-R650	1/4"	1.00"	2.00"	800	0.08
S0139-R865	5/16"	1.50"	2.50"	1,200	0.19
S0139-R875	5/16"	1.50"	3.00"	1,100	0.22

NOTE: WORKING LOADS ARE BASED ON "C" LENGTH BEING USED IN FULL BY WEBBING, AND NOT UNDER POINT OR SHOCK LOAD.

TRIANGLE LOOP



316 STAINLESS STEEL



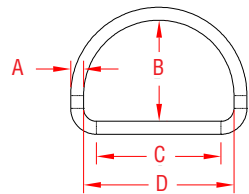
ITEM	A	B	C	WLL	WT
	(size)			(lb)	(lb)
S0139-T525	3/16"	1.00"	1.00"	500	0.03
S0139-T650	1/4"	2.00"	2.00"	750	0.10

NOTE: SEE WEBBING HARDWARE ON PAGE 99.

"D" RING



316 STAINLESS STEEL



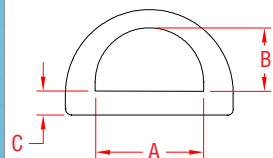
ITEM	A	B	C	D	WLL	WT
	(size)				(lb)	(lb)
S0139-X325	1/8"	0.88"	1.00"	1.25"	100	0.01
S0139-X525	3/16"	1.06"	1.00"	1.38"	300	0.04
S0139-X540	3/16"	1.31"	1.50"	1.88"	300	0.05
S0139-X625	1/4"	1.25"	1.00"	1.50"	500	0.06
S0139-X640	1/4"	1.50"	1.50"	2.00"	500	0.08
S0139-X650	1/4"	1.75"	2.00"	2.50"	500	0.10
S0139-X850	5/16"	1.94"	2.00"	2.62"	800	0.18
S0139-X865	5/16"	2.19"	2.50"	3.12"	800	0.22
S0139-X875	5/16"	2.44"	3.00"	3.62"	800	0.24

NOTE: WORKING LOADS ARE BASED ON "C" LENGTH BEING USED IN FULL BY WEBBING, AND NOT UNDER POINT OR SHOCK LOAD.

HEAVY DUTY FORGED "D" RING



316 STAINLESS STEEL



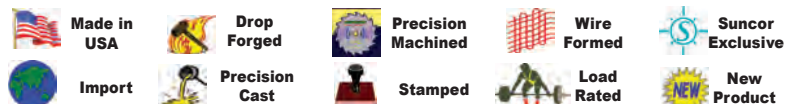
ITEM	A	B	C	WLL	WT
	(size)			(lb)	(lb)
S0222-F025	1"	0.65"	0.23"	1,200	0.06
S0222-F038	1-1/2"	0.87"	0.31"	2,000	0.13
S0222-F050	2"	1.10"	0.37"	4,000	0.24

NOTE: WORKING LOAD IS BASED ON "A" LENGTH BEING USED IN FULL BY WEBBING, AND NOT UNDER POINT OR SHOCK LOAD.



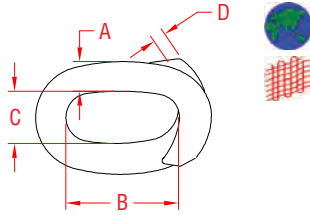
ORDERS ONLY: 800-394-2222 (USA+CANADA)

Key:



LAP LINK

316 STAINLESS STEEL

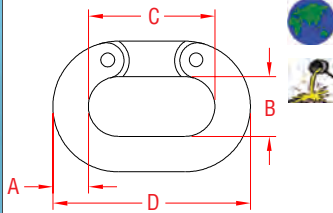


ITEM	A	B	C	D	WLL	WT
	(size)				(lb)	(lb)
S0465-0005	3/16"	0.95"	0.58"	0.39"	300	0.04
S0465-0007	1/4"	1.25"	0.63"	0.50"	400	0.10
S0465-0008	5/16"	1.50"	0.70"	0.60"	700	0.15

NOTE:
SPECIAL BULK ORDERS ON OTHER SIZES ARE AVAILABLE.

CAST CONNECTING LINK

316 STAINLESS STEEL

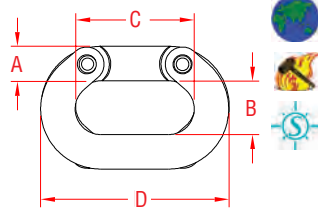


ITEM	A	B	C	D	WLL	WT
	(size)				(lb)	(lb)
S0460-0005	3/16"	0.35"	0.70"	1.09"	400	0.03
S0460-0006	1/4"	0.43"	0.84"	1.30"	600	0.04
S0460-0008	5/16"	0.48"	0.95"	1.60"	1,000	0.09
S0460-0010	3/8"	0.60"	1.15"	1.87"	1,500	0.14
S0460-0013	1/2"	0.75"	1.45"	2.43"	2,000	0.28
S0460-0016	5/8"	0.95"	1.90"	3.15"	4,000	0.57

NOTE:
DO NOT USE WITHOUT RIVETING PINS SECURELY.

FORGED CONNECTING LINK

316-NM STAINLESS STEEL

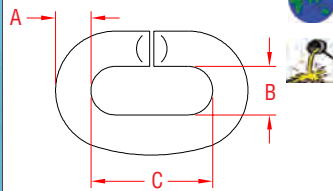


ITEM	A	B	C	D	WLL	WT
	(size)				(lb)	(lb)
S0660-0007	1/4"	0.42"	0.87"	1.50"	1,400	0.07
S0660-0008	5/16"	0.50"	1.00"	1.75"	2,000	0.12
S0660-0010	3/8"	0.57"	1.12"	2.12"	2,800	0.18

NOTE:
SIZE IS PERMANENTLY FORGED INTO EACH PART DURING PRODUCTION.
WLL ARE 25% OF BREAKING LOAD.
DO NOT USE WITHOUT RIVETING PINS SECURELY.

"C" CONNECT LINK

316 STAINLESS STEEL

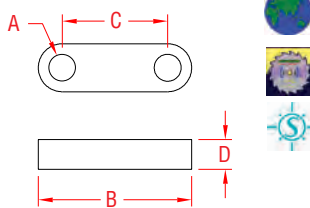


ITEM	A	B	C	WLL	WT
	(size)			(lb)	(lb)
S0165-0005	3/16"	0.31"	0.75"	160	0.03
S0165-0006	1/4"	0.37"	0.87"	300	0.04
S0165-0008	5/16"	0.43"	1.25"	400	0.09
S0165-0010	3/8"	0.56"	1.50"	500	0.18
S0165-0013	1/2"	0.75"	2.00"	700	0.38
S0165-0016	5/8"	0.87"	2.50"	1,200	0.70
S0165-0020	3/4"	1.12"	3.00"	2,000	1.10

NOTE:
QUICK CONNECT AND DISCONNECT ARE ACHIEVED
BY TURNING LINKS 90 DEGREES TO EACH OTHER.
SOLD INDIVIDUALLY.

UNIVERSAL LINK

316 STAINLESS STEEL



ITEM	SIZE	A	B	C	D	WT
						(lb)
S0100-0007	1/4"	0.28"	1.61"	1.11"	0.31"	0.05
S0100-0008	5/16"	0.31"	1.87"	1.22"	0.34"	0.08
S0100-0010	3/8"	0.40"	2.12"	1.38"	0.46"	0.14
S0100-0013	1/2"	0.50"	2.71"	1.71"	0.50"	0.27

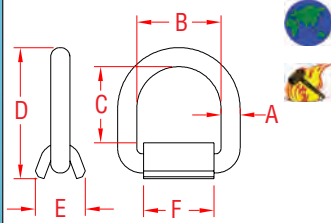
NOTE:
DESIGNED FOR LINKING COMPONENTS WITH
MATCHING PIN DIAMETERS. EASILY CONNECT JAWS,
SHACKLES, TOGGLES, YOKE ENDS, ETC. THIS
UNIVERSAL LINK IS A SIMPLE, YET VERSATILE
RIGGING SOLUTION.



**LIMITED LIFETIME
WARRANTY**

LASHING RING - "WELD-ON"

316 STAINLESS STEEL



ITEM	A	B	C	D	E	F	WLL	WT
	(size)						(lb)	(lb)
S3722-0013	1/2"	2.35"	2.12"	3.65"	1.38"	1.96"	*3,000	1.00
S3722-0016	5/8"	2.94"	2.55"	4.48"	1.75"	2.56"	*4,500	2.18
S3722-0020	3/4"	2.98"	2.58"	4.63"	1.89"	2.56"	*6,500	2.53
S3722-0025	1"	3.00"	2.52"	5.14"	2.14"	2.56"	*8,500	4.47

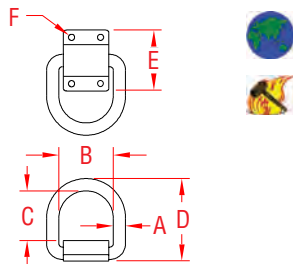
NOTE: HEAVY DUTY LASHING RING IS DESIGNED FOR DEMANDING TIE-DOWN APPLICATIONS. "D" RING IS FORGED 316 STAINLESS STEEL AND FOLDS FLUSH WHEN NOT IN USE. FEATURES WELD-ON MOUNTING PLATE. IDEAL FOR CARGO APPLICATIONS SUCH AS OVERSEAS CONTAINER SHIPMENTS OR LONG DISTANCE HAULING IN EXPOSED ELEMENTS.

*WORKING LOAD LIMIT DEPENDS ON THE QUALITY OF THE WELD ATTACHING THE BASE.

FORGED

LASHING RING - "BOLT-ON"

316 STAINLESS STEEL



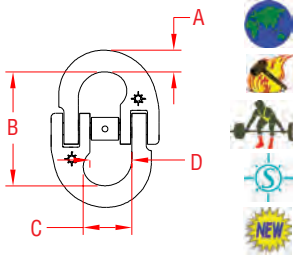
ITEM	A	B	C	D	E	F	BOLT	WLL	WT
	(size)						(diameter)	(lb)	(lb)
S3723-0013	1/2"	2.35"	2.14"	3.56"	2.63"	0.34"	5/16"	3,000	1.18
S3723-0016	5/8"	2.94"	2.61"	4.42"	2.75"	0.41"	3/8"	4,500	2.25
S3723-0020	3/4"	2.98"	2.58"	4.56"	3.19"	0.41"	3/8"	6,500	3.00
S3723-0025	1"	3.00"	2.52"	5.17"	4.25"	0.53"	1/2"	8,500	5.18

NOTE: HEAVY DUTY LASHING RING IS DESIGNED FOR DEMANDING TIE-DOWN APPLICATIONS. "D" RING IS FORGED 316 STAINLESS STEEL AND FOLDS FLUSH WHEN NOT IN USE. FEATURES BOLT-ON MOUNTING PLATE. IDEAL FOR CARGO APPLICATIONS SUCH AS OVERSEAS CONTAINER SHIPMENTS OR LONG DISTANCE HAULING IN EXPOSED ELEMENTS.

FORGED

HAMMERLOCK LINK

316-NM STAINLESS STEEL

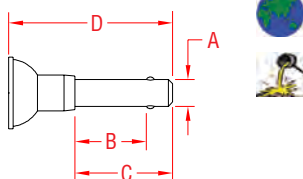


ITEM	SIZE	A	B	C	D	WLL	WT
						(lb)	(lb)
S0655-0005	3/16"	0.30"	1.44"	0.55"	0.48"	1,100	0.15
S0655-0007	1/4"	0.35"	1.88"	0.77"	0.67"	2,200	0.27
S0655-0008	5/16"	0.42"	2.16"	0.73"	0.66"	2,700	0.36
S0655-0010	3/8"	0.53"	2.80"	1.19"	1.03"	4,400	0.81
S0655-0013	1/2"	0.65"	3.48"	1.35"	1.16"	7,300	1.80
S0655-0016	5/8"	0.86"	4.01"	1.72"	1.53"	11,000	3.80
REPLACEMENT PIN SET - INCLUDES PIN, BUSHING AND ROLL PIN							
S0655-KT05	3/16"						0.02
S0655-KT07	1/4"						0.03
S0655-KT08	5/16"						0.04
S0655-KT10	3/8"						0.09
S0655-KT13	1/2"						0.18
S0655-KT16	5/8"						0.30



"QUICK LOCK" PIN

316 STAINLESS STEEL



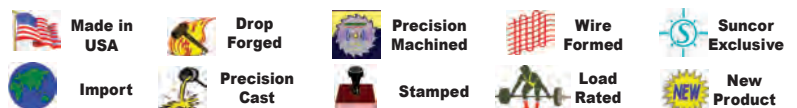
ITEM	A	B	C	D	WLL	WT
	(size)				(lb)	(lb)
S0375-0515	3/16"	1/2"	0.75"	1.50"	2,575	0.02
S0375-0520	3/16"	3/4"	1.00"	1.75"	2,575	0.03
S0375-0525	3/16"	1"	1.25"	2.00"	2,575	0.03
S0375-0540	3/16"	1-1/2"	1.75"	2.50"	2,575	0.04
S0375-0550	3/16"	2"	2.25"	3.00"	2,575	0.04
S0375-0715	1/4"	1/2"	0.75"	1.50"	4,600	0.04
S0375-0725	1/4"	1"	1.25"	2.00"	4,600	0.04
S0375-0740	1/4"	1-1/2"	1.75"	2.50"	4,600	0.05
S0375-0750	1/4"	2"	2.25"	3.00"	4,600	0.05
S0375-0820	5/16"	3/4"	1.00"	1.75"	7,200	0.05
S0375-0825	5/16"	1"	1.25"	2.00"	7,200	0.06
S0375-0840	5/16"	1-1/2"	1.75"	2.50"	7,200	0.08
S0375-0850	5/16"	2"	2.25"	3.00"	7,200	0.10
S0375-0865	5/16"	2-1/2"	2.75"	3.50"	7,200	0.12
S0375-1025	3/8"	1"	1.38"	2.20"	10,300	0.08
S0375-1040	3/8"	1-1/2"	1.88"	2.70"	10,300	0.10
S0375-1050	3/8"	2"	2.38"	3.20"	10,300	0.12
S0375-1065	3/8"	2-1/2"	2.88"	3.70"	10,300	0.14

CAUTION: ALL "QUICK" & "QUICKLOCK" PIN WORKING LOADS ARE CALCULATED IN DOUBLE SHEAR AND NOT AS PULL OUT FORCE, WHICH IS UNRATED.



ORDERS ONLY: 800-394-2222 (USA+CANADA)

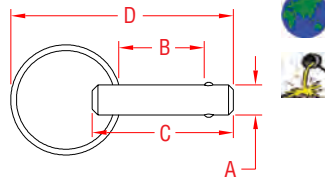
Key:



All logos, icons, images, measurements and descriptions are the sole property of Suncor Stainless, Inc. © 2016 Suncor Stainless, Inc.

"QUICK" PIN

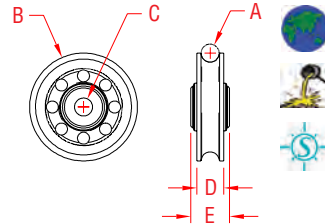
316 STAINLESS STEEL



ITEM	A	B	C	D	WLL (lb)	WT (lb)
S0370-0515	3/16"	1/2"	1.00"	2.00"	2,575	0.01
S0370-0525	3/16"	1"	1.50"	2.50"	2,575	0.01
S0370-0540	3/16"	1-1/2"	2.00"	3.00"	2,575	0.02
S0370-0550	3/16"	2"	2.50"	3.50"	2,575	0.02
S0370-0715	1/4"	1/2"	1.00"	2.00"	4,600	0.02
S0370-0725	1/4"	1"	1.50"	2.50"	4,600	0.03
S0370-0740	1/4"	1-1/2"	2.00"	3.00"	4,600	0.03
S0370-0750	1/4"	2"	2.50"	3.50"	4,600	0.04
S0370-0825	5/16"	1"	1.50"	2.50"	7,200	0.04
S0370-0840	5/16"	1-1/2"	2.00"	3.00"	7,200	0.05
S0370-0850	5/16"	2"	2.50"	3.50"	7,200	0.05
S0370-1025	3/8"	1"	1.50"	2.50"	10,300	0.08
S0370-1040	3/8"	1-1/2"	2.00"	3.00"	10,300	0.10
S0370-1050	3/8"	2"	2.50"	3.50"	10,300	0.12
S0370-1065	3/8"	2-1/2"	3.00"	4.00"	10,300	0.14

ROPE SHEAVE (BUSH)

316 STAINLESS STEEL



ITEM	A (rope size)	B (overall)	C (bore)	D (rim width)	E (width)*	WLL (lb)	WT (lb)
S0410-0707	1/4"	1.25"	1/4"	0.38"	0.53"	400	0.09
S0410-0807	5/16"	1.75"	1/4"	0.44"	0.65"	600	0.18
S0410-0808	5/16"	1.75"	5/16"	0.44"	0.65"	600	0.18
S0410-0810	5/16"	1.75"	3/8"	0.44"	0.65"	600	0.18
S0410-1010	3/8"	2.25"	3/8"	0.56"	0.82"	1,000	0.34
S0410-1013	3/8"	2.25"	1/2"	0.56"	0.82"	1,000	0.34
S0410-1207	7/16"	3.25"	1/4"	0.72"	0.94"	1,500	0.84
S0410-1210	7/16"	3.25"	3/8"	0.72"	0.94"	1,500	0.84
S0410-1313	1/2"	3.25"	1/2"	0.72"	0.94"	1,500	0.84
S0410-1320	1/2"	3.25"	3/4"	0.72"	0.94"	1,500	0.84
S0410-1410	9/16"	4.25"	3/8"	0.94"	1.13"	3,000	1.70
S0410-1413	9/16"	4.25"	1/2"	0.94"	1.13"	3,000	1.68
S0410-1613	5/8"	4.25"	1/2"	0.94"	1.13"	3,000	1.58
S0410-1616	5/8"	4.25"	5/8"	0.94"	1.13"	3,000	1.55
S0410-2013	3/4"	5.25"	1/2"	1.13"	1.38"	5,000	2.67
S0410-2016	3/4"	5.25"	5/8"	1.13"	1.38"	5,000	2.65
S0410-2513	1"	6.25"	1/2"	1.38"	1.63"	8,000	4.84
S0410-2520	1"	6.25"	3/4"	1.38"	1.63"	8,000	4.82

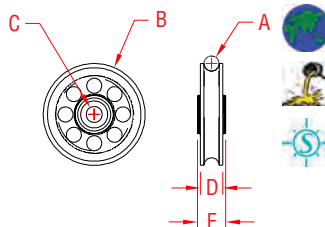
NOTE:
FOR FIBROUS ROPE; FITTED WITH BRONZE BUSH,
BORE CAN BE CUSTOMIZED.

* HUB OF STAINLESS SHEAVE IS APPROXIMATELY 1/16"-1/8"
NARROWER THAN HUB WIDTH OF BUSH GIVEN.



ROPE SHEAVE (BEARINGS)

316 STAINLESS STEEL



ITEM	A (rope size)	B (overall)	C (bore)	D (rim width)	E (width)*	WLL (lb)	WT (lb)
S0411-0707	1/4"	1.25"	1/4"	0.38"	0.53"	300	0.08
S0411-1010	3/8"	2.25"	3/8"	0.56"	0.81"	1,000	0.27
S0411-1313	1/2"	3.25"	1/2"	0.72"	0.94"	1,200	0.60
S0411-1616	5/8"	4.25"	5/8"	0.94"	1.07"	2,500	1.38

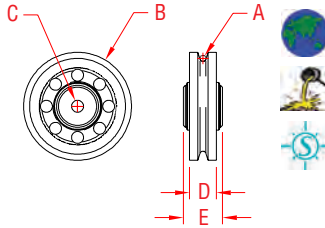
NOTE:
FOR FIBROUS ROPE; FITTED WITH TWO HIGH QUALITY,
SHIELDED, STAINLESS STEEL BEARINGS.

* HUB OF STAINLESS SHEAVE IS APPROXIMATELY 1/8"
NARROWER THAN HUB WIDTH OF BEARING GIVEN.



WIRE ROPE SHEAVE (BUSH)

316 STAINLESS STEEL



ITEM	A (wire size)	B (overall)	C (bore)	D (rim width)	E (width)*	WLL (lb)	WT (lb)
S0412-0307	3/32"+1/8"	2.25"	1/4"	0.56"	0.82"	1,000	0.41
S0412-0310	3/32"+1/8"	2.25"	3/8"	0.56"	0.82"	1,000	0.39
S0412-0510	3/16"	3.25"	3/8"	0.72"	0.94"	1,500	0.91
S0412-0513	3/16"	3.25"	1/2"	0.72"	0.94"	1,500	0.89
S0412-0713	1/4"	4.25"	1/2"	0.94"	1.13"	3,000	1.67
S0412-0716	1/4"	4.25"	5/8"	0.94"	1.13"	3,000	1.70
S0412-0813	5/16"	5.25"	1/2"	1.13"	1.38"	5,000	3.00
S0412-0816	5/16"	5.25"	5/8"	1.13"	1.38"	5,000	2.97
S0412-1013	3/8"	6.25"	1/2"	1.38"	1.63"	8,000	5.79
S0412-1020	3/8"	6.25"	3/4"	1.38"	1.63"	8,000	5.59

NOTE: FOR WIRE ROPE; FITTED WITH BRONZE BUSH, BORE CAN
BE CUSTOMIZED. * HUB OF STAINLESS SHEAVE IS APPROXIMATELY
1/8" NARROWER THAN HUB WIDTH OF BEARING GIVEN.



**LIMITED LIFETIME
WARRANTY**

SUNCOR STAINLESS

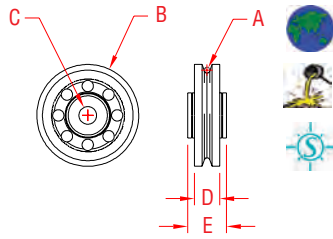
TEL 508-732-9191 • FAX 508-732-9798 • ORDERS ONLY 800-394-2222

www.suncorstainless.com

WIRE ROPE SHEAVE (BEARINGS)



316 STAINLESS STEEL



ITEM	A (wire size)	B (overall)	C (bore)	D (rim width)	E (width)*	WLL (lb)	WT (lb)
S0413-0307	3/32"+1/8"	2.25"	3/8"	0.56"	0.81"	1,000	0.36
S0413-0513	3/16"	3.25"	1/2"	0.72"	0.94"	1,200	0.82
S0413-0713	1/4"	4.25"	1/2"	0.94"	1.07"	1,200	1.50
S0413-0816	5/16"	5.25"	3/4"	1.13"	1.41"	3,800	2.63
S0413-1020	3/8"	6.25"	3/4"	1.38"	1.70"	3,800	5.20

NOTE:
FOR WIRE ROPE; FITTED WITH TWO HIGH QUALITY, SHIELDED, STAINLESS STEEL BEARINGS.

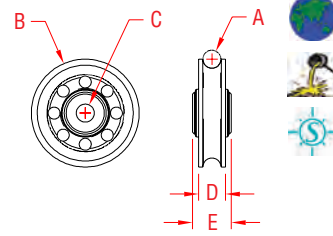
* HUB OF STAINLESS SHEAVE IS APPROXIMATELY 1/8" NARROWER THAN HUB WIDTH OF BEARING GIVEN.



ROPE SHEAVE (BUSH)



304 STAINLESS STEEL



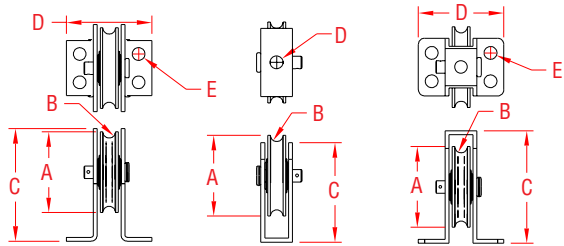
ITEM	A (rope size)	B (overall)	C (bore)	D (rim width)	E (width)*	WLL (lb)	WT (lb)
S0400-0025	1/4"	1.00"	1/4"	0.59"	0.59"	0.08	
S0400-0032	5/16"	1.25"	3/8"	0.57"	0.61"	0.12	
S0400-0050	3/8"	2.00"	3/8"	0.78"	0.81"	0.26	

NOTE:
FOR FIBROUS ROPE; FITTED WITH BRONZE BUSH, BORE CAN BE CUSTOMIZED.

* HUB OF STAINLESS SHEAVE IS APPROXIMATELY 1/8" NARROWER THAN HUB WIDTH OF BEARING GIVEN.

SURFACE MOUNT BLOCKS

304/316 STAINLESS STEEL




ITEM	A (size)	B (fits)	C	D	E	WLL (lb)	WT (lb)
ROPE - S0410 SERIES SHEAVE							
S0420-0050-R	2"	3/8"	2.75"	2.25"	3/16"	1,000	1.02
S0420-0075-R	3"	1/2"	4.00"	2.75"	1/4"	2,000	1.33
S0420-0100-R	4"	5/8"	5.25"	3.25"	3/8"	3,000	2.54
WIRE - S0412 SERIES SHEAVE							
S0420-0050-W	2"	3/32" + 1/8"	2.75"	2.25"	3/16"	1,000	1.02
S0420-0075-W	3"	3/16"	4.00"	2.75"	1/4"	2,000	1.33
S0420-0100-W	4"	1/4"	5.25"	3.25"	3/8"	3,000	2.54
ROPE - S0410 SERIES SHEAVE							
S0421-0050-R	2"	3/8"	3.00"	3/16"	N/A	1,000	1.05
S0421-0075-R	3"	1/2"	4.25"	1/4"	N/A	2,000	1.40
S0421-0100-R	4"	5/8"	5.50"	3/8"	N/A	3,000	2.65
WIRE - S0412 SERIES SHEAVE							
S0421-0050-W	2"	3/32" + 1/8"	3.00"	3/16"	N/A	1,000	1.05
S0421-0075-W	3"	3/16"	4.25"	1/4"	N/A	2,000	1.40
S0421-0100-W	4"	1/4"	5.50"	3/8"	N/A	3,000	2.65
ROPE - S0410 SERIES SHEAVE							
S0422-0050-R	2"	3/8"	3.50"	2.25"	3/16"	1,000	1.11
S0422-0075-R	3"	1/2"	5.00"	2.75"	1/4"	2,000	1.58
S0422-0100-R	4"	5/8"	6.50"	3.25"	3/8"	3,000	2.87
WIRE - S0412 SERIES SHEAVE							
S0422-0050-W	2"	3/32" + 1/8"	3.50"	2.25"	3/16"	1,000	1.11
S0422-0075-W	3"	3/16"	5.00"	2.75"	1/4"	2,000	1.58
S0422-0100-W	4"	1/4"	6.50"	3.25"	3/8"	3,000	2.87

NOTE:
SHEAVE IS PRECISION CAST AND FITTED WITH BRONZE BUSH. REMOVABLE SHEAVE.

REFERENCE "FASTENER MATCHING CHART" (PAGE 156) FOR COMPATIBLE FASTENERS.

PULLEY BLOCK

304 STAINLESS STEEL



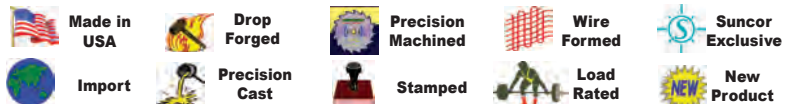
ITEM	SIZE (sheave)	PIN	LENGTH	WLL (lb)	WT (lb)
WITH BRACKET					
S0405-BR25	1"	0.19"	2.24"	400	0.07
WITH FIXED PIN					
S0405-FP25	1"	0.31"	1.78"	400	0.07
WITH REMOVABLE PIN					
S0405-RP25	1"	0.19"	1.78"	400	0.07

NOTE:
PLASTIC SHEAVE WITH STAINLESS BODY, UP TO 1/4" ROPE.



ORDERS ONLY: 800-394-2222 (USA+CANADA)

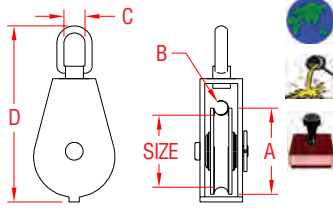
Key:



All logos, icons, images, measurements and descriptions are the sole property of Suncor Stainless, Inc. © 2016 Suncor Stainless, Inc.

SWIVEL BLOCK

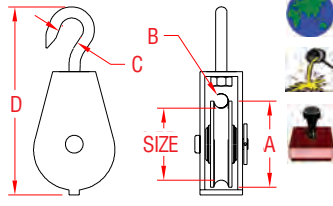
304 STAINLESS STEEL



ITEM	SHEAVE	A	B	C	D	WLL	WT	
(size)						(lb)	(lb)	
S0401-0025	5/8"	S0400-0025	1"	1/4"	0.61"	3.28"	400	0.31
S0401-0032	7/8"	S0400-0032	1.5"	5/16"	0.63"	3.85"	600	0.42
S0401-0050	1-3/8"	S0400-0050	2"	3/8"	0.82"	5.00"	1,000	0.80

SWIVEL BLOCK W/ HOOK

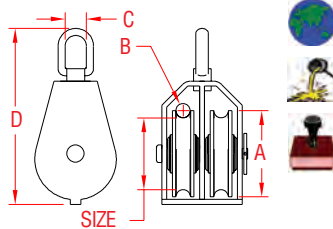

304 STAINLESS STEEL



ITEM	SHEAVE	A	B	C	D	WLL	WT	
(size)						(lb)	(lb)	
S0401-H050	1-3/8"	S0400-0050	2"	3/8"	0.56"	5.40"	750	0.80

TWIN SWIVEL BLOCK

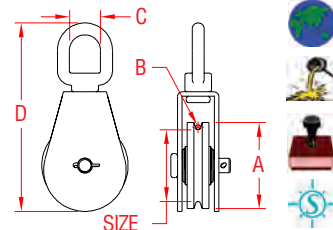

304 STAINLESS STEEL



ITEM	SHEAVE	A	B	C	D	WLL	WT	
(size)						(lb)	(lb)	
FIXED SHEAVES								
S0402-0025	5/8"	S0400-0025	1"	1/4"	0.58"	3.28"	400	0.46
S0402-0032	7/8"	S0400-0032	1.25"	5/16"	0.63"	3.75"	600	0.62
REMOVABLE SHEAVES								
S0402-0050	1-3/8"	S0400-0050	2"	3/8"	0.82"	5.00"	1,000	1.29
NOTE: SUPPLIED WITH 304 STAINLESS SHEAVES.								

SWIVEL BLOCK

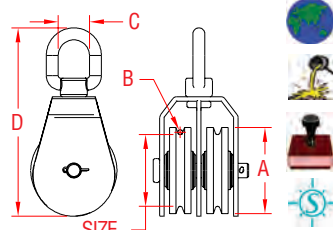

304/316 STAINLESS STEEL



ITEM	SHEAVE	A	B	C	D	WLL	WT	
(size)						(lb)	(lb)	
S0403-0025	1"	S0410-0706	1.25"	1/4"	0.58"	3.28"	400	0.33
S0403-0038	1-1/2"	S0410-0808	1.75"	5/16"	0.63"	3.72"	600	0.50
S0403-0050	2"	S0410-1010	2.25"	3/8"	0.82"	5.00"	1,000	0.92
ALSO AVAILABLE: SWIVEL BLOCK W/ WIRE ROPE SHEAVE.								
S0403-0050-W	2"	S0412-0310	2.25"	3/32"+1/8"	0.82"	5.00"	1,000	0.97
NOTE: SUPPLIED WITH REMOVABLE 316 STAINLESS SHEAVE.								

TWIN SWIVEL BLOCK

304/316 STAINLESS STEEL

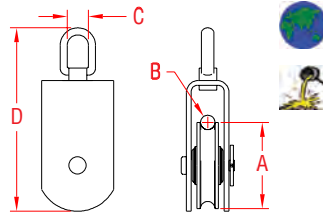


ITEM	SHEAVE	A	B	C	D	WLL	WT	
(size)						(lb)	(lb)	
S0404-0025	1"	S0410-0706	1.25"	1/4"	0.58"	3.28"	400	0.50
S0404-0038	1-1/2"	S0410-0808	1.75"	5/16"	0.63"	3.72"	600	0.78
S0404-0050	2"	S0410-1010	2.25"	3/8"	0.82"	5.00"	1,000	1.53
NOTE: SUPPLIED WITH REMOVABLE 316 STAINLESS SHEAVES.								

LIMITED LIFETIME WARRANTY

SQUARE SWIVEL EYE BLOCK

304/316 STAINLESS STEEL



ITEM	A	SHEAVE	B	C	D	WLL	WT
ROPE (size)						(lb)	(lb)
S0426-0050	2"	S0400-0050	3/8"	0.82"	5.00"	1,000	1.75
S0426-0075	3"	S0400-0075	1/2"	0.97"	6.75"	1,400	2.10
S0426-0100	4"	S0400-0100	5/8"	0.97"	8.00"	2,000	3.34
WIRE							
S0426-0050-R	2"	S0410-1010	3/8"	0.82"	5.00"	1,000	1.75
S0426-0075-R	3"	S0410-1313	1/2"	0.97"	6.75"	1,400	2.10
S0426-0100-R	4"	S0410-1616	5/8"	0.97"	8.00"	2,000	3.34
NOTE: SUPPLIED WITH REMOVABLE 316 OR 304 STAINLESS SHEAVE. EYE IS NOT REMOVABLE.							

SWIVEL EYE BLOCK


304/316 STAINLESS STEEL



ITEM	SHEAVE	FITS	EYE	LENGTH	WLL	WT	
ROPE (size)						(lb)	(lb)
S0423-E075	3"	S0400-0075	1/2"	0.95"	10.00"	1,400	2.22
S0423-E100	4"	S0400-0100	5/8"	0.95"	12.50"	2,000	4.08
S0423-E125	5"	S0400-0125	3/4"	1.25"	14.00"	3,000	5.38
WIRE							
S0423-E075-R	3"	S0410-1313	1/2"	0.95"	10.00"	1,400	2.22
S0423-E100-R	4"	S0410-1616	5/8"	0.95"	12.50"	2,000	4.08
S0423-E125-R	5"	S0410-2016	3/4"	1.25"	14.00"	3,000	5.38
NOTE: SUPPLIED WITH REMOVABLE 316 OR 304 STAINLESS SHEAVE. EYE IS NOT REMOVABLE. WORKING LOAD LIMIT DOES NOT APPLY TO THE BECKET.							

TWIN SWIVEL EYE BLOCK

304/316 STAINLESS STEEL



ITEM	SHEAVE	FITS	EYE	LENGTH	WLL	WT	
ROPE (size)						(lb)	(lb)
S0424-E075	3"	S0400-0075	1/2"	0.95"	10.00"	1,400	3.46
S0424-E100	4"	S0400-0100	5/8"	0.95"	12.50"	2,000	5.25
S0424-E125	5"	S0400-0125	3/4"	1.25"	14.00"	3,000	6.50
WIRE							
S0424-E075-R	3"	S0410-1313	1/2"	0.95"	10.00"	1,400	3.46
S0424-E100-R	4"	S0410-1616	5/8"	0.95"	12.50"	2,000	5.25
S0424-E125-R	5"	S0410-2016	3/4"	1.25"	14.00"	3,000	6.50
NOTE: SUPPLIED WITH 2 REMOVABLE 316 OR 304 STAINLESS SHEAVES. EYE IS NOT REMOVABLE. WORKING LOAD LIMIT DOES NOT APPLY TO THE BECKET.							

SEINE BLOCK WITH EYE

316 STAINLESS STEEL



ITEM	SHEAVE	FITS	EYE	LENGTH	WLL	WT	
ROPE (size)						(lb)	(lb)
S0427-0075	3"	S0400-0075	1/2"	0.94"	8.75"	1,500	3.12
S0427-0100	4"	S0400-0100	5/8"	0.94"	9.75"	2,500	5.92
S0427-0075-R	3"	S0410-1313	1/2"	0.94"	8.75"	1,500	3.12
S0427-0100-R	4"	S0410-1616	5/8"	0.94"	9.75"	2,500	5.92
WIRE							
S0427-0075-W	3"	S0412-0513	3/16"	0.94"	8.75"	1,500	3.12
S0427-0100-W	4"	S0412-0716	1/4"	0.94"	9.75"	2,500	5.92
NOTE: SUPPLIED WITH REMOVABLE 316 OR 304 STAINLESS SHEAVE. EYE IS NOT REMOVABLE.							

SEINE BLOCK WITH HOOK

316 STAINLESS STEEL

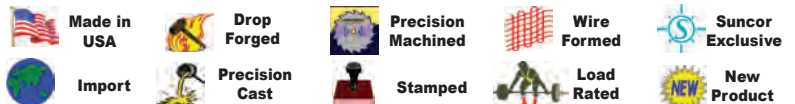


ITEM	SHEAVE	FITS	HOOK	LENGTH	WLL	WT	
ROPE (size)						(lb)	(lb)
S0427-H075	3"	S0400-0075	1/2"	0.71"	9.50"	1,500	3.44
S0427-H100	4"	S0400-0100	5/8"	1.26"	12.00"	2,500	6.58
S0427-H075-R	3"	S0410-1313	1/2"	0.71"	9.50"	1,500	3.44
S0427-H100-R	4"	S0410-1616	5/8"	1.26"	12.00"	2,500	6.58
WIRE							
S0427-H075-W	3"	S0412-0513	3/16"	0.71"	9.50"	1,500	3.44
S0427-H100-W	4"	S0412-0716	1/4"	1.26"	12.00"	2,500	6.58
NOTE: SUPPLIED WITH REMOVABLE 316 OR 304 STAINLESS SHEAVE. HOOK IS NOT REMOVABLE.							



ORDERS ONLY: 800-394-2222 (USA+CANADA)

Key:




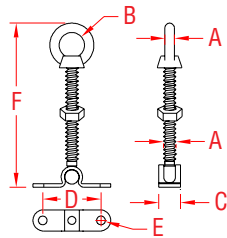
All logos, icons, images, measurements and descriptions are the sole property of Suncor Stainless, Inc. © 2016 Suncor Stainless, Inc.

SNATCH BLOCK 316 STAINLESS STEEL



ITEM	(size)	SHEAVE	FITS	EYE	LENGTH	WLL	WT
						(lb)	(lb)
ROPE							
S0428-0075-R	3"	S0411-1313	1/2"	0.78"	9.00"	2,000	2.84
S0428-0100-R	4"	S0411-1616	5/8"	0.95"	11.00"	3,000	5.60
S0428-0125-R	5"	S0411-2013	3/4"	1.06"	13.25"	4,000	8.14
S0428-0150-R	6"	S0411-2520	1"	1.15"	15.00"	5,000	11.28
WIRE							
S0428-0075-W	3"	S0413-0510	3/16"	0.78"	9.00"	2,000	2.84
S0428-0100-W	4"	S0413-0713	1/4"	0.95"	11.00"	3,000	5.60
S0428-0125-W	5"	S0413-0816	5/16"	1.06"	13.25"	4,000	8.14
S0428-0150-W	6"	S0413-1020	3/8"	1.15"	15.00"	5,000	11.28


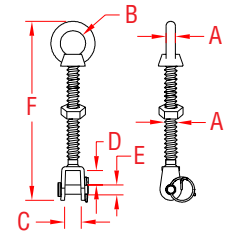
WALL TOGGLE EYE 316 STAINLESS STEEL



ITEM	A	B	C	D	E	F	WT
	(size)						(lb)
SHORT							
S0320-W107	1/4"	0.62"	0.59"	1.64"	0.25"	2.09"	0.11
S0320-W108	5/16"	0.74"	0.79"	2.00"	0.25"	2.69"	0.21
S0320-W110	3/8"	0.97"	0.87"	2.24"	0.41"	3.47"	0.31
LONG							
S0320-W207	1/4"	0.62"	0.59"	1.64"	0.25"	3.69"	0.13
S0320-W208	5/16"	0.74"	0.79"	2.00"	0.25"	4.23"	0.23
S0320-W210	3/8"	0.97"	0.87"	2.24"	0.41"	4.98"	0.35
CUSTOM CUT							
S0320-W307	1/4"	0.62"	0.59"	1.64"	0.25"	CUSTOM	N/A
S0320-W308	5/16"	0.74"	0.79"	2.00"	0.25"	CUSTOM	N/A
S0320-W310	3/8"	0.97"	0.87"	2.24"	0.41"	CUSTOM	N/A

NOTE:
THREADS ARE "UNF".
REFERENCE "FASTENER MATCHING CHART" (PAGE 156)
FOR COMPATIBLE FASTENERS.


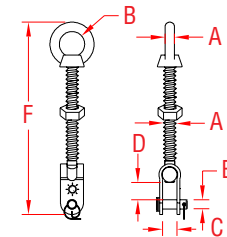
JAW EYE 316 STAINLESS STEEL



ITEM	A	B	C	D	E	F	WT
	(size)						(lb)
SHORT							
S0320-J107	1/4"	0.62"	0.38"	0.37"	0.22"	2.48"	0.08
S0320-J108	5/16"	0.74"	0.40"	0.38"	0.30"	3.03"	0.16
S0320-J110	3/8"	0.97"	0.46"	0.48"	0.37"	3.83"	0.29
LONG							
S0320-J207	1/4"	0.62"	0.38"	0.37"	0.22"	3.89"	0.10
S0320-J208	5/16"	0.74"	0.40"	0.38"	0.30"	4.76"	0.18
S0320-J210	3/8"	0.97"	0.46"	0.48"	0.37"	6.57"	0.36
CUSTOM CUT							
S0320-J307	1/4"	0.62"	0.38"	0.37"	0.22"	CUSTOM	N/A
S0320-J308	5/16"	0.74"	0.40"	0.38"	0.30"	CUSTOM	N/A
S0320-J310	3/8"	0.97"	0.46"	0.48"	0.37"	CUSTOM	N/A

NOTE:
THREADS ARE "UNC".

TOGGLE EYE 316 STAINLESS STEEL



ITEM	A	B	C	D	E	F	WT
	(size)						(lb)
SHORT							
S0320-T107	1/4"	0.62"	0.35"	0.45"	0.23"	2.84"	0.11
S0320-T108	5/16"	0.74"	0.40"	0.59"	0.31"	3.73"	0.23
S0320-T110	3/8"	0.97"	0.56"	0.75"	0.37"	4.59"	0.35
LONG							
S0320-T207	1/4"	0.62"	0.35"	0.45"	0.23"	4.49"	0.13
S0320-T208	5/16"	0.74"	0.40"	0.59"	0.31"	5.28"	0.26
S0320-T210	3/8"	0.97"	0.56"	0.75"	0.37"	6.10"	0.40
CUSTOM CUT							
S0320-T307	1/4"	0.62"	0.35"	0.45"	0.23"	CUSTOM	N/A
S0320-T308	5/16"	0.74"	0.40"	0.59"	0.31"	CUSTOM	N/A
S0320-T310	3/8"	0.97"	0.56"	0.75"	0.37"	CUSTOM	N/A

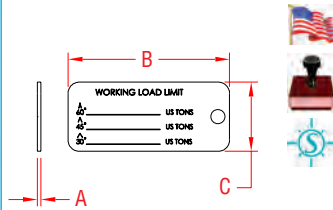
NOTE:
THREADS ARE "UNF".

**LIMITED LIFETIME
WARRANTY**

SLING IDENTIFICATION TAG



304 STAINLESS STEEL



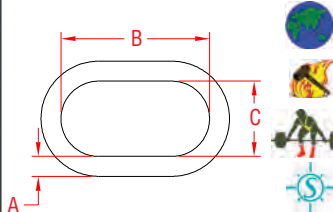
ITEM	A	B	C	WT
				(lb)
S0600-0001	0.09"	3.50"	1.50"	0.10
BLANK TAG - SUNCOR LOGO ONLY				
S0600-0002	0.09"	3.50"	1.50"	0.10
S0600-0003	0.06"	2.50"	1.38"	0.05

NOTE:
THIS TAG IS USED TO PERMANENTLY MARK SLINGS FOR OVERHEAD LIFTING AND SHOW MAXIMUM WORKING LOADS AT DIFFERENT ANGLES. MARKING SERVICES AVAILABLE.

MASTER LINK



316-NM STAINLESS STEEL



ITEM	A	B	C	WLL	WT
	(size)			(lb)	(lb)
S0650-0010	3/8"	3.00"	1.50"	1,500	0.35
S0650-0013	1/2"	5.00"	2.50"	2,000	0.84
S0650-0016	5/8"	6.00"	3.00"	2,800	1.61
S0650-0020	3/4"	6.50"	3.25"	3,750	2.26
S0650-0025	1"	7.00"	3.50"	8,000	4.94
S0650-0032	1-1/4"	8.75"	4.38"	11,800	9.65

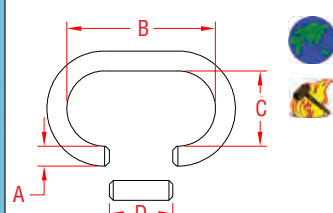
NOTE:
MEETS ASME B30.26-2010 SECTION 26-4.0. EACH LINK IS INTEGRAL FORGED, NOT WELDED, AND IS STAMPED WITH SIZE AND WORKING LOAD. BE SURE ALL COMPONENTS OF YOUR ASSEMBLY HAVE MATCHED WLL.

FORGED

MASTER LINK - "WELD"



316 STAINLESS STEEL



ITEM	A	B	C	D	WLL	WT
	(size)				(lb)	(lb)
S0650-W010	3/8"	3.00"	1.50"	1.00"	1,500	0.27
S0650-W013	1/2"	5.00"	2.50"	1.75"	2,000	0.82
S0650-W016	5/8"	6.00"	3.00"	2.00"	2,800	1.54
S0650-W020	3/4"	6.50"	3.25"	2.38"	3,750	2.44
S0650-W025	1"	7.00"	3.50"	2.50"	8,000	4.80
S0650-W032	1-1/4"	8.75"	4.38"	3.00"	11,800	9.54

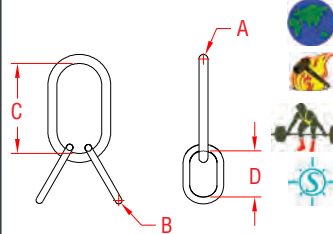
NOTE:
FORGED MASTER LINK FOR EASY CREATION OF CUSTOM SLINGS. LINK FEATURES 1" TO 3" GAP TO ENABLE THE ADDITION OF CHAIN, LINKS, THIMBLES, ETC. BEFORE CREATING ANY ASSEMBLY, BE SURE TO DETERMINE THE WEIGHT OF THE LOAD AND CHOOSE COMPONENTS WITH SUITABLE WORKING LOAD LIMITS.

FORGED

MASTER LINK W/ LEGS



316-NM STAINLESS STEEL




ITEM	A	B	C	D	WLL	WT
	(size)				(lb)	(lb)
S0652-0013	1/2"	3/8"	5.00"	3.00"	2,000	1.54
S0652-0016	5/8"	1/2"	6.00"	5.00"	2,800	3.29
S0652-0020	3/4"	5/8"	6.50"	6.00"	3,750	5.48
S0652-0025	1"	3/4"	7.00"	6.50"	8,000	9.46
S0652-0032	1-1/4"	1"	8.75"	7.00"	11,800	19.53

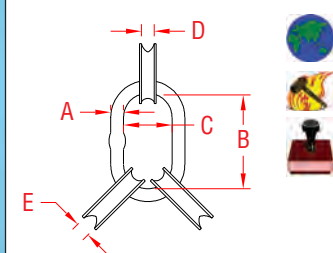
NOTE:
EACH MASTER LINK IS INTEGRAL FORGED, THEN WELDED, AND IS STAMPED WITH SIZE AND WORKING LOAD.

FORGED

TOWING BRIDLE



316 STAINLESS STEEL



ITEM	A	B	C	D	E	WT
	(size)			(rope 1)	(rope 2)	(lb)
CA63-BR25	1"	7.00"	3.50"	1/2"	7/8"	8.87
CA63-BR32	1-1/4"	8.75"	4.38"	3/4"	1-1/4"	18.03

NOTE:
BRIDLE FEATURES A 1" OR 1-1/4" MASTER LINK (ABOVE) WITH 3 HEAVY DUTY THIMBLES (PAGE 71) RANGING IN SIZE FROM 1/2" TO 1-1/4". DESIGNED FOR USE WITH HIGH STRENGTH LINE, SUCH AS DYNEEMA. TOWING BRIDLE IS IDEAL FOR HEAVY MARINE TOWING APPLICATIONS, SUCH AS YACHTS TOWING LARGE TENDERS, WORK BOAT AND BARGE APPLICATIONS.

FORGED



ORDERS ONLY: 800-394-2222 (USA+CANADA)

Key:



All logos, icons, images, measurements and descriptions are the sole property of Suncor Stainless, Inc. © 2016 Suncor Stainless, Inc.

SUNCOR STAINLESS, INC.

THREADED


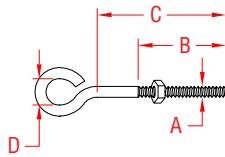


www.suncorstainless.com

THREADED PRODUCTS

THREADED PRODUCTS

UNWELDED EYE BOLT 304 STAINLESS STEEL


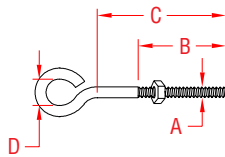


NOTE:
ALL THREADS ARE STANDARD "UNC".
ONE NUT IS INCLUDED.
EXTRA NUTS AND WASHERS ARE AVAILABLE FROM STOCK.

* CUSTOM SIZES ARE AVAILABLE.
PLEASE CALL OR SEND US YOUR SPECIFICATIONS.

ITEM	A	B	C	D	THREAD	WIRE DIA.	WLL	WT
	(size)						(lb)	(lb)
S0310-05025	3/16"	0.88"	1.00"	0.38"	10-24	0.16"	100	0.02
S0310-05050	3/16"	1.00"	2.00"	0.38"	10-24	0.16"	100	0.03
S0310-05075	3/16"	1.50"	3.00"	0.38"	10-24	0.16"	100	0.03
S0310-07025	1/4"	0.88"	1.00"	0.50"	1/4"-20	0.21"	200	0.04
S0310-07050	1/4"	1.25"	2.00"	0.50"	1/4"-20	0.21"	200	0.05
S0310-07075	1/4"	1.50"	3.00"	0.50"	1/4"-20	0.21"	200	0.06
S0310-07100	1/4"	2.50"	4.00"	0.50"	1/4"-20	0.21"	200	0.08
S0310-07125	1/4"	3.00"	5.00"	0.50"	1/4"-20	0.21"	200	0.08
S0310-07150	1/4"	4.00"	6.00"	0.50"	1/4"-20	0.21"	200	0.09
S0310-08013	5/16"	0.38"	0.50"	0.63"	5/16"-18	0.27"	350	0.07
S0310-08025	5/16"	0.88"	1.00"	0.63"	5/16"-18	0.27"	350	0.08
S0310-08050	5/16"	1.25"	2.00"	0.63"	5/16"-18	0.27"	350	0.09
S0310-08075	5/16"	1.50"	3.00"	0.63"	5/16"-18	0.27"	350	0.11
S0310-08100	5/16"	2.50"	4.00"	0.63"	5/16"-18	0.27"	350	0.13
S0310-10025	3/8"	0.88"	1.00"	0.75"	3/8"-16	0.33"	500	0.12
S0310-10050	3/8"	1.25"	2.00"	0.75"	3/8"-16	0.33"	500	0.15
S0310-10075	3/8"	1.50"	3.00"	0.75"	3/8"-16	0.33"	500	0.17
S0310-10100	3/8"	2.50"	4.00"	0.75"	3/8"-16	0.33"	500	0.19
S0310-10125	3/8"	3.00"	5.00"	0.75"	3/8"-16	0.33"	500	0.23
S0310-10150	3/8"	4.00"	6.00"	0.75"	3/8"-16	0.33"	500	0.24
S0310-13050	1/2"	1.50"	2.00"	1.00"	1/2"-13	0.43"	1,000	0.33
S0310-13100	1/2"	2.50"	4.00"	1.00"	1/2"-13	0.43"	1,000	0.42
S0310-13150	1/2"	4.00"	6.00"	1.00"	1/2"-13	0.43"	1,000	0.51
S0310-16175	5/8"	2.50"	7.00"	0.75"	5/8"-11	0.57"	1,400	1.10
S0310-20175	3/4"	3.00"	6.94"	0.88"	3/4"-10	0.68"	2,000	1.38
S0310-20200	3/4"	3.00"	8.94"	0.88"	3/4"-10	0.68"	2,000	1.59
S0310-20300	3/4"	3.00"	11.94"	0.88"	3/4"-10	0.68"	2,000	1.90

UNWELDED EYE BOLT 316 STAINLESS STEEL



NOTE:
ALL THREADS ARE STANDARD "UNC".
ONE NUT IS INCLUDED.
EXTRA NUTS AND WASHERS ARE AVAILABLE FROM STOCK.

* CUSTOM SIZES ARE AVAILABLE.
PLEASE CALL OR SEND US YOUR SPECIFICATIONS.

ITEM	A	B	C	D	THREAD	WIRE DIA.	WLL	WT
	(size)						(lb)	(lb)
S0310-03020X	#6	0.63"	0.75"	0.25"	6-32	0.12"	30	0.02
S0310-04028X	#8	1.00"	1.13"	0.25"	8-32	0.15"	50	0.02
S0310-05025X	3/16"	0.88"	1.00"	0.38"	10-24	0.16"	100	0.02
S0310-05040X	3/16"	1.25"	1.38"	0.31"	10-24	0.16"	100	0.03
S0310-05050X	3/16"	1.00"	2.00"	0.38"	10-24	0.16"	100	0.03
S0310-05075X	3/16"	1.50"	3.00"	0.38"	10-24	0.16"	100	0.03
S0310-07025X	1/4"	0.88"	1.00"	0.50"	1/4"-20	0.21"	200	0.04
S0310-07038X	1/4"	1.25"	1.50"	0.50"	1/4"-20	0.21"	200	0.04
S0310-07050X	1/4"	1.25"	2.00"	0.50"	1/4"-20	0.21"	200	0.05
S0310-07060X	1/4"	1.25"	2.50"	0.50"	1/4"-20	0.21"	200	0.05
S0310-07075X	1/4"	1.50"	3.00"	0.50"	1/4"-20	0.21"	200	0.06
S0310-07090X	1/4"	2.00"	3.50"	0.50"	1/4"-20	0.21"	200	0.07
S0310-07100X	1/4"	2.50"	4.00"	0.50"	1/4"-20	0.21"	200	0.08
S0310-07125X	1/4"	3.00"	5.00"	0.50"	1/4"-20	0.21"	200	0.08
S0310-07150X	1/4"	3.75"	6.00"	0.50"	1/4"-20	0.21"	200	0.09
S0310-08025X	5/16"	0.88"	1.00"	0.63"	5/16"-18	0.27"	350	0.07
S0310-08050X	5/16"	1.25"	2.00"	0.63"	5/16"-18	0.27"	350	0.08
S0310-08075X	5/16"	1.50"	3.00"	0.63"	5/16"-18	0.27"	350	0.10
S0310-08090X	5/16"	2.00"	3.50"	0.63"	5/16"-18	0.27"	350	0.11
S0310-08100X	5/16"	2.50"	4.00"	0.63"	5/16"-18	0.27"	350	0.13
S0310-08125X	5/16"	3.00"	5.00"	0.63"	5/16"-18	0.27"	350	0.15
S0310-08150X	5/16"	3.75"	6.00"	0.63"	5/16"-18	0.27"	350	0.17
S0310-10025X	3/8"	0.88"	1.00"	0.75"	3/8"-16	0.33"	500	0.16
S0310-10050X	3/8"	1.25"	2.00"	0.75"	3/8"-16	0.33"	500	0.18
S0310-10060X	3/8"	1.50"	2.50"	0.75"	3/8"-16	0.33"	500	0.19
S0310-10075X	3/8"	1.50"	3.00"	0.75"	3/8"-16	0.33"	500	0.19
S0310-10090X	3/8"	2.00"	3.50"	0.75"	3/8"-16	0.33"	500	0.20
S0310-10100X	3/8"	2.50"	4.00"	0.75"	3/8"-16	0.33"	500	0.21
S0310-10125X	3/8"	3.00"	5.00"	0.75"	3/8"-16	0.33"	500	0.24
S0310-10150X	3/8"	3.75"	6.00"	0.75"	3/8"-16	0.33"	500	0.26
S0310-10200X	3/8"	2.50"	7.38"	0.50"	3/8"-16	0.33"	500	0.29
S0310-10225X	3/8"	2.50"	9.38"	0.50"	3/8"-16	0.33"	500	0.33
S0310-10300X	3/8"	2.50"	11.38"	0.50"	3/8"-16	0.33"	500	0.37
S0310-13050X	1/2"	1.50"	2.00"	1.00"	1/2"-13	0.45"	1,000	0.35
S0310-13100X	1/2"	2.50"	4.00"	1.00"	1/2"-13	0.45"	1,000	0.44
S0310-13150X	1/2"	3.75"	6.00"	1.00"	1/2"-13	0.45"	1,000	0.53
S0310-13200X	1/2"	2.50"	7.19"	0.63"	1/2"-13	0.45"	1,000	0.60
S0310-13225X	1/2"	2.50"	9.19"	0.63"	1/2"-13	0.45"	1,000	0.69
S0310-13300X	1/2"	2.50"	11.19"	0.63"	1/2"-13	0.45"	1,000	0.78
S0310-16175X	5/8"	2.50"	7.00"	0.75"	5/8"-11	0.57"	1,400	1.10
S0310-20175X	3/4"	3.00"	6.94"	0.88"	3/4"-10	0.68"	2,000	1.38
S0310-20200X	3/4"	3.00"	8.94"	0.88"	3/4"-10	0.68"	2,000	1.59
S0310-20300X	3/4"	3.00"	11.94"	0.88"	3/4"-10	0.68"	2,000	1.90




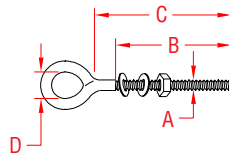
ORDERS ONLY: 800-394-2222
(USA+CANADA)

Key:



All logos, icons, images, measurements and descriptions are the sole property of Suncor Stainless, Inc.
© 2016 Suncor Stainless, Inc.

WELDED EYE BOLT 304 STAINLESS STEEL


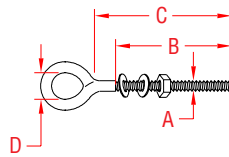


NOTE:
ALL THREADS ARE STANDARD "UNC".
ONE NUT AND TWO WASHERS ARE INCLUDED.
EXTRA NUTS AND WASHERS ARE AVAILABLE FROM STOCK.

* CUSTOM SIZES ARE AVAILABLE.
PLEASE CALL OR SEND US YOUR SPECIFICATIONS.

ITEM	A	B	C	D	THREAD	WIRE DIA.	WLL	WT
	(size)						(lb)	(lb)
S0312-05025	3/16"	0.85"	1"	0.37"	10-24	0.16"	250	0.02
S0312-05050	3/16"	1.50"	2"	0.37"	10-24	0.16"	250	0.03
S0312-05075	3/16"	1.75"	3"	0.37"	10-24	0.16"	250	0.03
S0312-07050	1/4"	1.50"	2"	0.50"	1/4"-20	0.21"	400	0.06
S0312-07075	1/4"	2.00"	3"	0.50"	1/4"-20	0.21"	400	0.07
S0312-07100	1/4"	2.00"	4"	0.50"	1/4"-20	0.21"	400	0.08
S0312-07125	1/4"	2.00"	5"	0.50"	1/4"-20	0.21"	400	0.08
S0312-07150	1/4"	2.00"	6"	0.50"	1/4"-20	0.21"	400	0.09
S0312-08050	5/16"	1.25"	2"	0.63"	5/16"-18	0.27"	600	0.10
S0312-08075	5/16"	2.00"	3"	0.63"	5/16"-18	0.27"	600	0.12
S0312-08100	5/16"	2.00"	4"	0.63"	5/16"-18	0.27"	600	0.13
S0312-08125	5/16"	2.00"	5"	0.63"	5/16"-18	0.27"	600	0.15
S0312-08150	5/16"	2.00"	6"	0.63"	5/16"-18	0.27"	600	0.17
S0312-10075	3/8"	2.00"	3"	0.75"	3/8"-16	0.33"	1,000	0.19
S0312-10100	3/8"	2.00"	4"	0.75"	3/8"-16	0.33"	1,000	0.21
S0312-10125	3/8"	2.00"	5"	0.75"	3/8"-16	0.33"	1,000	0.24
S0312-10150	3/8"	2.00"	6"	0.75"	3/8"-16	0.33"	1,000	0.26
S0312-13075	1/2"	2.00"	3"	1.00"	1/2"-13	0.43"	1,800	0.40
S0312-13100	1/2"	2.00"	4"	1.00"	1/2"-13	0.43"	1,800	0.44
S0312-13125	1/2"	2.00"	5"	1.00"	1/2"-13	0.43"	1,800	0.49
S0312-13150	1/2"	2.00"	6"	1.00"	1/2"-13	0.43"	1,800	0.53

WELDED EYE BOLT 316 STAINLESS STEEL

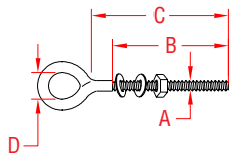


NOTE:
ALL THREADS ARE STANDARD "UNC".
ONE NUT AND TWO WASHERS ARE INCLUDED.
EXTRA NUTS AND WASHERS ARE AVAILABLE FROM STOCK.

* CUSTOM SIZES ARE AVAILABLE.
PLEASE CALL OR SEND US YOUR SPECIFICATIONS.

ITEM	A	B	C	D	THREAD	WIRE DIA.	WLL	WT
	(size)						(lb)	(lb)
S0312-13075X	1/2"	2.00"	3"	0.50"	1/2"-13	0.45"	1,800	0.40
S0312-13100X	1/2"	2.00"	4"	0.50"	1/2"-13	0.45"	1,800	0.44
S0312-13125X	1/2"	2.00"	5"	0.50"	1/2"-13	0.45"	1,800	0.49
S0312-13150X	1/2"	2.00"	6"	0.50"	1/2"-13	0.45"	1,800	0.53

METRIC WELDED EYE BOLT 304 STAINLESS STEEL



NOTE:
ALL THREADS ARE METRIC.
ONE NUT AND TWO WASHERS ARE INCLUDED.
EXTRA NUTS AND WASHERS ARE AVAILABLE FROM STOCK.

ITEM	A	B	C	D	WIRE DIA.	WLL	WT
	(size)					(lb)	(lb)
S0313-0560	5 mm	2.00"	2.25"	0.38"	0.17"	250	0.03
S0313-0580	5 mm	3.12"	3.25"	0.38"	0.17"	250	0.04
S0313-0640	6 mm	1.25"	1.50"	0.50"	0.21"	400	0.04
S0313-0660	6 mm	2.00"	2.25"	0.50"	0.21"	400	0.05
S0313-0680	6 mm	3.12"	3.25"	0.50"	0.21"	400	0.06
S0313-0810	8 mm	3.50"	4.00"	0.63"	0.28"	600	0.14
S0313-0880	8 mm	3.00"	3.25"	0.63"	0.28"	600	0.13
S0313-1010	10 mm	3.50"	4.00"	0.88"	0.36"	1,000	0.25
S0313-1015	10 mm	5.50"	6.00"	0.88"	0.36"	1,000	0.30
S0313-1210	12 mm	3.50"	4.00"	1.00"	0.42"	1,800	0.38
S0313-1215	12 mm	4.00"	6.00"	1.00"	0.42"	1,800	0.46




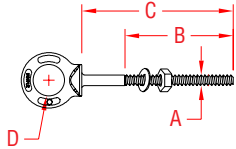
TEL 508-732-9191 • FAX 508-732-9798 • ORDERS ONLY 800-394-2222

www.suncorstainless.com

THREADED PRODUCTS

THREADED PRODUCTS


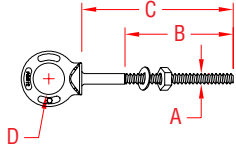
SHOULDER EYE BOLT 316-NM STAINLESS STEEL



NOTE:
MEETS ASME B30.26-2010 SECTION 26-2.0. EYE BOLTS HAVE FORGED MARKINGS OF 316-NM, SIZE AND WLL IN TONS. ALL THREADS ARE "UNC". ONE NUT AND WASHER ARE INCLUDED. EXTRA NUTS AND WASHERS ARE AVAILABLE FROM STOCK. SHAFT AND UNDERSIDE OF SHOULDER ARE MACHINED FOR PERFECT FIT AND SEATING.

ITEM	A	B	C	D	THREAD	WLL	WT
	(size)					(lb)	(lb)
S0314-0705	1/4"	1.50"	2.00"	0.50"	1/4"-20	500	0.06
S0314-0710	1/4"	2.50"	4.00"	0.50"	1/4"-20	500	0.08
S0314-0806	5/16"	1.50"	2.25"	0.63"	5/16"- 18	800	0.12
S0314-0810	5/16"	2.50"	4.25"	0.63"	5/16"- 18	800	0.14
S0314-1006	3/8"	1.50"	2.50"	0.75"	3/8"- 16	1,200	0.20
S0314-1012	3/8"	2.50"	4.50"	0.75"	3/8"- 16	1,200	0.26
S0314-1304	1/2"	1.25"	1.50"	1.00"	1/2"- 13	2,150	0.30
S0314-1308	1/2"	1.50"	3.25"	1.00"	1/2"- 13	2,150	0.40
S0314-1315	1/2"	3.00"	6.00"	1.00"	1/2"- 13	2,150	0.56
S0314-1603	5/8"	0.75"	1.00"	1.25"	5/8"- 11	3,440	0.60
S0314-1605	5/8"	1.75"	2.00"	1.25"	5/8"- 11	3,440	0.64
S0314-1610	5/8"	2.00"	4.00"	1.25"	5/8"- 11	3,440	0.80
S0314-1615	5/8"	3.00"	6.00"	1.25"	5/8"- 11	3,440	1.00
S0314-2003	3/4"	0.88"	1.00"	1.50"	3/4"- 10	5,140	0.94
S0314-2005	3/4"	1.75"	2.00"	1.50"	3/4"- 10	5,140	1.12
S0314-2012	3/4"	2.00"	4.50"	1.50"	3/4"- 10	5,140	1.40
S0314-2015	3/4"	3.00"	6.00"	1.50"	3/4"- 10	5,140	1.58
S0314-2213	7/8"	2.50"	5.00"	1.75"	7/8"- 9	7,130	2.32
S0314-2504	1"	1.38"	1.44"	2.00"	1" - 8	9,370	2.56
S0314-2506	1"	2.25"	2.50"	2.00"	1" - 8	9,370	2.64
S0314-2515	1"	3.00"	6.00"	2.00"	1" - 8	9,370	3.44


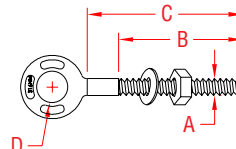
METRIC SHOULDER EYE BOLT 316-NM STAINLESS STEEL



NOTE:
MEETS ASME B30.26-2010 SECTION 26-2.0. EYE BOLTS HAVE FORGED MARKINGS OF 316-NM, SIZE AND WLL IN TONS. ALL THREADS ARE METRIC. ONE NUT AND WASHER ARE INCLUDED. EXTRA NUTS AND WASHERS ARE AVAILABLE FROM STOCK. SHAFT AND UNDERSIDE OF SHOULDER ARE MACHINED FOR PERFECT FIT AND SEATING.

ITEM	A	B	C	D	THREAD	WLL	WT
	(size)					(lb)	(lb)
S0314-0705M	M6	1.50"	2.00"	0.50"	M6 x 1.0	500	0.06
S0314-0710M	M6	2.50"	4.00"	0.50"	M6 x 1.0	500	0.08
S0314-0803M	M8	0.38"	1.38"	0.63"	M8 x 1.25	800	0.12
S0314-0806M	M8	1.50"	2.25"	0.63"	M8 x 1.25	800	0.12
S0314-0810M	M8	2.50"	4.25"	0.63"	M8 x 1.25	800	0.14
S0314-1002M	M10	0.75"	0.75"	0.75"	M10 x 1.5	1,200	0.20
S0314-1003M	M10	1.00"	1.50"	0.75"	M10 x 1.5	1,200	0.20
S0314-1006M	M10	1.50"	2.50"	0.75"	M10 x 1.5	1,200	0.20
S0314-1012M	M10	2.50"	4.50"	0.75"	M10 x 1.5	1,200	0.26
S0314-1304M	M12	1.00"	1.50"	1.00"	M12 x 1.75	2,150	0.30
S0314-1308M	M12	1.50"	3.25"	1.00"	M12 x 1.75	2,150	0.40
S0314-1315M	M12	3.00"	6.00"	1.00"	M12 x 1.75	2,150	0.56
S0314-1603M	M16	0.75"	1.00"	1.25"	M16 x 2.0	3,440	0.60
S0314-1605M	M16	1.75"	2.00"	1.25"	M16 x 2.0	3,440	0.64
S0314-1610M	M16	2.00"	4.00"	1.25"	M16 x 2.0	3,440	0.80
S0314-1615M	M16	3.00"	6.00"	1.25"	M16 x 2.0	3,440	1.00
S0314-2003M	M18	1.00"	1.00"	1.50"	M18 x 2.5	5,140	0.94
S0314-2005M	M18	1.75"	2.00"	1.50"	M18 x 2.5	5,140	1.12
S0314-2012M	M18	2.00"	4.50"	1.50"	M18 x 2.5	5,140	1.40
S0314-2015M	M18	3.00"	6.00"	1.50"	M18 x 2.5	5,140	1.58
S0314-2213M	M20	2.50"	5.00"	1.75"	M20 x 2.5	7,130	2.32
S0314-2504M	M24	1.38"	1.38"	2.00"	M24 x 3.0	9,370	2.56
S0314-2506M	M24	2.25"	2.50"	2.00"	M24 x 3.0	9,370	2.64
S0314-2515M	M24	3.00"	6.00"	2.00"	M24 x 3.0	9,370	3.44

PLAIN EYE BOLT 316-NM STAINLESS STEEL



NOTE:
MEETS ASME B30.26-2010 SECTION 26-2.0. EYE BOLTS HAVE FORGED MARKINGS OF 316-NM, SIZE AND WLL IN TONS. ALL THREADS ARE "UNC". ONE NUT AND WASHER ARE INCLUDED. EXTRA NUTS AND WASHERS ARE AVAILABLE FROM STOCK. SHAFT IS MACHINED FOR PERFECT FIT AND SEATING.

ITEM	A	B	C	D	THREAD	WLL	WT
	(size)					(lb)	(lb)
S0315-0705	1/4"	1.50"	2.00"	0.50"	1/4"-20	500	0.06
S0315-0710	1/4"	2.50"	4.00"	0.50"	1/4"-20	500	0.08
S0315-0806	5/16"	1.50"	2.25"	0.63"	5/16"- 18	800	0.08
S0315-0810	5/16"	2.50"	4.25"	0.63"	5/16"- 18	800	0.14
S0315-1002	3/8"	0.75"	0.75"	0.75"	3/8"- 16	1,200	0.18
S0315-1006	3/8"	1.50"	2.50"	0.75"	3/8"- 16	1,200	0.18
S0315-1012	3/8"	2.50"	4.50"	0.75"	3/8"- 16	1,200	0.26
S0315-1304	1/2"	1.25"	1.50"	1.00"	1/2"- 13	2,150	0.36
S0315-1308	1/2"	1.50"	3.25"	1.00"	1/2"- 13	2,150	0.48
S0315-1315	1/2"	3.00"	6.00"	1.00"	1/2"- 13	2,150	0.62
S0315-1603	5/8"	0.75"	1.00"	1.25"	5/8"- 11	3,440	0.62
S0315-1605	5/8"	1.75"	2.00"	1.25"	5/8"- 11	3,440	0.78
S0315-1610	5/8"	2.00"	4.00"	1.25"	5/8"- 11	3,440	0.95
S0315-1615	5/8"	3.00"	6.00"	1.25"	5/8"- 11	3,440	1.12
S0315-2003	3/4"	0.88"	1.00"	1.50"	3/4"- 10	5,140	1.06
S0315-2005	3/4"	1.75"	2.00"	1.50"	3/4"- 10	5,140	1.12
S0315-2012	3/4"	2.00"	4.50"	1.50"	3/4"- 10	5,140	1.52
S0315-2015	3/4"	3.00"	6.00"	1.50"	3/4"- 10	5,140	1.70
S0315-2213	7/8"	2.50"	5.00"	1.75"	7/8"- 9	7,130	2.26
S0315-2504	1"	1.38"	1.44"	2.00"	1" - 8	9,370	2.80
S0315-2506	1"	2.25"	2.50"	2.00"	1" - 8	9,370	3.20
S0315-2515	1"	3.00"	6.00"	2.00"	1" - 8	9,370	3.74



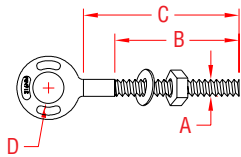
ORDERS ONLY: 800-394-2222 (USA+CANADA)

Key:



All logos, icons, images, measurements and descriptions are the sole property of Suncor Stainless, Inc. © 2016 Suncor Stainless, Inc.

METRIC PLAIN EYE BOLT 316-NM STAINLESS STEEL

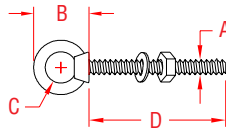


NOTE:
MEETS ASME B30.26-2010 SECTION 26-2.0. EYE BOLTS HAVE FORGED MARKINGS OF 316-NM, SIZE AND WLL IN TONS. ALL THREADS ARE METRIC. ONE NUT AND WASHER ARE INCLUDED. EXTRA NUTS AND WASHERS ARE AVAILABLE FROM STOCK. SHAFT IS MACHINED FOR PERFECT FIT AND SEATING.



ITEM	A	B	C	D	THREAD	WLL	WT
	(size)					(lb)	(lb)
S0315-0705M	M6	1.50"	2.00"	0.50"	M6 x 1.0	500	0.06
S0315-0710M	M6	2.50"	4.00"	0.50"	M6 x 1.0	500	0.08
S0315-0803M	M8	0.38"	1.38"	0.63"	M8 x 1.25	800	0.08
S0315-0806M	M8	1.50"	2.25"	0.63"	M8 x 1.25	800	0.08
S0315-0810M	M8	2.50"	4.25"	0.63"	M8 x 1.25	800	0.14
S0315-1002M	M10	0.75"	0.75"	0.75"	M10 x 1.5	1,200	0.18
S0315-1003M	M10	1.00"	1.50"	0.75"	M10 x 1.5	1,200	0.18
S0315-1006M	M10	1.50"	2.50"	0.75"	M10 x 1.5	1,200	0.18
S0315-1012M	M10	2.50"	4.50"	0.75"	M10 x 1.5	1,200	0.26
S0315-1304M	M12	1.00"	1.50"	1.00"	M12 x 1.75	2,150	0.36
S0315-1308M	M12	1.50"	3.25"	1.00"	M12 x 1.75	2,150	0.48
S0315-1315M	M12	3.00"	6.00"	1.00"	M12 x 1.75	2,150	0.62
S0315-1603M	M16	0.75"	1.00"	1.25"	M16 x 2.0	3,440	0.62
S0315-1605M	M16	1.75"	2.00"	1.25"	M16 x 2.0	3,440	0.78
S0315-1610M	M16	2.00"	4.00"	1.25"	M16 x 2.0	3,440	0.95
S0315-1615M	M16	3.00"	6.00"	1.25"	M16 x 2.0	3,440	1.12
S0315-2003M	M18	1.00"	1.00"	1.50"	M18 x 2.5	5,140	1.06
S0315-2005M	M18	1.75"	2.00"	1.50"	M18 x 2.5	5,140	1.12
S0315-2012M	M18	2.00"	4.50"	1.50"	M18 x 2.5	5,140	1.52
S0315-2015M	M18	3.00"	6.00"	1.50"	M18 x 2.5	5,140	1.70
S0315-2213M	M20	2.50"	5.00"	1.75"	M20 x 2.5	7,130	2.26
S0315-2504M	M24	1.38"	1.38"	2.00"	M24 x 3.0	9,370	2.80
S0315-2506M	M24	2.25"	2.50"	2.00"	M24 x 3.0	9,370	3.20
S0315-2515M	M24	3.00"	6.00"	2.00"	M24 x 3.0	9,370	3.74

HEAVY DUTY SPECIAL EYE BOLT 316 STAINLESS STEEL

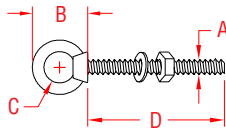


NOTE:
EYE BOLTS ARE FULLY THREADED WITH STANDARD "UNC" THREAD. ONE NUT AND WASHER ARE INCLUDED.



ITEM	A	B	C	D	WLL	WT
	(size)				(lb)	(lb)
S0319-0702	1/4"	1.20"	0.62"	2.00"	400	0.07
S0319-0712	1/4"	1.20"	0.62"	12.00"	400	0.17
S0319-0804	5/16"	1.55"	0.75"	4.00"	700	0.16
S0319-0812	5/16"	1.55"	0.75"	12.00"	700	0.29
S0319-1005	3/8"	1.92"	0.97"	5.00"	1,000	0.29
S0319-1012	3/8"	1.92"	0.97"	12.00"	1,000	0.46
S0319-1306	1/2"	2.38"	1.17"	6.00"	2,000	0.61
S0319-1312	1/2"	2.38"	1.17"	12.00"	2,000	0.87
S0319-1606	5/8"	2.81"	1.34"	6.00"	3,200	1.10
S0319-1612	5/8"	2.81"	1.34"	12.00"	3,200	1.48
S0319-2006	3/4"	3.36"	1.57"	6.00"	4,700	1.60
S0319-2012	3/4"	3.36"	1.57"	12.00"	4,700	2.20
S0319-2018	3/4"	3.36"	1.57"	18.00"	4,700	3.32
S0319-2509	1"	4.16"	2.00"	9.00"	7,000	3.78
S0319-2518	1"	4.16"	2.00"	18.00"	7,000	5.43

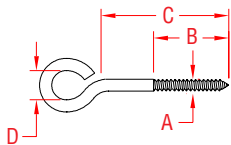
CUSTOM EYE BOLT SET 316 STAINLESS STEEL



ITEM	A	B	C	D	THREAD	WLL
	(size)					(lb)
S0125-SP07	1/4"	1.20"	0.62"	CUSTOM	1/4"-20	400
S0125-SP08	5/16"	1.55"	0.75"	CUSTOM	5/16"- 18	700
S0125-SP10	3/8"	1.92"	0.97"	CUSTOM	3/8"- 16	1,000
S0125-SP13	1/2"	2.38"	1.17"	CUSTOM	1/2"- 13	2,000
S0125-SP16	5/8"	2.81"	1.34"	CUSTOM	5/8"- 11	3,200
S0125-SP20	3/4"	3.36"	1.57"	CUSTOM	3/4"- 10	4,700
S0125-SP25	1"	3.55"	2.00"	CUSTOM	1"- 8	7,500

HOW TO ORDER: WE CAN MAKE CUSTOM EYE BOLTS TO FIT YOUR SPECIFIC NEEDS. SELECT AN EYE BOLT FROM THE ITEM NUMBERS LISTED ABOVE AND SIMPLY SPECIFY THE DESIRED SHANK LENGTH (D) WHEN ORDERING.

LAG EYE SCREW 304 STAINLESS STEEL



ITEM	A	B	C	D	WIRE DIA.	WT
	(size)					(lb)
S0327-04025	5/32"	0.63"	0.75"	0.44"	0.16"	0.01
S0327-07032	1/4"	0.75"	1.00"	0.63"	0.23"	0.03
S0327-07065	1/4"	1.87"	2.50"	0.58"	0.23"	0.03
S0327-07075	1/4"	1.87"	3.00"	0.50"	0.23"	0.03
S0327-07100	1/4"	1.87"	4.00"	0.50"	0.23"	0.04
S0327-08032	5/16"	0.75"	1.25"	0.63"	0.26"	0.05
S0327-08065	5/16"	1.25"	2.50"	0.63"	0.26"	0.06
S0327-08075	5/16"	1.75"	3.00"	0.63"	0.26"	0.07
S0327-08100	5/16"	1.75"	4.00"	0.63"	0.26"	0.08
S0327-08125	5/16"	1.75"	5.00"	0.63"	0.26"	0.10
S0327-10065	3/8"	1.75"	2.50"	0.75"	0.32"	0.10

NOTE:
SEE NOTE ON LAG RING BOLT S0329 (PAGE 89).



TEL 508-732-9191 • FAX 508-732-9798 • ORDERS ONLY 800-394-2222

www.suncorstainless.com

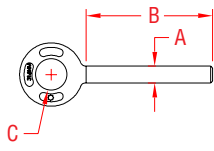
THREADED PRODUCTS

THREADED PRODUCTS

PLAIN EYE RIVET



316-NM STAINLESS STEEL



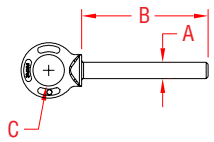
ITEM	A	B	C	WT
	(size)			(lb)
S0315-R1304	1/2"	1.50"	1.00"	0.26
S0315-R1308	1/2"	3.25"	1.00"	0.37

NOTE:
OTHER SIZES ARE AVAILABLE ON SPECIAL ORDER.
SEE PLAIN EYE BOLTS FOR SPECIAL SIZES (PAGE 88).
EYE RIVETS HAVE FORGED MARKINGS OF 316-NM,
SIZE AND WLL IN TONS. SHAFT IS MACHINED FOR PERFECT FIT.

SHOULDER EYE RIVET



316-NM STAINLESS STEEL




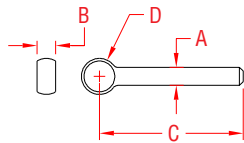
ITEM	A	B	C	WT
	(size)			(lb)
S0314-R1304	1/2"	1.50"	1.00"	0.27
S0314-R1308	1/2"	3.25"	1.00"	0.38

NOTE:
OTHER SIZES ARE AVAILABLE ON SPECIAL ORDER.
SEE SHOULDER EYE BOLTS FOR SPECIAL SPECS (PAGE 88).
EYE RIVETS HAVE FORGED MARKINGS OF 316-NM,
SIZE AND WLL IN TONS. UNDERSIDE OF SHOULDER AND
SHAFT ARE MACHINED FOR PERFECT SEATING AND FIT.

ROD END BLANK



304 STAINLESS STEEL


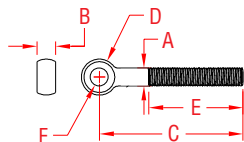


ITEM	SIZE	A	B	C	D	WT
						(lb)
S0360-10075	3/8" x 3"	0.38"	0.38"	3.00"	0.75"	0.13
S0360-10100	3/8" x 4"	0.38"	0.38"	4.00"	0.75"	0.16
S0360-13100	1/2" x 4"	0.50"	0.50"	4.00"	1.00"	0.30
S0360-13125	1/2" x 5"	0.50"	0.50"	5.00"	1.00"	0.36
S0360-13150	1/2" x 6"	0.50"	0.50"	6.00"	1.00"	0.42
S0360-16125	5/8" x 5"	0.63"	0.63"	5.00"	1.25"	0.61
S0360-16150	5/8" x 6"	0.63"	0.63"	6.00"	1.25"	0.68
S0360-16200	5/8" x 8"	0.63"	0.63"	8.00"	1.25"	0.82
S0360-20125	3/4" x 5"	0.75"	0.75"	5.00"	1.50"	0.86
S0360-20150	3/4" x 6"	0.75"	0.75"	6.00"	1.50"	1.04
S0360-20175	3/4" x 7"	0.75"	0.75"	7.00"	1.50"	1.22
S0360-20200	3/4" x 8"	0.75"	0.75"	8.00"	1.50"	1.40
S0360-22150	7/8" x 6"	0.88"	0.88"	6.00"	1.75"	1.46
S0360-25300	1" x 10"	1.00"	1.00"	10.00"	2.00"	2.85

CUSTOM ROD END



304 STAINLESS STEEL


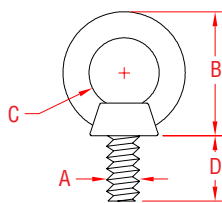


ITEM	SIZE	A	B	C	D	E	F
						(thread)	(eye)
S0360-10075-SP	3/8" x 3"	0.38"	0.38"	3.00"	0.75"	CUSTOM	CUSTOM
S0360-10100-SP	3/8" x 4"	0.38"	0.38"	4.00"	0.75"	CUSTOM	CUSTOM
S0360-13100-SP	1/2" x 4"	0.50"	0.50"	4.00"	1.00"	CUSTOM	CUSTOM
S0360-13125-SP	1/2" x 5"	0.50"	0.50"	5.00"	1.00"	CUSTOM	CUSTOM
S0360-13150-SP	1/2" x 6"	0.50"	0.50"	6.00"	1.00"	CUSTOM	CUSTOM
S0360-16125-SP	5/8" x 5"	0.63"	0.63"	5.00"	1.25"	CUSTOM	CUSTOM
S0360-16150-SP	5/8" x 6"	0.63"	0.63"	6.00"	1.25"	CUSTOM	CUSTOM
S0360-16200-SP	5/8" x 8"	0.63"	0.63"	8.00"	1.25"	CUSTOM	CUSTOM
S0360-20125-SP	3/4" x 5"	0.75"	0.75"	5.00"	1.50"	CUSTOM	CUSTOM
S0360-20150-SP	3/4" x 6"	0.75"	0.75"	6.00"	1.50"	CUSTOM	CUSTOM
S0360-20175-SP	3/4" x 7"	0.75"	0.75"	7.00"	1.50"	CUSTOM	CUSTOM
S0360-20200-SP	3/4" x 8"	0.75"	0.75"	8.00"	1.50"	CUSTOM	CUSTOM
S0360-22150-SP	7/8" x 6"	0.88"	0.88"	6.00"	1.75"	CUSTOM	CUSTOM
S0360-25300-SP	1" x 10"	1.00"	1.00"	10.00"	2.00"	CUSTOM	CUSTOM

MACHINE EYE BOLT



316 STAINLESS STEEL



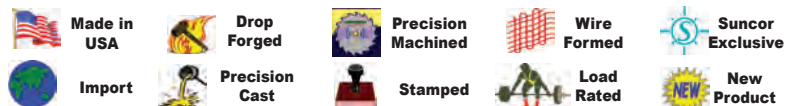
ITEM	A	B	C	D	WLL	WT
	(size)				(lb)	(lb)
S0316-0007	1/4"	1.09"	0.62"	0.53"	400	0.05
S0316-0008	5/16"	1.34"	0.75"	0.58"	700	0.07
S0316-0010	3/8"	1.68"	0.95"	0.71"	1,000	0.13
S0316-0013	1/2"	2.00"	1.14"	0.86"	2,000	0.30
S0316-0016	5/8"	2.42"	1.32"	1.02"	3,200	0.45
S0316-0020	3/4"	2.78"	1.57"	1.14"	4,700	0.79
S0316-0025	1"	3.54"	1.95"	1.31"	7,500	1.65

NOTE:
THREADS ARE "UNC".



ORDERS ONLY: 800-394-2222
(USA+CANADA)

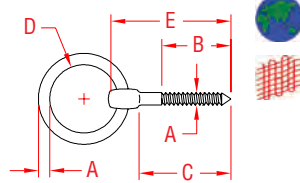
Key:



All logos, icons, images, measurements and descriptions are the sole property of Suncor Stainless, Inc.
© 2016 Suncor Stainless, Inc.

LAG RING BOLT

304 STAINLESS STEEL

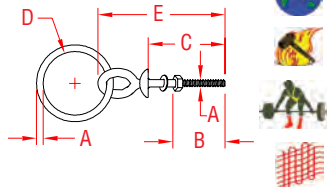


ITEM	A	B	C	D	E	WT
	(size)					(lb)
S0329-0007	1/4"	1.50"	2.25"	1.20"	2.75"	0.12
S0329-0008	5/16"	1.50"	2.25"	2.00"	3.00"	0.22
S0329-0010	3/8"	2.13"	3.13"	2.40"	3.86"	0.41
S0329-0013	1/2"	3.25"	4.75"	2.94"	5.65"	0.76

NOTE: WOOD TYPE THREADS. THE WORKING LOAD HAS NOT BEEN ESTABLISHED SINCE IT DEPENDS ON THE WOOD, HOLE AND INSTALLATION.

RING BOLT SHOULDER

316 STAINLESS STEEL

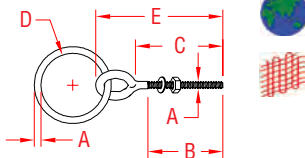


ITEM	A	B	C	D	E	WLL	WT
	(size)					(lb)	(lb)
S0330-0750	1/4"	1.50"	2.00"	1.75"	2.94"	250	0.14
S0330-0855	5/16"	1.50"	2.25"	2.00"	3.50"	400	0.27
S0330-1012	3/8"	2.50"	4.25"	2.50"	6.00"	600	0.54
S0330-1065	3/8"	1.50"	2.50"	2.50"	4.00"	600	0.48
S0330-1315	1/2"	3.00"	6.00"	3.00"	7.75"	1,100	1.17
S0330-1380	1/2"	1.50"	3.25"	3.00"	5.20"	1,100	1.06
S0330-1615	5/8"	3.00"	6.00"	3.00"	8.50"	2,000	1.95
S0330-2015	3/4"	3.00"	6.00"	3.00"	8.87"	2,600	2.89

NOTE: DROP FORGED EYE BOLT WITH WELDED RING; ALL THREADS ARE STANDARD "UNC"; ONE NUT AND ONE WASHER ARE INCLUDED.

RING BOLT PLAIN

316 STAINLESS STEEL

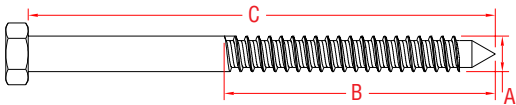


ITEM	A	B	C	D	E	WLL	WT
	(size)					(lb)	(lb)
S0331-0750	1/4"	1.50"	2.00"	1.75"	2.94"	250	0.12
S0331-0855	5/16"	1.50"	2.25"	2.00"	3.50"	400	0.21
S0331-1012	3/8"	2.50"	4.25"	2.50"	5.75"	600	0.38
S0331-1065	3/8"	1.50"	2.50"	2.50"	4.25"	600	0.42
S0331-1315	1/2"	3.00"	6.00"	3.00"	8.00"	1,100	0.94
S0331-1380	1/2"	1.50"	3.25"	3.00"	5.25"	1,100	0.83

NOTE: WELDED EYE BOLT WITH WELDED RING; ALL THREADS ARE STANDARD "UNC"; ONE NUT AND ONE WASHER ARE INCLUDED. 12 MM AVAILABLE IN 4" OR 6". USE ITEM# S0328-1210 AND S0328-1215.

LAG SCREW

304 STAINLESS STEEL

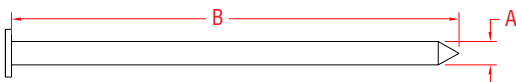



ITEM	A	B	C	WT
	(size)		(length)	(lb)
S0335-07150	1/4"	3.75"	6"	0.11
S0335-07250	1/4"	5.75"	10"	0.18
S0335-10150	3/8"	3.75"	6"	0.16
S0335-10250	3/8"	5.75"	10"	0.26
S0335-13150	1/2"	3.75"	6"	0.21
S0335-13250	1/2"	5.75"	10"	0.35
S0335-16300	5/8"	6.50"	12"	0.53

NOTE: EXTREMELY CORROSION RESISTANT. WITH SHARP POINTS AND COARSE THREADS, THESE LAG SCREWS ARE DESIGNED TO PENETRATE AND GRIP WOOD. CAN BE USED IN DOCK AND PIER CONSTRUCTION. PILOT HOLE RECOMMENDED.

STAINLESS SPIKE

304 STAINLESS STEEL



ITEM	A	B	WT
	(size)	(length)	(lb)
S0340-1006	3/8"	6.00"	0.19
S0340-1008	3/8"	8.00"	0.26
S0340-1010	3/8"	10.00"	0.32
S0340-1012	3/8"	12.00"	0.38

NOTE: THESE HEAVY DUTY NAILS ARE GREAT FOR DOCK & PIER CONSTRUCTION. CORROSION RESISTANT FOR LONG LASTING STRENGTH.

LIMITED LIFETIME WARRANTY

SUNCOR STAINLESS®

TEL 508-732-9191 • FAX 508-732-9798 • ORDERS ONLY 800-394-2222

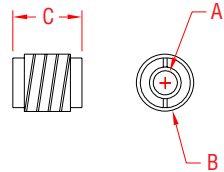
www.suncorstainless.com

THREADED PRODUCTS

THREAD INSERT, UNC




303 STAINLESS STEEL



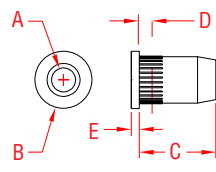
ITEM	A	B	C	HOLE SIZE	WT
	(size)				(lb)
S0385-0005	3/16"	0.46"	0.50"	3/8"	0.01
S0385-0007	1/4"	0.46"	0.50"	3/8"	0.01
S0385-0008	5/16"	0.60"	0.63"	1/2"	0.02
S0385-0010	3/8"	0.60"	0.63"	1/2"	0.03

NOTE: SPECIAL FITTING WITH "KNIFE THREADS" ON THE OUTSIDE AND STANDARD UNC ON THE INSIDE. USED TO CONNECT HORIZONTAL WIRE ROPE TO WOODEN POSTS AND TO ATTACH OTHER FASTENERS TO WOOD, PLASTIC OR CARBON FIBER.

RIVET NUT INSERT



316 STAINLESS STEEL



ITEM	A	B	C	D	E	THREAD	WT
	(max grip)						(lb)
UNF, RIGHT AND LEFT							
S0381-0007	1/4"	0.43"	0.58"	0.14"	0.06"	1/4" x 28 RH	0.01
S0381-L007	1/4"	0.43"	0.58"	0.14"	0.06"	1/4" x 28 LH	0.01

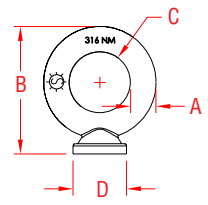
UNC, RIGHT AND LEFT							
S0382-0005	3/16"	0.35"	0.48"	0.12"	0.04"	10 x 24 RH	0.01
S0382-0007	1/4"	0.43"	0.58"	0.14"	0.06"	1/4" x 20 RH	0.01
S0382-L007	1/4"	0.43"	0.58"	0.14"	0.06"	1/4" x 20 LH	0.01
S0382-0008	5/16"	0.55"	0.64"	0.16"	0.06"	5/16" x 18 RH	0.01
S0382-0010	3/8"	0.63"	0.84"	0.22"	0.06"	3/8" x 16 RH	0.02

NOTE: FOR INSTALLATION IN THIN WALL METAL PLATES OR TUBES. RIVET NUT INSTALLATION TOOL IS ITEM #S0380-0000 (PAGE 53).

PAD EYE



316-NM STAINLESS STEEL



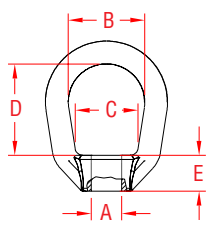
ITEM	A	B	C	D	WT
	(size)				(lb)
S0324-0005	3/16"	1.06"	0.50"	0.38"	0.04
S0324-0007	1/4"	1.31"	0.63"	0.56"	0.06
S0324-0008	5/16"	1.56"	0.75"	0.63"	0.10
S0324-0010	3/8"	2.00"	1.00"	0.87"	0.19
S0324-0013	1/2"	2.50"	1.25"	1.00"	0.38
S0324-0016	5/8"	3.25"	1.50"	1.38"	0.87
S0324-0020	3/4"	4.75"	1.75"	1.50"	1.52

NOTE: WLL IS DEPENDENT ON QUALITY OF THE WELDING AND ATTACHED STRUCTURE. PAD EYES HAVE FORGED MARKINGS OF 316-NM AND SIZE. UNDERSIDE IS MACHINED FOR PERFECT SEATING.

LIFTING EYE NUT



316-NM STAINLESS STEEL



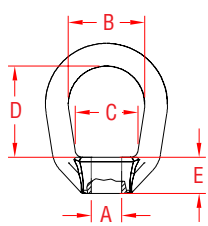
ITEM	A	B	C	D	E	WLL	WT	
	(size)						(lb)	(lb)
S0322-0007	1/4"	0.75"	0.59"	1.06"	0.38"	460	0.08	
S0322-0008	5/16"	0.75"	0.59"	1.06"	0.38"	780	0.08	
S0322-0010	3/8"	1.25"	1.00"	1.50"	0.63"	1,160	0.26	
S0322-0013	1/2"	1.25"	1.00"	1.50"	0.63"	2,150	0.25	
S0322-0016	5/8"	1.50"	1.19"	2.00"	0.69"	3,440	0.53	
S0322-0020	3/4"	1.75"	1.25"	2.38"	0.88"	5,140	0.95	

NOTE: MEETS ASME B30.26-2010 SECTION 26-2.0. UNDERSIDE OF SHOULDER IS MACHINED FOR PERFECT SEATING. EYE NUTS HAVE FORGED MARKINGS OF 316-NM, SIZE AND WLL IN TONS. ALL THREADS ARE "UNC".

METRIC LIFTING EYE NUT



316-NM STAINLESS STEEL



ITEM	A	B	C	D	E	WLL	WT	
	(size)						(lb)	(lb)
S0322-M007	M6	0.75"	0.59"	1.06"	0.38"	460	0.08	
S0322-M008	M8	0.75"	0.59"	1.06"	0.38"	780	0.08	
S0322-M010	M10	1.25"	1.00"	1.50"	0.63"	1,160	0.26	
S0322-M013	M12	1.25"	1.00"	1.50"	0.63"	2,150	0.25	
S0322-M016	M16	1.50"	1.19"	2.00"	0.69"	3,440	0.53	
S0322-M020	M18	1.75"	1.25"	2.38"	0.88"	5,140	0.95	

NOTE: MEETS ASME B30.26-2010 SECTION 26-2.0. UNDERSIDE OF SHOULDER IS MACHINED FOR PERFECT SEATING. EYE NUTS HAVE FORGED MARKINGS OF 316-NM, SIZE AND WLL IN TONS. ALL THREADS ARE "METRIC".



ORDERS ONLY: 800-394-2222 (USA+CANADA)


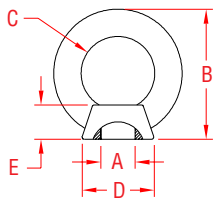
Key:

Made in USA	Drop Forged	Precision Machined	Wire Formed	Suncor Exclusive
Import	Precision Cast	Stamped	Load Rated	New Product

All logos, icons, images, measurements and descriptions are the sole property of Suncor Stainless, Inc. © 2016 Suncor Stainless, Inc.

EYE NUT

316 STAINLESS STEEL


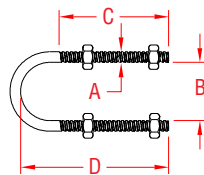


ITEM	A	B	C	D	E	WLL	WT
	(size)					(lb)	(lb)
THREADED - UNC							
S0321-0007	1/4"	1.20"	0.62"	0.50"	0.39"	400	0.04
S0321-0008	5/16"	1.55"	0.75"	0.62"	0.56"	700	0.08
S0321-0010	3/8"	1.92"	0.97"	0.76"	0.62"	1,000	0.13
S0321-0013	1/2"	2.38"	1.17"	0.95"	0.87"	2,000	0.26
S0321-0016	5/8"	2.81"	1.34"	1.19"	1.00"	3,200	0.53
S0321-0020	3/4"	3.36"	1.57"	1.32"	1.22"	4,700	0.75
S0321-0025	1"	4.16"	1.95"	1.70"	1.43"	7,500	1.49
UNTHREADED - BLANK							
S0321-U007	1/4"	1.20"	0.62"	0.50"	0.39"	400	0.04
S0321-U008	5/16"	1.55"	0.75"	0.62"	0.56"	700	0.08
S0321-U010	3/8"	1.92"	0.97"	0.76"	0.62"	1,000	0.13
S0321-U013	1/2"	2.38"	1.17"	0.95"	0.87"	2,000	0.26
S0321-U016	5/8"	2.81"	1.34"	1.19"	1.00"	3,200	0.53
S0321-U020	3/4"	3.36"	1.57"	1.32"	1.22"	4,700	0.75
S0321-U025	1"	4.16"	1.95"	1.70"	1.43"	7,500	1.49

NOTE:
UNTHREADED EYE NUT CAN BE WELDED INTO PLACE, USED TO MAKE A SWIVEL ASSEMBLY OR CUSTOM THREADED TO FIT YOUR APPLICATION. SUNCOR OFFERS THREADING SERVICE.

LONG U-BOLT

304 STAINLESS STEEL

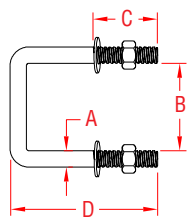


ITEM	A	THREAD	B	C	D	PIPE	WLL
	(size)						(lb)
S0352-07013	1/4"	1/4" - 20	0.88"	2.50"	2.94"	1/2"	435
S0352-07020	1/4"	1/4" - 20	1.13"	2.50"	3.19"	3/4"	435
S0352-07025	1/4"	1/4" - 20	1.38"	2.50"	3.44"	1"	435
S0352-10032	3/8"	3/8" - 16	1.69"	2.38"	3.72"	1-1/4"	1,090
S0352-10038	3/8"	3/8" - 16	2.00"	2.50"	4.00"	1-1/2"	1,090
S0352-10050	3/8"	3/8" - 16	2.44"	2.50"	4.44"	2"	1,090
S0352-13065	1/2"	1/2" - 13	2.94"	3.00"	5.22"	2-1/2"	2,020
S0352-13075	1/2"	1/2" - 13	3.56"	3.00"	5.75"	3"	2,020
S0352-13090	1/2"	1/2" - 13	4.06"	3.00"	6.25"	3-1/2"	2,020
S0352-13100	1/2"	1/2" - 13	4.56"	3.00"	6.75"	4"	2,020
S0352-13125	1/2"	1/2" - 13	5.63"	3.00"	7.81"	5"	2,020
S0352-16150	5/8"	5/8" - 11	6.75"	3.75"	9.69"	6"	3,230
S0352-16200	5/8"	5/8" - 11	8.75"	3.75"	11.50"	8"	3,230
S0352-20250	3/4"	3/4" - 10	10.88"	4.00"	13.88"	10"	4,830
S0352-22300	7/8"	7/8" - 9	12.88"	4.25"	16.13"	12"	6,730
S0352-22350	7/8"	7/8" - 9	14.13"	4.25"	17.50"	14"	6,730
S0352-22400	7/8"	7/8" - 9	16.13"	4.25"	19.25"	16"	6,730

NOTE:
EACH U-BOLT SET INCLUDES 4 NUTS, WASHERS ARE AVAILABLE SEPARATELY.

SQUARE U-BOLT

304 STAINLESS STEEL


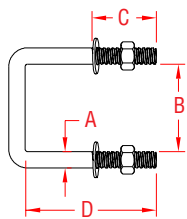


ITEM	A	THREAD	B	C	D	WLL	WT
	(size)					(lb)	(lb)
S0356-102X3	3/8"	3/8" - 16	2.00"	1.50"	3.40"	1,090	0.25
S0356-102X5	3/8"	3/8" - 16	2.00"	3.00"	5.40"	1,090	0.35
S0356-102X7	3/8"	3/8" - 16	2.00"	3.75"	7.37"	1,090	0.45
S0356-104X3	3/8"	3/8" - 16	4.00"	1.50"	3.37"	1,090	0.30
S0356-104X5	3/8"	3/8" - 16	4.00"	3.00"	5.37"	1,090	0.40
S0356-104X7	3/8"	3/8" - 16	4.00"	3.75"	7.37"	1,090	0.50
S0356-106X5	3/8"	3/8" - 16	6.00"	3.00"	5.30"	1,090	0.45
S0356-106X7	3/8"	3/8" - 16	6.00"	3.75"	7.37"	1,090	0.55
S0356-106X9	3/8"	3/8" - 16	6.00"	5.63"	9.37"	1,090	0.65

NOTE:
EACH SET INCLUDES 2 NUTS AND 2 WASHERS. THREADS ARE "UNC" 3/8"-16.

TRAILER U-BOLT

304 STAINLESS STEEL



ITEM	A	THREAD	B	C	D	WLL	WT
	(size)					(lb)	(lb)
S0276-102X4	1/2"	1/2" - 13	2.13"	1.50"	4.00"	2,020	0.68
S0276-103X3	1/2"	1/2" - 13	3.13"	1.50"	3.00"	2,020	0.65
S0276-103X4	1/2"	1/2" - 13	3.13"	1.50"	4.00"	2,020	0.70
S0276-103X5	1/2"	1/2" - 13	3.13"	1.50"	5.00"	2,020	0.75
S0276-103X6	1/2"	1/2" - 13	3.13"	1.50"	6.00"	2,020	0.80
S0276-104X3	1/2"	1/2" - 13	4.13"	1.50"	3.00"	2,020	0.70

NOTE:
STAINLESS TRAILER U-BOLTS ARE INTENDED TO REPLACE OR UPGRADE ORIGINAL TRAILER PARTS. EACH SET INCLUDES 2 NUTS AND 2 WASHERS.

LIMITED LIFETIME WARRANTY

SUNCOR STAINLESS

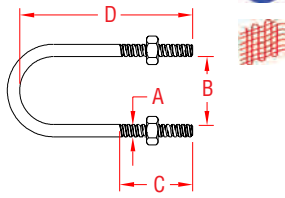
TEL 508-732-9191 • FAX 508-732-9798 • ORDERS ONLY 800-394-2222

www.suncorstainless.com

THREADED PRODUCTS

THREADED PRODUCTS

U-BOLT STANDARD 304 STAINLESS STEEL



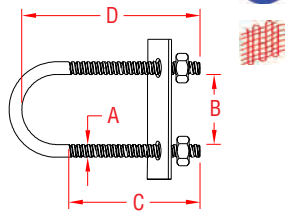
NOTE:
ALL THREADS ARE UNC AND SET INCLUDES 2 NUTS.
EXTRA NUTS AND WASHERS ARE AVAILABLE FROM STOCK.

**BULK QUANTITY OF CUSTOM SIZES
MAY BE SPECIAL ORDERED.**

**CALL OR SEND US
YOUR REQUIREMENTS FOR A PRICE
AND DELIVERY SCHEDULE.**

ITEM	A	THREAD	B	C	D	PIPE	WLL
	(size)						(lb)
S0350-07010	1/4"	1/4" - 20	0.75"	0.63"	1.25"	3/8"	435
S0350-07013	1/4"	1/4" - 20	1.00"	1.00"	1.75"	1/2"	435
S0350-07020	1/4"	1/4" - 20	1.13"	1.00"	2.00"	3/4"	435
S0350-07025	1/4"	1/4" - 20	1.50"	1.38"	2.75"	1"	435
S0350-07032	1/4"	1/4" - 20	1.75"	1.38"	3.00"	1-1/4"	435
S0350-07038	1/4"	1/4" - 20	2.00"	1.38"	3.25"	1-1/2"	435
S0350-08013	5/16"	5/16" - 18	1.00"	1.38"	2.19"	1/2"	610
S0350-08026	5/16"	5/16" - 18	1.50"	1.00"	2.19"	1"	610
S0350-08032	5/16"	5/16" - 18	1.75"	1.13"	2.69"	1-1/4"	610
S0350-08038	5/16"	5/16" - 18	2.00"	1.00"	2.69"	1-1/2"	610
S0350-08050	5/16"	5/16" - 18	2.50"	1.00"	3.19"	2"	610
S0350-08065	5/16"	5/16" - 18	3.00"	1.00"	3.69"	2-1/2"	610
S0350-10013	3/8"	3/8" - 16	1.00"	1.25"	2.25"	1/2"	1,090
S0350-10020	3/8"	3/8" - 16	1.25"	1.25"	2.25"	3/4"	1,090
S0350-10025	3/8"	3/8" - 16	1.50"	1.25"	2.50"	1"	1,090
S0350-10032	3/8"	3/8" - 16	1.75"	1.25"	2.75"	1-1/4"	1,090
S0350-10038	3/8"	3/8" - 16	2.00"	1.25"	2.63"	1-1/2"	1,090
S0350-10050	3/8"	3/8" - 16	2.50"	1.25"	3.13"	2"	1,090
S0350-10065	3/8"	3/8" - 16	3.00"	1.25"	3.63"	2-1/2"	1,090
S0350-10075	3/8"	3/8" - 16	3.50"	1.25"	4.13"	3"	1,090
S0350-13065	1/2"	1/2" - 13	3.00"	1.63"	4.50"	2-1/2"	2,020
S0350-13075	1/2"	1/2" - 13	3.50"	1.50"	5.00"	3"	2,020
S0350-13090	1/2"	1/2" - 13	4.00"	1.50"	5.50"	3-1/2"	2,020
S0350-13100	1/2"	1/2" - 13	4.50"	1.50"	6.00"	4"	2,020
S0350-13125	1/2"	1/2" - 13	5.63"	2.00"	7.25"	5"	2,020
S0350-13150	1/2"	1/2" - 13	6.75"	2.00"	8.38"	6"	2,020
S0350-13200	1/2"	1/2" - 13	8.75"	2.00"	10.38"	8"	2,020

U-BOLT WITH PLATE 304 STAINLESS STEEL



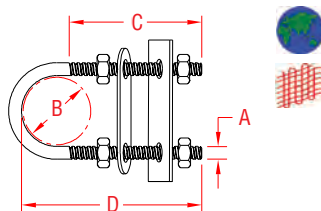
NOTE:
ALL THREADS ARE UNC AND SET INCLUDES 2 NUTS.
EXTRA NUTS AND WASHERS ARE AVAILABLE FROM STOCK.

**BULK QUANTITY OF CUSTOM SIZES
MAY BE SPECIAL ORDERED.**

**CALL OR SEND US
YOUR REQUIREMENTS FOR A PRICE
AND DELIVERY SCHEDULE.**

ITEM	A	THREAD	B	C	D	PIPE	WLL
	(size)						(lb)
S0351-07010	1/4"	1/4" - 20	0.75"	0.63"	1.25"	3/8"	435
S0351-07013	1/4"	1/4" - 20	1.00"	1.00"	1.75"	1/2"	435
S0351-07020	1/4"	1/4" - 20	1.13"	1.00"	2.00"	3/4"	435
S0351-07025	1/4"	1/4" - 20	1.50"	1.38"	2.75"	1"	435
S0351-07032	1/4"	1/4" - 20	1.75"	1.38"	3.00"	1-1/4"	435
S0351-07038	1/4"	1/4" - 20	2.00"	1.38"	3.25"	1-1/2"	435
S0351-08013	5/16"	5/16" - 18	1.00"	1.38"	2.19"	1/2"	610
S0351-08026	5/16"	5/16" - 18	1.50"	1.00"	2.19"	1"	610
S0351-08032	5/16"	5/16" - 18	1.75"	1.13"	2.69"	1-1/4"	610
S0351-08038	5/16"	5/16" - 18	2.00"	1.00"	2.69"	1-1/2"	610
S0351-08050	5/16"	5/16" - 18	2.50"	1.00"	3.19"	2"	610
S0351-08065	5/16"	5/16" - 18	3.00"	1.00"	3.69"	2-1/2"	610
S0351-10013	3/8"	3/8" - 16	1.00"	1.25"	2.25"	1/2"	1,090
S0351-10020	3/8"	3/8" - 16	1.25"	1.25"	2.25"	3/4"	1,090
S0351-10025	3/8"	3/8" - 16	1.50"	1.25"	2.50"	1"	1,090
S0351-10032	3/8"	3/8" - 16	1.75"	1.25"	2.75"	1-1/4"	1,090
S0351-10038	3/8"	3/8" - 16	2.00"	1.25"	2.63"	1-1/2"	1,090
S0351-10050	3/8"	3/8" - 16	2.50"	1.25"	3.13"	2"	1,090
S0351-10065	3/8"	3/8" - 16	3.00"	1.25"	3.63"	2-1/2"	1,090
S0351-10075	3/8"	3/8" - 16	3.50"	1.25"	4.13"	3"	1,090
S0351-13065	1/2"	1/2" - 13	3.00"	1.63"	4.50"	2-1/2"	2,020
S0351-13075	1/2"	1/2" - 13	3.50"	1.50"	5.00"	3"	2,020
S0351-13090	1/2"	1/2" - 13	4.00"	1.50"	5.50"	3-1/2"	2,020
S0351-13100	1/2"	1/2" - 13	4.50"	1.50"	6.00"	4"	2,020
S0351-13125	1/2"	1/2" - 13	5.63"	2.00"	7.25"	5"	2,020
S0351-13150	1/2"	1/2" - 13	6.75"	2.00"	8.38"	6"	2,020
S0351-13200	1/2"	1/2" - 13	8.75"	2.00"	10.38"	8"	2,020

BOW / STERN EYE 304 STAINLESS STEEL



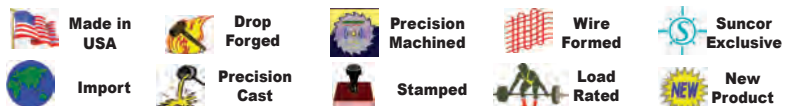
ITEM	A	THREAD	B	C	D	PULL WT	WT	
	(size)						(strength - lb)	(lb)
S0353-10055	3/8"	3/8" - 16	1.03"	1.13"	2.25"	3,200	0.25	
S0353-10090	3/8"	3/8" - 16	1.03"	3.00"	4.00"	3,200	0.30	
S0353-10115	3/8"	3/8" - 16	1.03"	4.00"	5.00"	3,200	0.40	
S0353-11120	7/16"	7/16" - 14	1.50"	3.44"	5.00"	3,800	0.60	
S0353-11150	7/16"	7/16" - 14	1.50"	4.50"	6.00"	3,800	0.65	
S0353-13095	1/2"	1/2" - 13	1.31"	2.50"	3.87"	4,800	0.60	
S0353-13120	1/2"	1/2" - 13	1.31"	3.44"	4.85"	4,800	0.70	
S0353-13150	1/2"	1/2" - 13	1.31"	4.75"	6.00"	4,800	0.80	
S0353-13180	1/2"	1/2" - 13	1.31"	6.00"	7.25"	4,800	0.95	

NOTE:
EACH U-BOLT SET INCLUDES 4 NUTS (2 STANDARD AND 2 BEVELED),
1 BOW PLATE AND 1 STERN PLATE. THREADS ARE "UNC".



ORDERS ONLY: 800-394-2222
(USA+CANADA)

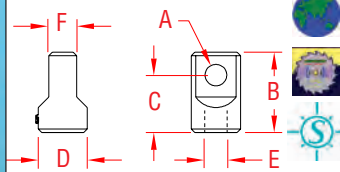
Key:



All logos, icons, images, measurements and descriptions are the sole property of Suncor Stainless, Inc.
© 2016 Suncor Stainless, Inc.

HOIST ANCHOR BASE

316 STAINLESS STEEL

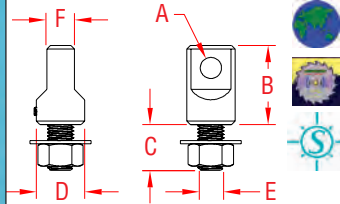


ITEM	SIZE	A	B	C	D	E	F	WLL	WT
	(nominal)					(UNC thread)		(lb)	(lb)
S0116-HB07	1/4"	0.31"	1.38"	1.00"	0.75"	3/8"-16	0.45"	1,000	0.12
S0116-HB08	5/16"	0.38"	1.63"	1.20"	0.88"	7/16"-14	0.48"	1,300	0.18
S0116-HB10	3/8"	0.44"	2.00"	1.50"	1.25"	1/2"-13	0.60"	1,500	0.46
S0116-HB12	7/16"	0.50"	2.13"	1.56"	1.38"	5/8"-11	0.65"	2,000	0.56
S0116-HB13	1/2"	0.63"	2.25"	1.59"	1.38"	3/4"-10	0.78"	3,000	0.58
S0116-HB16	5/8"	0.75"	2.67"	1.86"	1.75"	7/8"-9	1.01"	4,000	1.11
S0116-HB20	3/4"	0.88"	2.89"	2.00"	2.00"	1"-8	1.19"	6,000	1.54
S0116-HB22	7/8"	1.00"	3.50"	2.34"	2.50"	1-1/8"-7	1.39"	8,000	3.00
S0116-HB25	1"	1.13"	4.00"	2.67"	2.75"	1-1/4"-7	1.60"	10,000	4.23

NOTE:
316 STAINLESS STEEL FOR MAXIMUM CORROSION RESISTANCE.
DESIGNED FOR USE WITH STANDARD SHACKLE TYPES AND SIZES.

ANCHOR BASE w/ STUD

316 STAINLESS STEEL

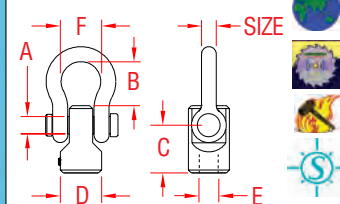


ITEM	SIZE	A	B	C	D	E	F	WLL	WT
	(nominal)					(UNC thread)		(lb)	(lb)
S0116-HC07	1/4"	0.31"	1.38"	0.64"	0.75"	3/8"-16	0.45"	1,000	0.16
S0116-HC08	5/16"	0.38"	1.63"	0.78"	0.88"	7/16"-14	0.48"	1,300	0.24
S0116-HC10	3/8"	0.44"	2.00"	0.86"	1.25"	1/2"-13	0.60"	1,500	0.54
S0116-HC12	7/16"	0.50"	2.13"	1.10"	1.38"	5/8"-11	0.65"	2,000	0.72
S0116-HC13	1/2"	0.63"	2.25"	1.32"	1.38"	3/4"-10	0.78"	3,000	0.86
S0116-HC16	5/8"	0.75"	2.67"	1.43"	1.75"	7/8"-9	1.01"	4,000	1.53
S0116-HC20	3/4"	0.88"	2.89"	1.80"	2.00"	1"-8	1.19"	6,000	2.19
S0116-HC22	7/8"	1.00"	3.50"	2.05"	2.50"	1-1/8"-7	1.39"	8,000	3.93
S0116-HC25	1"	1.13"	4.00"	2.17"	2.75"	1-1/4"-7	1.60"	10,000	5.57

NOTE:
DESIGNED FOR USE WITH STANDARD SHACKLE TYPES AND SIZES. INCLUDES HOIST ANCHOR BASE, THREADED ROD, WASHER & NUT. THREADS ARE UNC.

ANCHOR BASE w/ SHACKLE

316 STAINLESS STEEL

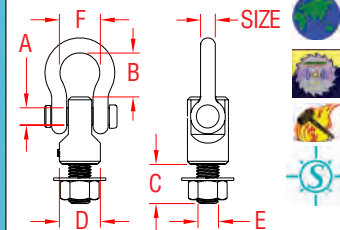


ITEM	SIZE	A	B	C	D	E	F	WLL	WT
	(nominal)					(UNC thread)		(lb)	(lb)
S0116-HD07	1/4"	0.31"	0.91"	1.00"	0.75"	3/8"-16	0.79"	1,000	0.22
S0116-HD08	5/16"	0.38"	0.99"	1.20"	0.88"	7/16"-14	0.81"	1,300	0.35
S0116-HD10	3/8"	0.44"	1.13"	1.50"	1.25"	1/2"-13	1.05"	1,500	0.78
S0116-HD12	7/16"	0.50"	1.14"	1.56"	1.38"	5/8"-11	1.14"	2,000	1.05
S0116-HD13	1/2"	0.63"	1.47"	1.59"	1.38"	3/4"-10	1.33"	3,000	1.30
S0116-HD16	5/8"	0.75"	2.00"	1.86"	1.75"	7/8"-9	1.67"	4,000	2.64
S0116-HD20	3/4"	0.88"	2.48"	2.00"	2.00"	1"-8	2.02"	6,000	3.90
S0116-HD22	7/8"	1.00"	2.78"	2.34"	2.50"	1-1/8"-7	2.24"	8,000	7.00
S0116-HD25	1"	1.13"	2.99"	2.67"	2.75"	1-1/4"-7	2.47"	10,000	9.50

NOTE:
316 STAINLESS STEEL FOR MAXIMUM CORROSION RESISTANCE.
INCLUDES HOIST ANCHOR BASE AND FIXED SHACKLE. THREADS ARE UNC.

COMPLETE HOIST ASSEMBLY

316 STAINLESS STEEL

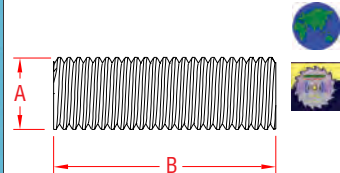


ITEM	SIZE	A	B	C	D	E	F	WLL	WT
	(nominal)					(UNC thread)		(lb)	(lb)
S0116-HF07	1/4"	0.31"	0.91"	0.64"	0.75"	3/8"-16	0.79"	1,000	0.26
S0116-HF08	5/16"	0.38"	0.99"	0.78"	0.88"	7/16"-14	0.81"	1,300	0.41
S0116-HF10	3/8"	0.44"	1.13"	0.86"	1.25"	1/2"-13	1.05"	1,500	0.86
S0116-HF12	7/16"	0.50"	1.14"	1.10"	1.38"	5/8"-11	1.14"	2,000	1.21
S0116-HF13	1/2"	0.63"	1.47"	1.32"	1.38"	3/4"-10	1.33"	3,000	1.58
S0116-HF16	5/8"	0.75"	2.00"	1.43"	1.75"	7/8"-9	1.67"	4,000	3.06
S0116-HF20	3/4"	0.88"	2.48"	1.80"	2.00"	1"-8	2.02"	6,000	4.55
S0116-HF22	7/8"	1.00"	2.78"	2.05"	2.50"	1-1/8"-7	2.24"	8,000	7.93
S0116-HF25	1"	1.13"	2.99"	2.17"	2.75"	1-1/4"-7	2.47"	10,000	10.84

NOTE:
COMPLETE HOIST ASSEMBLY. INCLUDES HOIST ANCHOR BASE, FIXED SHACKLE, THREADED ROD, WASHER AND NUT. THREADS ARE UNC.

THREADED ROD, UNC

316 STAINLESS STEEL



ITEM	A	B	THREAD	WLL	WT
	(size)			(lb)	(lb)
S0300-0007	1/4"	6 FEET	1/4"-20	475	0.76
S0300-0008	5/16"	6 FEET	5/16"-18	780	1.22
S0300-0010	3/8"	6 FEET	3/8"-16	1,160	2.30
S0300-0013	1/2"	6 FEET	1/2"-13	2,120	3.25
S0300-0016	5/8"	6 FEET	5/8"-11	3,390	5.15
S0300-0020	3/4"	6 FEET	3/4"-10	5,000	7.55
S0300-0022	7/8"	6 FEET	7/8"-9	6,930	10.26
S0300-0025	1"	6 FEET	1"-8	9,090	13.64

NOTE:
RODS WITH METRIC THREAD CAN BE SUPPLIED ON SPECIAL ORDER.

LIMITED LIFETIME WARRANTY

SUNCOR STAINLESS

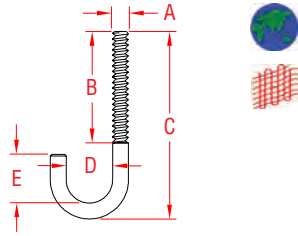
TEL 508-732-9191 • FAX 508-732-9798 • ORDERS ONLY 800-394-2222

www.suncorstainless.com

THREADED PRODUCTS

J-BOLT

304 STAINLESS STEEL



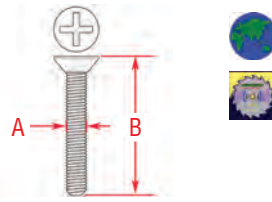
ITEM	A	B	C	D	E	WT
						(lb)
S0358-0550	3/16"	1.25"	1.88"	0.31"	0.56"	0.03
S0358-0655	7/32"	1.25"	2.13"	0.34"	0.66"	0.04
S0358-0760	1/4"	1.50"	2.31"	0.38"	0.75"	0.05
S0358-0875	5/16"	1.71"	3.00"	0.50"	0.94"	0.08
S0358-10100	3/8"	2.25"	3.75"	0.50"	1.13"	0.12
S0358-10125	3/8"	2.25"	5.00"	0.50"	1.13"	0.16
S0358-10180	3/8"	2.25"	7.00"	0.50"	1.13"	0.22
S0358-13150	1/2"	3.00"	6.00"	0.63"	1.50"	0.26

NOTE:
ALL THREADS ARE STANDARD "UNC".
FOR S0303-SERIES "UNC" RIGHT HAND NUTS, SEE PAGE 98.

MACHINE SCREW - FLATHEAD

PHILLIPS

316 STAINLESS STEEL



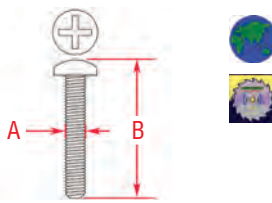
ITEM	SIZE	A	B	QTY	WT
SMALL PACKS - POLY BAG					
					(lb)
S0910-0538-10	#8-32	0.16"	1.50"	10	0.07
S0910-0638-8	#10-24	0.18"	1.50"	8	0.08
S0910-0725-4	1/4"-20	0.25"	1.00"	4	0.05
S0910-0750-4	1/4"-20	0.25"	2.00"	4	0.09
S0910-0845-3	5/16"-18	0.31"	1.50"	3	0.09
BULK 1 LB. PACKS - PLASTIC BOX					
S0910-0538-1LB	#8-32	0.16"	1.50"	1 lb (135 pcs)	1.00
S0910-0638-1LB	#10-24	0.18"	1.50"	1 lb (103 pcs)	1.00
S0910-0725-1LB	1/4"-20	0.25"	1.00"	1 lb (78 pcs)	1.00
S0910-0750-1LB	1/4"-20	0.25"	2.00"	1 lb (44 pcs)	1.00
S0910-0845-1LB	5/16"-18	0.31"	1.50"	1 lb (34 pcs)	1.00

NOTE: 316 STAINLESS. MATCHING WASHERS AND NUTS ARE AVAILABLE.

MACHINE SCREW - PANHEAD

PHILLIPS

316 STAINLESS STEEL



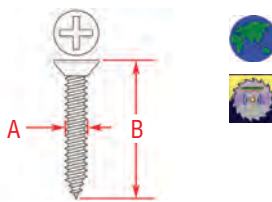
ITEM	SIZE	A	B	QTY	WT
SMALL PACKS - POLY BAG					
					(lb)
S0911-0750-4	1/4"-20	0.25"	2.00"	4	0.11
S0911-0850-3	5/16"-18	0.31"	2.00"	3	0.14
BULK 1 LB. PACKS - PLASTIC BOX					
S0911-0750-1LB	1/4"-20	0.25"	2.00"	1 lb (38 pcs)	1.00
S0911-0850-1LB	5/16"-18	0.31"	2.00"	1 lb (22 pcs)	1.00

NOTE:
316 STAINLESS FOR MAXIMUM CORROSION RESISTANCE.
MATCHING WASHERS, NUTS AND STAINLESS PHILLIPS HEAD DRIVER BITS ARE AVAILABLE.

WOOD SCREW - FLATHEAD

PHILLIPS

316 STAINLESS STEEL



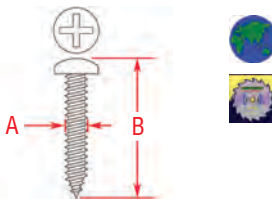
ITEM	SIZE	A	B	QTY	WT
SMALL PACKS - POLY BAG					
					(lb)
S0914-0538-10	#8	0.16"	1.50"	10	0.06
S0914-0638-8	#10	0.19"	1.50"	8	0.07
S0914-0750-4	#14 (1/4")	0.25"	2.00"	4	0.08
S0914-0850-3	#20 (5/16")	0.31"	2.00"	3	0.10
BULK 1 LB. PACKS - PLASTIC BOX					
S0914-0538-1LB	#8	0.16"	1.50"	1 lb (160 pcs)	1.00
S0914-0638-1LB	#10	0.19"	1.50"	1 lb (120 pcs)	1.00
S0914-0750-1LB	#14 (1/4")	0.25"	2.00"	1 lb (53 pcs)	1.00
S0914-0850-1LB	#20 (5/16")	0.31"	2.00"	1 lb (30 pcs)	1.00

NOTE: 316 STAINLESS FOR MAXIMUM CORROSION RESISTANCE.
STAINLESS PHILLIPS HEAD DRIVER BITS ARE AVAILABLE.

WOOD SCREW - PANHEAD

PHILLIPS

316 STAINLESS STEEL



ITEM	SIZE	A	B	QTY	WT
SMALL PACKS - POLY BAG					
					(lb)
S0913-0738-4	#14 (1/4")	0.25"	1.50"	4	0.07
S0913-0838-3	#20 (5/16")	0.31"	1.50"	3	0.10
BULK 1 LB. PACKS - PLASTIC BOX					
S0913-0738-1LB	#14 (1/4")	0.25"	1.50"	1 lb (59 pcs)	1.00
S0913-0838-1LB	#20 (5/16")	0.31"	1.50"	1 lb (32 pcs)	1.00

NOTE:
316 STAINLESS FOR MAXIMUM CORROSION RESISTANCE.
STAINLESS PHILLIPS HEAD DRIVER BITS ARE AVAILABLE.



ORDERS ONLY: 800-394-2222 (USA+CANADA)

Key:

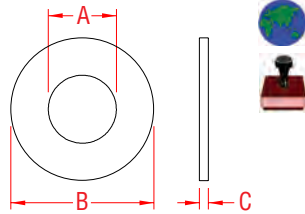
Made in USA	Drop Forged	Precision Machined	Wire Formed	Suncor Exclusive
Import	Precision Cast	Stamped	Load Rated	New Product

All logos, icons, images, measurements and descriptions are the sole property of Suncor Stainless, Inc. © 2016 Suncor Stainless, Inc.

FLAT WASHER



316 STAINLESS STEEL

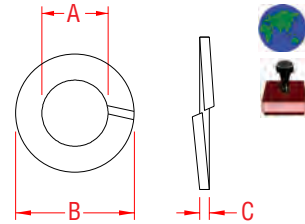


ITEM	SIZE	A	B	C	QTY	WT
SMALL PACKS - POLY BAG						
P0113-WA04-10	#8 (1/8")	0.13"	0.32"	0.03"	10	(lb) 0.008
P0113-WA05-10	#10 (3/16")	0.21"	0.43"	0.03"	10	0.010
P0113-WA07-4	#14 (1/4")	0.29"	0.62"	0.05"	4	0.014
P0113-WA08-3	#20 (5/16")	0.36"	0.75"	0.05"	3	0.014
PACKS OF 100 - PLASTIC BOX						
P0113-WA04-100	#8 (1/8")	0.13"	0.32"	0.03"	100	0.07
P0113-WA05-100	#10 (3/16")	0.21"	0.43"	0.03"	100	0.11
P0113-WA07-100	#14 (1/4")	0.29"	0.62"	0.05"	100	0.35
P0113-WA08-100	#20 (5/16")	0.36"	0.75"	0.05"	100	0.44
NOTE: 316 STAINLESS STEEL FOR MAXIMUM CORROSION RESISTANCE. COMPATIBLE FASTENERS AND NUTS ARE AVAILABLE.						

LOCK WASHER - SPLIT



316 STAINLESS STEEL

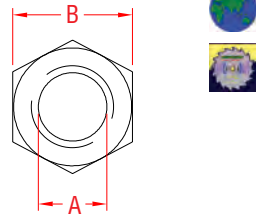


ITEM	SIZE	A	B	C	QTY	WT
SMALL PACKS - POLY BAG						
P0113-SW04-10	#8 (1/8")	0.13"	0.23"	0.03"	10	(lb) 0.004
P0113-SW05-10	#10 (3/16")	0.20"	0.33"	0.05"	10	0.010
P0113-SW07-4	#14 (1/4")	0.26"	0.48"	0.07"	4	0.012
P0113-SW08-3	#20 (5/16")	0.33"	0.58"	0.09"	3	0.014
PACKS OF 100 - PLASTIC BOX						
P0113-SW04-100	#8 (1/8")	0.13"	0.23"	0.03"	100	0.05
P0113-SW05-100	#10 (3/16")	0.20"	0.33"	0.05"	100	0.10
P0113-SW07-100	#14 (1/4")	0.26"	0.48"	0.07"	100	0.24
P0113-SW08-100	#20 (5/16")	0.33"	0.58"	0.09"	100	0.43
NOTE: 316 STAINLESS STEEL FOR MAXIMUM CORROSION RESISTANCE. COMPATIBLE FASTENERS AND NUTS ARE AVAILABLE.						

HEX NUT - RIGHT HAND



316 STAINLESS STEEL
UNC



ITEM	A	B	THREAD	QTY	WT
(size)					
SMALL PACKS - POLY BAG					
S0303-0004-10	#8 (1/8")	0.34"	#8-32	10	(lb) 0.03
S0303-0005-10	#10 (3/16")	0.37"	#10-24	10	0.03
S0303-0007-4	#14 (1/4")	0.43"	1/4"-20	4	0.03
S0303-0008-3	#20 (5/16")	0.49"	5/16"-18	3	0.03
PACKS OF 100 - PLASTIC BOX					
S0303-0004-100	#8 (1/8")	0.34"	#8-32	100	0.30
S0303-0005-100	#10 (3/16")	0.37"	#10-24	100	0.35
S0303-0007-100	#14 (1/4")	0.43"	1/4"-20	100	0.80
S0303-0008-100	#20 (5/16")	0.49"	5/16"-18	100	1.07
NOTE: 316 STAINLESS STEEL. ALL THREADS ARE STANDARD RIGHT HAND "UNC".					

SCREWDRIVER BITS - PHILLIPS



ITEM	SIZE	LENGTH	QTY	WT
410 STAINLESS STEEL				
E0101-PH02-C-2	#2	1" (25mm)	2	(lb) 0.04
E0101-PHL2-C-2	#2	2" (50mm)	2	0.06
E0101-PH03-C-2	#3	1" (25mm)	2	0.04
E0101-PHL3-C-2	#3	2" (50mm)	2	0.07
NOTE: USING STAINLESS DRIVER BITS PREVENTS CONTAMINATION OF STAINLESS SCREW HEADS. USING TYPICAL STEEL BITS CAN CAUSE STAINLESS FASTENERS TO STAIN, IF STRIPPING OCCURS DURING INSTALLATION.				
PART NUMBERS SHOWN ARE FOR 2 PACKS. HOWEVER, BULK ORDERS ARE AVAILABLE UPON REQUEST.				

FASTENER LUBRICANT



ITEM	SIZE	WT
E0102-0000	2.5 oz	(lb) 0.19
NOTE: CONTAINS BEESWAX. APPLY THIS SPECIAL FASTENER LUBRICANT TO ANY THREADED SURFACE TO EASE THREADING. VERY EFFECTIVE ON WOOD SCREWS TO ELIMINATE ANY STRIPPING OF SCREW HEADS AND TO SPEED INSTALLATION.		

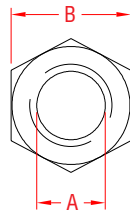


THREADED PRODUCTS

THREADED PRODUCTS

HEX NUTS

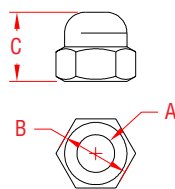
316 STAINLESS STEEL



ITEM	A (size)	B (wrench)		THREAD	WT (lb)
LEFT HAND - "UNC"					
S0302-0005	3/16"	0.31"	5/16"	10 - 24	.25/100
S0302-0007	1/4"	0.43"	7/16"	1/4" - 20	.42/100
S0302-0008	5/16"	0.47"	1/2"	5/16" - 18	.82/100
S0302-0010	3/8"	0.54"	9/16"	3/8" - 16	1.5/100
S0302-0013	1/2"	0.75"	3/4"	1/2" - 13	3.5/100
S0302-0016	5/8"	0.94"	15/16"	5/8" - 11	7.0/100
S0302-0020	3/4"	1.13"	1-1/8"	3/4" - 10	13.0/100
S0302-0025	1"	1.51"	1-1/2"	1" - 8	31.0/100
S0302-0028	1-1/8"	1.65"	1-5/8"	1-1/8" - 7	40.0/100
S0302-0032	1-1/4"	1.77"	1-3/4"	1-1/4" - 7	58.0/100
RIGHT HAND - "UNC"					
S0303-0005	3/16"	0.31"	5/16"	10 - 24	.25/100
S0303-0007	1/4"	0.43"	7/16"	1/4" - 20	.42/100
S0303-0008	5/16"	0.47"	1/2"	5/16" - 18	.82/100
S0303-0010	3/8"	0.54"	9/16"	3/8" - 16	1.5/100
S0303-0013	1/2"	0.75"	3/4"	1/2" - 13	3.5/100
S0303-0016	5/8"	0.94"	15/16"	5/8" - 11	7.0/100
S0303-0020	3/4"	1.13"	1-1/8"	3/4" - 10	13.0/100
S0303-0025	1"	1.51"	1-1/2"	1" - 8	31.0/100
S0303-0028	1-1/8"	1.65"	1-5/8"	1-1/8" - 7	40.0/100
S0303-0032	1-1/4"	1.77"	1-3/4"	1-1/4" - 7	58.0/100
RIGHT HAND - METRIC					
S0303-MM05	5 mm	0.31"	5/16"	M5 x 0.8	.25/100
S0303-MM06	6 mm	0.38"	3/8"	M6 x 1.0	.45/100
S0303-MM10	10 mm	0.65"	5/8"	M10 x 1.5	2.0/100
S0303-MM12	12 mm	0.74"	3/4"	M12 x 1.75	3.5/100
S0303-MM16	16 mm	0.93"	15/16"	M16 x 2.0	8.0/100
S0303-MM20	20 mm	1.17"	1-3/16"	M20 x 2.5	12.0/100
LEFT HAND - STANDARD "UNF"					
S0304-0005	3/16"	0.31"	5/16"	10 - 32	.25/100
S0304-0007	1/4"	0.43"	7/16"	1/4" - 28	.42/100
S0304-0008	5/16"	0.47"	1/2"	5/16" - 24	.82/100
S0304-0010	3/8"	0.54"	9/16"	3/8" - 24	1.5/100
S0304-0013	1/2"	0.75"	3/4"	1/2" - 20	3.5/100
S0304-0016	5/8"	0.94"	15/16"	5/8" - 18	7.0/100
S0304-0020	3/4"	1.09"	1-1/8"	3/4" - 16	10.0/100
RIGHT HAND - STANDARD "UNF"					
S0305-0005	3/16"	0.31"	5/16"	10 - 32	.25/100
S0305-0007	1/4"	0.43"	7/16"	1/4" - 28	.42/100
S0305-0008	5/16"	0.47"	1/2"	5/16" - 24	.82/100
S0305-0010	3/8"	0.54"	9/16"	3/8" - 24	1.5/100
S0305-0013	1/2"	0.75"	3/4"	1/2" - 20	3.5/100
S0305-0016	5/8"	0.94"	15/16"	5/8" - 18	7.0/100
S0305-0020	3/4"	1.09"	1-1/8"	3/4" - 16	10.0/100

ACORN NUT

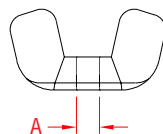
316 STAINLESS STEEL
UNC



ITEM	A (size)	B (wrench)		C	THREAD	WT (lb)
S0306-0005	3/16"	0.38"	3/8"	0.42"	10 - 24	.48/100
S0306-0007	1/4"	0.44"	7/16"	0.47"	1/4" - 20	.93/100
S0306-0008	5/16"	0.56"	9/16"	0.53"	5/16" - 18	1.7/100
S0306-0010	3/8"	0.63"	5/8"	0.63"	3/8" - 16	4.0/100
S0306-0012	7/16"	0.63"	5/8"	0.72"	7/16" - 13	7.5/100
S0306-0013	1/2"	0.75"	3/4"	0.81"	1/2" - 13	8.0/100
S0306-0016	5/8"	1.00"	1"	0.98"	5/8" - 11	15.0/100
S0306-0020	3/4"	1.06"	1-1/16"	1.19"	3/4" - 10	35.0/100

WING NUT

304 STAINLESS STEEL



ITEM	A (size)	THREAD	WT (lb)
S0301-0005	3/16"	10 - 24	0.01
S0301-0007	1/4"	1/4" - 20	0.02
S0301-0008	5/16"	5/16" - 18	0.04
S0301-0010	3/8"	3/8" - 16	0.08
S0301-0013	1/2"	1/2" - 13	0.13
S0301-0016	5/8"	5/8" - 11	0.20

NOTE:
HEAVY DUTY, PRECISION CAST WING NUT.
ALL THREADS ARE RIGHT HAND - STANDARD "UNC".



ORDERS ONLY: 800-394-2222
(USA+CANADA)

Key:



Made in USA



Drop Forged



Precision Machined



Wire Formed



Suncor Exclusive



Import



Precision Cast



Stamped



Load Rated



New Product

All logos, icons, images, measurements and descriptions are the sole property of Suncor Stainless, Inc.
© 2016 Suncor Stainless, Inc.

SUNCOR STAINLESS, INC.

WEBBING




www.suncorstainless.com


WEBBING HARDWARE

WEBBING HARDWARE

RATCHET ASSEMBLY W/ CLIPS 304 AND 316 STAINLESS STEEL & WEBBING



RATCHET ASSEMBLY W/ "J" HOOKS 304 STAINLESS STEEL & WEBBING



ITEM WEBBING LENGTH LENGTH CLIPS WLL WT

	(width)	(overall)	(fixed end)	(part #)	(lb)	(lb)
BLACK						
S0201-0325	1"	3'	12"	S0172-0080	350	0.86
S0201-0425	1"	4'	12"	S0172-0080	350	0.89
S0201-0525	1"	5'	12"	S0172-0080	350	0.92
S0201-0625	1"	6'	12"	S0172-0080	350	0.95
S0201-1025	1"	10'	12"	S0172-0080	350	1.05
S0201-1225	1"	12'	12"	S0172-0080	350	1.11
S0201-1625	1"	16'	12"	S0172-0080	350	1.23
S0201-2025	1"	20'	12"	S0172-0080	350	1.35
S0201-2525	1"	25'	12"	S0172-0080	350	1.50
BLUE						
S0201-0325-B	1"	3'	12"	S0172-0080	350	0.86
S0201-0425-B	1"	4'	12"	S0172-0080	350	0.89
S0201-0525-B	1"	5'	12"	S0172-0080	350	0.92
S0201-0625-B	1"	6'	12"	S0172-0080	350	0.95
S0201-1025-B	1"	10'	12"	S0172-0080	350	1.05
S0201-1225-B	1"	12'	12"	S0172-0080	350	1.11
S0201-1625-B	1"	16'	12"	S0172-0080	350	1.23
S0201-2025-B	1"	20'	12"	S0172-0080	350	1.35
WHITE						
S0201-0525-W	1"	5'	12"	S0172-0080	350	0.92
S0201-1025-W	1"	10'	12"	S0172-0080	350	1.05
S0201-2025-W	1"	20'	12"	S0172-0080	350	1.35

NOTE:
INFORMATION ON S0201-0025 RATCHET BUCKLE CAN BE FOUND ON PAGE 104 FOR INFORMATION ON S0172-0080 HARNESS CLIP SEE PAGE 60.

BLACK						
S0203-0338	1-1/2"	3'	14"	S0172-0100	1,100	2.38
S0203-0438	1-1/2"	4'	14"	S0172-0100	1,100	2.42
S0203-0538	1-1/2"	5'	14"	S0172-0100	1,100	2.46
S0203-0638	1-1/2"	6'	14"	S0172-0100	1,100	2.50
S0203-1038	1-1/2"	10'	14"	S0172-0100	1,100	2.66
S0203-1238	1-1/2"	12'	14"	S0172-0100	1,100	2.74
S0203-1638	1-1/2"	16'	14"	S0172-0100	1,100	2.90
S0203-2038	1-1/2"	20'	14"	S0172-0100	1,100	3.06
BLUE						
S0203-0338-B	1-1/2"	3'	14"	S0172-0100	1,100	2.38
S0203-0438-B	1-1/2"	4'	14"	S0172-0100	1,100	2.42
S0203-0538-B	1-1/2"	5'	14"	S0172-0100	1,100	2.46
S0203-0638-B	1-1/2"	6'	14"	S0172-0100	1,100	2.50
S0203-1038-B	1-1/2"	10'	14"	S0172-0100	1,100	2.66
S0203-1238-B	1-1/2"	12'	14"	S0172-0100	1,100	2.74
S0203-1638-B	1-1/2"	16'	14"	S0172-0100	1,100	2.90
S0203-2038-B	1-1/2"	20'	14"	S0172-0100	1,100	3.06

NOTE:
INFORMATION ON S0203-HD38 RATCHET BUCKLE CAN BE FOUND ON PAGE 104. FOR INFORMATION ON S0172-0100 HARNESS CLIP SEE PAGE 60.

BLACK						
S0204-0350	2"	3'	17"	S0172-0120	1,540	3.72
S0204-0450	2"	4'	17"	S0172-0120	1,540	3.78
S0204-0550	2"	5'	17"	S0172-0120	1,540	3.84
S0204-0650	2"	6'	17"	S0172-0120	1,540	3.90
S0204-1050	2"	10'	17"	S0172-0120	1,540	4.13
S0204-1250	2"	12'	17"	S0172-0120	1,540	4.25
S0204-1650	2"	16'	17"	S0172-0120	1,540	4.49
S0204-2050	2"	20'	17"	S0172-0120	1,540	4.73
BLUE						
S0204-0350-B	2"	3'	17"	S0172-0120	1,540	3.72
S0204-0450-B	2"	4'	17"	S0172-0120	1,540	3.78
S0204-0550-B	2"	5'	17"	S0172-0120	1,540	3.84
S0204-0650-B	2"	6'	17"	S0172-0120	1,540	3.90
S0204-1050-B	2"	10'	17"	S0172-0120	1,540	4.13
S0204-1250-B	2"	12'	17"	S0172-0120	1,540	4.25
S0204-1650-B	2"	16'	17"	S0172-0120	1,540	4.49
S0204-2050-B	2"	20'	17"	S0172-0120	1,540	4.73

NOTE:
INFORMATION ON S0204-HD50 RATCHET BUCKLE CAN BE FOUND ON PAGE 104. FOR INFORMATION ON S0172-0120 HARNESS CLIP SEE PAGE 60.

ITEM WEBBING LENGTH LENGTH HOOKS WLL WT

	(width)	(overall)	(fixed end)	(part #)	(lb)	(lb)
BLACK						
S0201-JJ03	1"	3'	12"	S0211-0025	400	0.86
S0201-JJ04	1"	4'	12"	S0211-0025	400	0.89
S0201-JJ05	1"	5'	12"	S0211-0025	400	0.92
S0201-JJ06	1"	6'	12"	S0211-0025	400	0.95
S0201-JJ10	1"	10'	12"	S0211-0025	400	1.05
S0201-JJ12	1"	12'	12"	S0211-0025	400	1.11
S0201-JJ16	1"	16'	12"	S0211-0025	400	1.23
S0201-JJ20	1"	20'	12"	S0211-0025	400	1.35
BLUE						
S0201-JJ03-B	1"	3'	12"	S0211-0025	400	0.86
S0201-JJ04-B	1"	4'	12"	S0211-0025	400	0.89
S0201-JJ05-B	1"	5'	12"	S0211-0025	400	0.92
S0201-JJ06-B	1"	6'	12"	S0211-0025	400	0.95
S0201-JJ10-B	1"	10'	12"	S0211-0025	400	1.05
S0201-JJ12-B	1"	12'	12"	S0211-0025	400	1.11
S0201-JJ16-B	1"	16'	12"	S0211-0025	400	1.23
S0201-JJ20-B	1"	20'	12"	S0211-0025	400	1.35

NOTE:
INFORMATION ON S0201-0025 RATCHET BUCKLE CAN BE FOUND ON PAGE 104. FOR INFORMATION ON S0211-0025 "J" HOOKS SEE PAGE 106.

BLACK						
S0203-JJ03	1-1/2"	3'	14"	S0211-0038	1,000	2.38
S0203-JJ04	1-1/2"	4'	14"	S0211-0038	1,000	2.42
S0203-JJ05	1-1/2"	5'	14"	S0211-0038	1,000	2.46
S0203-JJ06	1-1/2"	6'	14"	S0211-0038	1,000	2.50
S0203-JJ10	1-1/2"	10'	14"	S0211-0038	1,000	2.66
S0203-JJ12	1-1/2"	12'	14"	S0211-0038	1,000	2.74
S0203-JJ16	1-1/2"	16'	14"	S0211-0038	1,000	2.90
S0203-JJ20	1-1/2"	20'	14"	S0211-0038	1,000	3.06
BLUE						
S0203-JJ03-B	1-1/2"	3'	14"	S0211-0038	1,000	2.38
S0203-JJ04-B	1-1/2"	4'	14"	S0211-0038	1,000	2.42
S0203-JJ05-B	1-1/2"	5'	14"	S0211-0038	1,000	2.46
S0203-JJ06-B	1-1/2"	6'	14"	S0211-0038	1,000	2.50
S0203-JJ10-B	1-1/2"	10'	14"	S0211-0038	1,000	2.66
S0203-JJ12-B	1-1/2"	12'	14"	S0211-0038	1,000	2.74
S0203-JJ16-B	1-1/2"	16'	14"	S0211-0038	1,000	2.90
S0203-JJ20-B	1-1/2"	20'	14"	S0211-0038	1,000	3.06

NOTE:
INFORMATION ON S0203-HD38 RATCHET BUCKLE CAN BE FOUND ON PAGE 104. FOR INFORMATION ON S0211-0038 "J" HOOKS SEE PAGE 106.

BLACK						
S0204-JJ03	2"	3'	17"	S0211-0050	1,500	3.72
S0204-JJ04	2"	4'	17"	S0211-0050	1,500	3.78
S0204-JJ05	2"	5'	17"	S0211-0050	1,500	3.84
S0204-JJ06	2"	6'	17"	S0211-0050	1,500	3.90
S0204-JJ10	2"	10'	17"	S0211-0050	1,500	4.13
S0204-JJ12	2"	12'	17"	S0211-0050	1,500	4.25
S0204-JJ16	2"	16'	17"	S0211-0050	1,500	4.49
S0204-JJ20	2"	20'	17"	S0211-0050	1,500	4.73
BLUE						
S0204-JJ03-B	2"	3'	17"	S0211-0050	1,500	3.72
S0204-JJ04-B	2"	4'	17"	S0211-0050	1,500	3.78
S0204-JJ05-B	2"	5'	17"	S0211-0050	1,500	3.84
S0204-JJ06-B	2"	6'	17"	S0211-0050	1,500	3.90
S0204-JJ10-B	2"	10'	17"	S0211-0050	1,500	4.13
S0204-JJ12-B	2"	12'	17"	S0211-0050	1,500	4.25
S0204-JJ16-B	2"	16'	17"	S0211-0050	1,500	4.49
S0204-JJ20-B	2"	20'	17"	S0211-0050	1,500	4.73

NOTE:
INFORMATION ON S0204-HD50 RATCHET BUCKLE CAN BE FOUND ON PAGE 104. FOR INFORMATION ON S0211-0050 "J" HOOKS SEE PAGE 106.



Key: Made in USA Drop Forged Precision Machined Wire Formed Suncor Exclusive
 Import Precision Cast Stamped Load Rated New Product

ORDERS ONLY: 800-394-2222 (USA+CANADA)

All logos, icons, images, measurements and descriptions are the sole property of Suncor Stainless, Inc. © 2016 Suncor Stainless, Inc.

RATCHET ASSEMBLY W/ "S" HOOKS 304 AND 316 STAINLESS STEEL & WEBBING



RATCHET ASSEMBLY W/ FLAT HOOKS 304 STAINLESS STEEL & WEBBING



ITEM	WEBBING (width)	LENGTH (overall)	LENGTH (fixed end)	HOOKS (part #)	WLL (lb)	WT (lb)
BLACK						
S0201-SS03	1"	3'	12"	S0212-0025	200	0.80
S0201-SS04	1"	4'	12"	S0212-0025	200	0.83
S0201-SS05	1"	5'	12"	S0212-0025	200	0.85
S0201-SS06	1"	6'	12"	S0212-0025	200	0.87
S0201-SS10	1"	10'	12"	S0212-0025	200	0.99
S0201-SS12	1"	12'	12"	S0212-0025	200	1.05
S0201-SS16	1"	16'	12"	S0212-0025	200	1.17
S0201-SS20	1"	20'	12"	S0212-0025	200	1.29
BLUE						
S0201-SS03-B	1"	3'	12"	S0212-0025	200	0.80
S0201-SS04-B	1"	4'	12"	S0212-0025	200	0.83
S0201-SS05-B	1"	5'	12"	S0212-0025	200	0.85
S0201-SS06-B	1"	6'	12"	S0212-0025	200	0.87
S0201-SS10-B	1"	10'	12"	S0212-0025	200	0.99
S0201-SS12-B	1"	12'	12"	S0212-0025	200	1.05
S0201-SS16-B	1"	16'	12"	S0212-0025	200	1.17
S0201-SS20-B	1"	20'	12"	S0212-0025	200	1.29
NOTE: INFORMATION ON SO201-0025 RATCHET BUCKLE CAN BE FOUND ON PAGE 104. FOR INFORMATION ON SO212-0025 "S" WEB HOOKS SEE PAGE 106.						
BLACK						
S0203-SS03	1-1/2"	3'	14"	S0212-0038	300	2.30
S0203-SS04	1-1/2"	4'	14"	S0212-0038	300	2.34
S0203-SS05	1-1/2"	5'	14"	S0212-0038	300	2.38
S0203-SS06	1-1/2"	6'	14"	S0212-0038	300	2.42
S0203-SS10	1-1/2"	10'	14"	S0212-0038	300	2.58
S0203-SS12	1-1/2"	12'	14"	S0212-0038	300	2.66
S0203-SS16	1-1/2"	16'	14"	S0212-0038	300	2.82
S0203-SS20	1-1/2"	20'	14"	S0212-0038	300	2.98
BLUE						
S0203-SS03-B	1-1/2"	3'	14"	S0212-0038	300	2.30
S0203-SS04-B	1-1/2"	4'	14"	S0212-0038	300	2.34
S0203-SS05-B	1-1/2"	5'	14"	S0212-0038	300	2.38
S0203-SS06-B	1-1/2"	6'	14"	S0212-0038	300	2.42
S0203-SS10-B	1-1/2"	10'	14"	S0212-0038	300	2.58
S0203-SS12-B	1-1/2"	12'	14"	S0212-0038	300	2.66
S0203-SS16-B	1-1/2"	16'	14"	S0212-0038	300	2.82
S0203-SS20-B	1-1/2"	20'	14"	S0212-0038	300	2.98
NOTE: INFORMATION ON SO203-HD38 RATCHET BUCKLE CAN BE FOUND ON PAGE 104. FOR INFORMATION ON SO212-0038 "S" WEB HOOKS SEE PAGE 106.						
BLACK						
S0204-SS03	2"	3'	17"	S0212-0050	400	3.60
S0204-SS04	2"	4'	17"	S0212-0050	400	3.66
S0204-SS05	2"	5'	17"	S0212-0050	400	3.72
S0204-SS06	2"	6'	17"	S0212-0050	400	3.78
S0204-SS10	2"	10'	17"	S0212-0050	400	4.01
S0204-SS12	2"	12'	17"	S0212-0050	400	4.13
S0204-SS16	2"	16'	17"	S0212-0050	400	4.37
S0204-SS20	2"	20'	17"	S0212-0050	400	4.61
BLUE						
S0204-SS03-B	2"	3'	17"	S0212-0050	400	3.60
S0204-SS04-B	2"	4'	17"	S0212-0050	400	3.66
S0204-SS05-B	2"	5'	17"	S0212-0050	400	3.72
S0204-SS06-B	2"	6'	17"	S0212-0050	400	3.78
S0204-SS10-B	2"	10'	17"	S0212-0050	400	4.01
S0204-SS12-B	2"	12'	17"	S0212-0050	400	4.13
S0204-SS16-B	2"	16'	17"	S0212-0050	400	4.37
S0204-SS20-B	2"	20'	17"	S0212-0050	400	4.61
NOTE: INFORMATION ON SO204-HD50 RATCHET BUCKLE CAN BE FOUND ON PAGE 104. FOR INFORMATION ON SO212-0050 "S" WEB HOOKS SEE PAGE 106.						

ITEM	WEBBING (width)	LENGTH (overall)	LENGTH (fixed end)	HOOKS (part #)	WLL (lb)	WT (lb)
BLACK						
S0201-FH03	1"	3'	12"	S0210-0025	350	0.62
S0201-FH04	1"	4'	12"	S0210-0025	350	0.65
S0201-FH05	1"	5'	12"	S0210-0025	350	0.68
S0201-FH06	1"	6'	12"	S0210-0025	350	0.71
S0201-FH10	1"	10'	12"	S0210-0025	350	0.81
S0201-FH12	1"	12'	12"	S0210-0025	350	0.87
S0201-FH16	1"	16'	12"	S0210-0025	350	0.99
S0201-FH20	1"	20'	12"	S0210-0025	350	1.11
BLUE						
S0201-FH03-B	1"	3'	12"	S0210-0025	350	0.62
S0201-FH04-B	1"	4'	12"	S0210-0025	350	0.65
S0201-FH05-B	1"	5'	12"	S0210-0025	350	0.68
S0201-FH06-B	1"	6'	12"	S0210-0025	350	0.71
S0201-FH10-B	1"	10'	12"	S0210-0025	350	0.81
S0201-FH12-B	1"	12'	12"	S0210-0025	350	0.87
S0201-FH16-B	1"	16'	12"	S0210-0025	350	0.99
S0201-FH20-B	1"	20'	12"	S0210-0025	350	1.11
NOTE: INFORMATION ON SO201-0025 RATCHET BUCKLE CAN BE FOUND ON PAGE 104. FOR INFORMATION ON SO210-0025 FLAT WEB HOOKS SEE PAGE 106.						
BLACK						
S0203-FH03	1-1/2"	3'	14"	S0210-0038	1,000	2.66
S0203-FH04	1-1/2"	4'	14"	S0210-0038	1,000	2.70
S0203-FH05	1-1/2"	5'	14"	S0210-0038	1,000	2.74
S0203-FH06	1-1/2"	6'	14"	S0210-0038	1,000	2.78
S0203-FH10	1-1/2"	10'	14"	S0210-0038	1,000	2.94
S0203-FH12	1-1/2"	12'	14"	S0210-0038	1,000	3.02
S0203-FH16	1-1/2"	16'	14"	S0210-0038	1,000	3.18
S0203-FH20	1-1/2"	20'	14"	S0210-0038	1,000	3.34
BLUE						
S0203-FH03-B	1-1/2"	3'	14"	S0210-0038	1,000	2.66
S0203-FH04-B	1-1/2"	4'	14"	S0210-0038	1,000	2.70
S0203-FH05-B	1-1/2"	5'	14"	S0210-0038	1,000	2.74
S0203-FH06-B	1-1/2"	6'	14"	S0210-0038	1,000	2.78
S0203-FH10-B	1-1/2"	10'	14"	S0210-0038	1,000	2.94
S0203-FH12-B	1-1/2"	12'	14"	S0210-0038	1,000	3.02
S0203-FH16-B	1-1/2"	16'	14"	S0210-0038	1,000	3.18
S0203-FH20-B	1-1/2"	20'	14"	S0210-0038	1,000	3.34
NOTE: INFORMATION ON SO203-HD38 RATCHET BUCKLE CAN BE FOUND ON PAGE 104. FOR INFORMATION ON SO210-0038 FLAT WEB HOOKS SEE PAGE 106.						
BLACK						
S0204-FH03	2"	3'	17"	S0210-0050	1,500	3.54
S0204-FH04	2"	4'	17"	S0210-0050	1,500	3.60
S0204-FH05	2"	5'	17"	S0210-0050	1,500	3.66
S0204-FH06	2"	6'	17"	S0210-0050	1,500	3.72
S0204-FH10	2"	10'	17"	S0210-0050	1,500	3.95
S0204-FH12	2"	12'	17"	S0210-0050	1,500	4.07
S0204-FH16	2"	16'	17"	S0210-0050	1,500	4.31
S0204-FH20	2"	20'	17"	S0210-0050	1,500	4.55
BLUE						
S0204-FH03-B	2"	3'	17"	S0210-0050	1,500	3.54
S0204-FH04-B	2"	4'	17"	S0210-0050	1,500	3.60
S0204-FH05-B	2"	5'	17"	S0210-0050	1,500	3.66
S0204-FH06-B	2"	6'	17"	S0210-0050	1,500	3.72
S0204-FH10-B	2"	10'	17"	S0210-0050	1,500	3.95
S0204-FH12-B	2"	12'	17"	S0210-0050	1,500	4.07
S0204-FH16-B	2"	16'	17"	S0210-0050	1,500	4.31
S0204-FH20-B	2"	20'	17"	S0210-0050	1,500	4.55
NOTE: INFORMATION ON SO204-HD50 RATCHET BUCKLE CAN BE FOUND ON PAGE 104. FOR INFORMATION ON SO210-0050 FLAT WEB HOOKS SEE PAGE 106.						



LIMITED LIFETIME WARRANTY

WEBBING HARDWARE

WEBBING HARDWARE

OVER-CENTER ASSEMBLY W/ CLIPS

304 AND 316 STAINLESS STEEL & WEBBING



fixed end




ITEM	WEBBING (width)	LENGTH (overall)	LENGTH (fixed end)	CLIPS (part #)	WLL (lb)	WT (lb)
BLACK						
S0207-0325	1"	3'	12"	S0172-0080	300	0.55
S0207-0425	1"	4'	12"	S0172-0080	300	0.58
S0207-0525	1"	5'	12"	S0172-0080	300	0.61
S0207-0625	1"	6'	12"	S0172-0080	300	0.64
S0207-1025	1"	10'	12"	S0172-0080	300	0.75
S0207-1225	1"	12'	12"	S0172-0080	300	0.81
S0207-1625	1"	16'	12"	S0172-0080	300	0.93
S0207-2025	1"	20'	12"	S0172-0080	300	1.05
BLUE						
S0207-0325-B	1"	3'	12"	S0172-0080	300	0.55
S0207-0425-B	1"	4'	12"	S0172-0080	300	0.58
S0207-0525-B	1"	5'	12"	S0172-0080	300	0.61
S0207-0625-B	1"	6'	12"	S0172-0080	300	0.64
S0207-1025-B	1"	10'	12"	S0172-0080	300	0.75
S0207-1225-B	1"	12'	12"	S0172-0080	300	0.81
S0207-1625-B	1"	16'	12"	S0172-0080	300	0.93
S0207-2025-B	1"	20'	12"	S0172-0080	300	1.05
BLACK						
S0207-0350	2"	3'	17"	S0172-0120	600	2.24
S0207-0450	2"	4'	17"	S0172-0120	600	2.28
S0207-0550	2"	5'	17"	S0172-0120	600	2.32
S0207-0650	2"	6'	17"	S0172-0120	600	2.36
S0207-1050	2"	10'	17"	S0172-0120	600	2.53
S0207-1250	2"	12'	17"	S0172-0120	600	2.61
S0207-1650	2"	16'	17"	S0172-0120	600	2.77
S0207-2050	2"	20'	17"	S0172-0120	600	2.93
BLUE						
S0207-0350-B	2"	3'	17"	S0172-0120	600	2.24
S0207-0450-B	2"	4'	17"	S0172-0120	600	2.28
S0207-0550-B	2"	5'	17"	S0172-0120	600	2.32
S0207-0650-B	2"	6'	17"	S0172-0120	600	2.36
S0207-1050-B	2"	10'	17"	S0172-0120	600	2.53
S0207-1250-B	2"	12'	17"	S0172-0120	600	2.61
S0207-1650-B	2"	16'	17"	S0172-0120	600	2.77
S0207-2050-B	2"	20'	17"	S0172-0120	600	2.93

NOTE:
INFORMATION ON S0207-0050 OVER-CENTER BUCKLE, PAGE 104 AND S0172-0120 HARNESS CLIPS, PAGE 60.



HANGING or STRAP KIT #1

304 and 316 STAINLESS STEEL & WEBBING



ITEM	WEBBING (width)	LENGTH (overall)	CLIP (part #)	WLL (lb)	WT (lb)
S0236-0000	1"	48"	S0220-0025	70	0.20

NOTE:
THIS KIT INCLUDES 48" OF 1" WEBBING WITH A BIMINI CLIP, ONE FIXED THREADING PLATE FOR ADJUSTMENT AND A WELDED "D" RING. SEE PAGE 106-107 FOR BIMINI CLIP PART S0220-0025 AND THREADED PLATE S0215-0025.



HANGING or STRAP KIT #2

304 and 316 STAINLESS STEEL & WEBBING




ITEM	WEBBING (width)	LENGTH (overall)	CLIP (part #)	WLL (lb)	WT (lb)
S0236-0001	1"	48"	S0221-0025	130	0.24

NOTE:
THIS KIT INCLUDES 48" OF 1" WEBBING WITH A SWIVEL CLIP, ONE FIXED THREADING PLATE FOR ADJUSTMENT AND A WELDED "D" RING. SEE PAGE 106-107 FOR SWIVEL CLIP PART S0221-0025 AND THREADED PLATE S0215-0025.



HANGING or STRAP KIT #3

304 and 316 STAINLESS STEEL & WEBBING

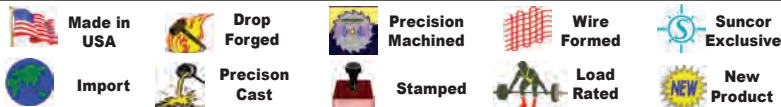


ITEM	WEBBING (width)	LENGTH (overall)	CLIP (part #)	WLL (lb)	WT (lb)
S0236-0002	1"	48"	S0221-0025	130	0.26

NOTE:
THIS KIT INCLUDES 48" OF 1" WEBBING WITH A SWIVEL CLIP AND THE STAR ADJUSTER. SEE PAGE 107 FOR STAR ADJUSTER S0217-0025 AND PAGE 106 FOR SWIVEL CLIP S0221-0025.



Key:




All logos, icons, images, measurements and descriptions are the sole property of Suncor Stainless, Inc. © 2016 Suncor Stainless, Inc.



ORDERS ONLY: 800-394-2222 (USA+CANADA)

COVER TIE-DOWN KIT 316 STAINLESS STEEL & WEBBING



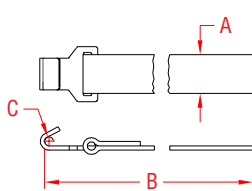
ITEM	WEBBING LENGTH		HOOKS (part #)	WLL (lb)	WT (lb)
	(width)	(overall)			
S0280-0004	1"	4'	S0212-0025	170	0.48
S0280-0008	1"	8'	S0212-0025	170	0.64
S0280-0012	1"	12'	S0212-0025	170	0.80
S0280-0016	1"	16'	S0212-0025	170	0.96

NOTE:
TOTAL STRAP LENGTH IS DIVIDED INTO TWO STRAPS
WITH A WELDED "S" HOOK ON THE END OF EACH.

WEBBING WITH FLAT HOOK 304 STAINLESS STEEL & WEBBING



304 STAINLESS STEEL & WEBBING



ITEM	A	B	C	WLL (lb)	WT (lb)
	(width)	(length)			
S0233-0002	1"	24"	0.25"	350	0.12
S0233-0005	1"	60"	0.25"	350	0.24

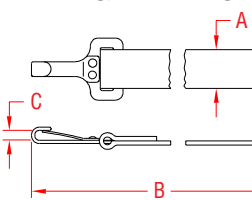
NOTE:
OTHER WEBBING LENGTHS ARE AVAILABLE ON SPECIAL ORDER.
WEBBING IS HIGH QUALITY NYLON. FLAT HOOKS ARE ITEM
S0210-0025. FOR MORE SPECIFICATIONS, SEE PRODUCT ON PAGE 106.



WEBBING WITH BIMINI CLIP 304 STAINLESS STEEL & WEBBING



304 STAINLESS STEEL & WEBBING



ITEM	A	B	C	WLL (lb)	WT (lb)
	(width)	(length)			
S0234-0004	1"	48"	0.20"	70	0.13

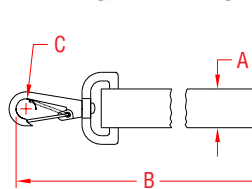
NOTE:
OTHER WEBBING LENGTHS ARE AVAILABLE ON SPECIAL ORDER.
WEBBING IS HIGH QUALITY NYLON. BIMINI HOOKS ARE ITEM
S0220-0025. FOR MORE SPECIFICATIONS, SEE PRODUCT ON PAGE 106.



WEBBING WITH SWIVEL CLIP 304 STAINLESS STEEL & WEBBING



304 STAINLESS STEEL & WEBBING



ITEM	A	B	C	WLL (lb)	WT (lb)
	(width)	(length)			
S0235-0004	1"	48"	0.41"	130	0.18

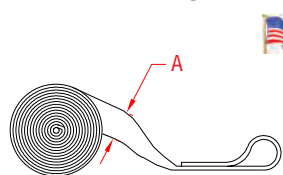
NOTE:
OTHER WEBBING LENGTHS ARE AVAILABLE ON SPECIAL ORDER.
WEBBING IS HIGH QUALITY NYLON. SWIVEL HOOKS ARE ITEM
S0221-0025. FOR MORE SPECIFICATIONS, SEE PRODUCT ON PAGE 106.



WEBBING WITH SEWN LOOP WEBBING



WEBBING



ITEM	A	LENGTH	WLL (lb)	WT (lb)
S0232-0003	1"	36"	1,000	0.12
S0232-0004	1"	48"	1,000	0.16

NOTE:
OTHER WEBBING LENGTH OR WIDTH COMBINATIONS ARE AVAILABLE
ON SPECIAL ORDER. WEBBING IS HIGH QUALITY NYLON.

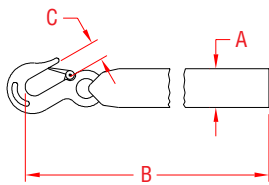


**LIMITED LIFETIME
WARRANTY**

WEBBING AND HOOK




316 STAINLESS STEEL & WEBBING




ITEM	A	B	C	HOOK	WLL	WT
C0270-2050	2"	20 FT.	0.70"	S0454-0008	(lb) 1,600	(lb) 1.25

NOTE:
THIS ASSEMBLY IS OFFERED AS A REPLACEMENT OR AN UPGRADE FOR WINCHES USING WEBBING AND HOOK COMBINATIONS. OTHER LENGTHS OF WEBBING ARE AVAILABLE ON SPECIAL ORDER.
WEBBING IS HIGH QUALITY NYLON. HOOK (S0454-0008 ON PAGE 56) IS FORGED STAINLESS STEEL.



TRAILER WINCH

304 / 410 STAINLESS STEEL



ITEM	LENGTH	WIDTH	HEIGHT	WLL	WT
	(size)			(lb)	(lb)
C0270-0001	7.25"	4.25"	6.00"	1,200	5.60

NOTE:
RATCHET LEVER CAN BE SET TO FORWARD, NEUTRAL OR REVERSE. MEASURED WITHOUT HANDLE INSTALLED.

C0270-2001 WINCH WITH STRAP AND HOOK

NOTE:
WINCH AS ABOVE WITH WEBBING AND HOOK INCLUDED. ASSEMBLY IS WINCH, AN INSTALLED 20' WEB STRAP AND A FORGED EYE HOOK. REPLACEMENT STRAPS SOLD SEPARATELY: S0270-2050.

RATCHET BUCKLE

304 STAINLESS STEEL



ITEM	WEBBING WIDTH	LENGTH	HEIGHT	WLL	WT
	(width)			(lb)	(lb)
S0201-0025	1"	1.50"	4.53"	350	0.45

HEAVY DUTY

S0203-HD38	1-1/2"	2.48"	5.87"	2.36"	1,320	1.60
S0204-HD50	2"	3.00"	6.54"	2.44"	1,670	2.18

NOTE:
EACH RATCHET BUCKLE CHANGES IN APPEARANCE. THE HANDLE GETS BIGGER AS THE SIZE INCREASES. RATCHET BUCKLES HAVE DUAL LOCKS.
HD MODELS ALSO FEATURE PATENTED "HANDLE DOWN" LOCK. RATCHET BUCKLES OFFER THE TIGHTEST GRIP AND THE EASIEST ADJUSTMENT.

OVER-CENTER BUCKLE

304 STAINLESS STEEL

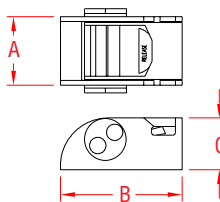


ITEM	WEBBING WIDTH	LENGTH	HEIGHT	WLL	WT
				(lb)	(lb)
S0207-0025	1"	1.39"	3.69"	300	0.14
S0207-0050	2"	2.45"	7.16"	600	0.57

NOTE:
GOOD GRIP. COMES WITH THREADING DIRECTIONS.
S0207-0050 OVER-CENTER BUCKLE CAN BE SURFACE MOUNTED.

MINI OVER-CENTER BUCKLE

304 STAINLESS STEEL



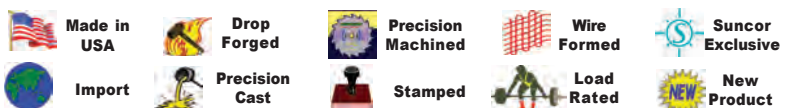
ITEM	WEBBING	A	B	C	WLL	WT
		(width)	(length)	(height)	(lb)	(lb)
S0207-0026	1"	1.43"	2.56"	1.06"	400	0.33

NOTE:
MOST COMPACT STAINLESS OVER-CENTER BUCKLE AVAILABLE ON THE MARKET. IDEAL FOR BOAT COVER TIE-DOWNS AND MANY OTHER USES.



ORDERS ONLY: 800-394-2222 (USA+CANADA)

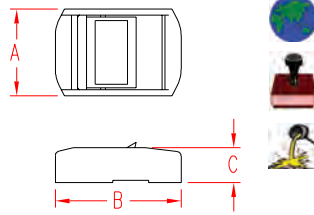
Key:



All logos, icons, images, measurements and descriptions are the sole property of Suncor Stainless, Inc. © 2016 Suncor Stainless, Inc.

CAM BUCKLE

316 STAINLESS STEEL

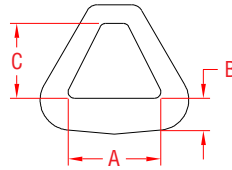


ITEM	WEBBING	A	B	C	WLL	WT
		(width)	(length)	(height)	(lb)	(lb)
S0205-0025	1"	1.19"	1.74"	0.48"	100	0.10

NOTE:
CAM BUCKLE USED FOR LIGHT-DUTY WEBBING APPLICATIONS.

DELTA OR HARNESS LINK

304 STAINLESS STEEL

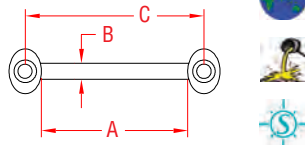


ITEM	A	B	C	WLL	WT
	(size)			(lb)	(lb)
S0213-0050	2"	0.55"	1.90"	1,200	0.21

NOTE:
MATERIAL THICKNESS IS 0.20"
WORKING LOADS ARE BASED ON "A" LENGTH BEING USED IN FULL AND NOT UNDER POINT OR SHOCK LOAD.

FOOTMAN'S LOOP

316 STAINLESS STEEL



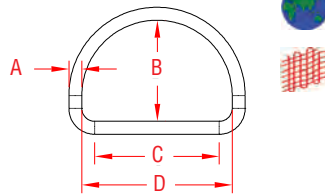
ITEM	A	B	C	FAST.	WLL	WT
	(size)				(lb)	(lb)
S0224-0025	1"	0.24"	1.48"	#8 Screws	400	0.04
S0224-0050	2"	0.24"	2.48"	#8 Screws	400	0.05

NOTE:
CAN BE USED HORIZONTALLY OR VERTICALLY. PATENTED, "NO SNAG" DESIGN. USE FLAT HOOK S0210-0025 TO ATTACH WEBBING OR SLIP THE WEBBING WITH SEWN LOOP (S0232-SERIES, PAGE 103) OVER THE FITTING BEFORE TIGHTENING ATTACHMENT.
REFERENCE "FASTENER MATCHING CHART" (PAGE 156) FOR COMPATIBLE FASTENERS.



"D" RING

316 STAINLESS STEEL

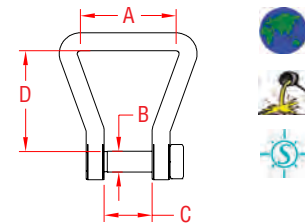


ITEM	A	B	C	D	WLL	WT
	(size)				(lb)	(lb)
S0139-X325	1/8"	0.88"	1.00"	1.25"	100	0.01
S0139-X525	3/16"	1.06"	1.00"	1.38"	300	0.04
S0139-X540	3/16"	1.31"	1.50"	1.88"	300	0.05
S0139-X625	1/4"	1.25"	1.00"	1.50"	500	0.06
S0139-X640	1/4"	1.50"	1.50"	2.00"	500	0.08
S0139-X650	1/4"	1.75"	2.00"	2.50"	500	0.10
S0139-X850	5/16"	1.94"	2.00"	2.62"	800	0.18
S0139-X865	5/16"	2.19"	2.50"	3.12"	800	0.22
S0139-X875	5/16"	2.44"	3.00"	3.62"	800	0.24

NOTE:
WORKING LOADS ARE BASED ON "C" LENGTH BEING USED IN FULL BY WEBBING, AND NOT UNDER POINT OR SHOCK LOAD.


WEBBING SHACKLE

316 STAINLESS STEEL



ITEM	A	B	C	D	WLL	WT
	(size)				(lb)	(lb)
S0231-0025	1"	0.19"	0.33"	1.14"	200	0.03

NOTE:
PATENTED "NO SNAG" DESIGN. CAN BE USED IN COMBINATION WITH WALL CLIP S0230-0000 ON PAGE 107: PIN FITS THROUGH HOLE IN CLIP. USE WITH FLAT WEB HOOK (SHOWN ON PAGE 106) OR WITH WEBBING WITH SEWN LOOP (S0232-SERIES) ON PAGE 103. COMPATIBLE WITH SWIVEL PAD EYE.

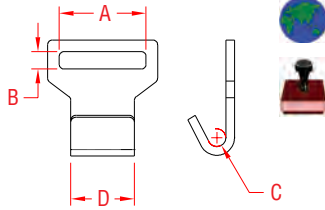


WEBBING HARDWARE

FLAT WEB HOOK



304 STAINLESS STEEL



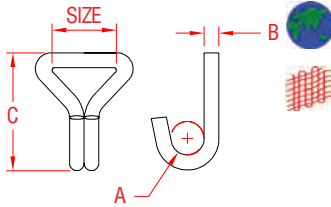
ITEM	SIZE	A	B	C	D	WLL	WT
						(lb)	(lb)
S0210-0025	1"	1.24"	0.13"	0.25"	0.94"	350	0.04
S0210-0038	1-1/2"	1.56"	0.28"	0.63"	1.70"	1,000	0.44
S0210-0050	2"	1.97"	0.30"	0.63"	1.70"	1,500	0.43

NOTE:
USE TO ATTACH TO TRAILER FRAME OR S0210-0025 TO FOOTMAN'S LOOP (S0224-SERIES) ON PAGE 105.

DOUBLE "J" WEB HOOK



304 STAINLESS STEEL

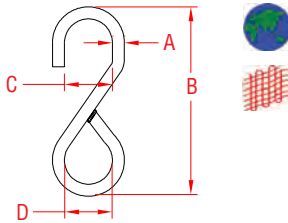


ITEM	SIZE	A	B	C	WLL	WT
					(lb)	(lb)
S0211-0025	1"	0.78"	0.27"	2.35"	400	0.15
S0211-0038	1-1/2"	0.78"	0.38"	3.44"	1,000	0.40
S0211-0050	2"	0.78"	0.38"	3.44"	1,500	0.41

WELDED "S" WEB HOOK



316 STAINLESS STEEL



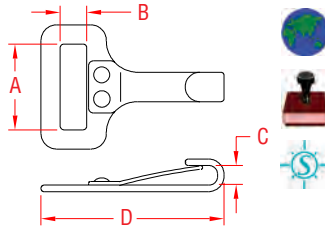
ITEM	SIZE	A	B	C	D	WLL	WT
						(lb)	(lb)
S0212-0025	1"	0.25"	3.50"	1.00"	1.00"	200	0.12
S0212-0038	1-1/2"	0.31"	4.50"	1.50"	1.50"	300	0.22
S0212-0050	2"	0.38"	6.18"	2.00"	2.00"	400	0.46

NOTE:
QUALITY "S" HOOK IS WELDED TO PREVENT WEBBING FROM SLIPPING THROUGH. BULK ORDERS OF OTHER SIZES OR TYPES MAY BE PLACED ON SPECIAL ORDER.

FIXED BIMINI CLIP



304 STAINLESS STEEL



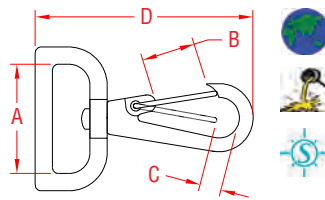
ITEM	A	B	C	D	WLL	WT
	(size)				(lb)	(lb)
S0220-0025	1"	0.23"	0.20"	1.94"	70	0.03

NOTE:
SEE COMBINATIONS ON PAGE 102 AND 103 FOR READY-MADE ASSEMBLIES.

SWIVEL WEB CLIP



316 STAINLESS STEEL



ITEM	A	B	C	D	WLL	WT
	(size)				(lb)	(lb)
S0221-0025	1"	0.63"	0.32"	2.56"	130	0.07
S0221-0038	1-1/2"	0.63"	0.32"	2.63"	130	0.08
S0221-0050	2"	0.63"	0.32"	2.71"	130	0.10

NOTE:
NEW "SLIMLINE" BAIL FOR WEBBING. SPECIAL TORSION SPRING GATE FOR LONGER LIFE. COMBINATION POSSIBLE WITH STAR ADJUSTER™ (S0217-0025, PAGE 107).
SEE COMBINATIONS ON PAGE 102 AND 103 FOR READY-MADE ASSEMBLIES.



ORDERS ONLY: 800-394-2222 (USA+CANADA)

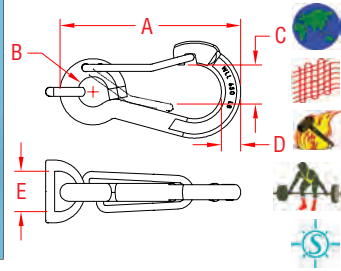
Key:

Made in USA	Drop Forged	Precision Machined	Wire Formed	Suncor Exclusive
Import	Precision Cast	Stamped	Load Rated	New Product

All logos, icons, images, measurements and descriptions are the sole property of Suncor Stainless, Inc. © 2016 Suncor Stainless, Inc.

HARNESS CLIP WITH D RING

316 STAINLESS STEEL



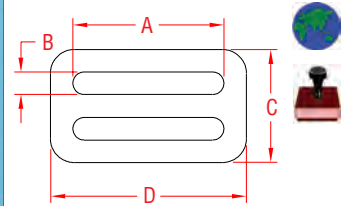
ITEM	A	B	C	D	E	WLL	WT
	(size)					(lb)	(lb)
S0223-8025	3-1/4"	0.52"	0.56"	0.31"	1.00"	650	0.20

NOTE:
"D" RING IS FORGED, AND CLIPS ARE FORMED WITH FORGED END AND STAMPED WITH WLL.



FIXED THREADING PLATE

304 STAINLESS STEEL

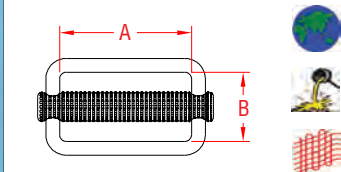


ITEM	A	B	C	D	WLL	WT
	(size)				(lb)	(lb)
S0215-0025	1"	0.15"	0.95"	1.38"	150	0.03
S0215-0038	1-1/2"	0.24"	1.18"	2.04"	200	0.05
S0215-0050	2"	0.25"	1.25"	2.50"	250	0.07
S0215-L050	2"	0.17"	0.87"	2.36"	100	0.04

NOTE:
HIGH QUALITY THREADING PLATE MADE FROM THICK STAINLESS PLATE.
L050 IS NARROW TYPE PLATE (NOT SHOWN) FOR LIGHTER DUTY.

ADJUSTABLE SLIDE

304 STAINLESS STEEL

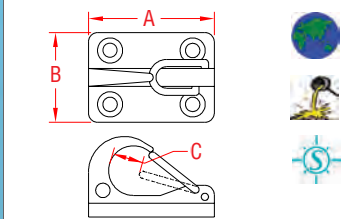


ITEM	A	B	WLL	WT
	(size)		(lb)	(lb)
S0216-0025	1"	0.76"	350	0.05
S0216-0045	1-3/4"	0.97"	400	0.12
S0216-0050	2"	0.90"	500	0.14

NOTE:
FEATURES KNURLED BAR, FREE SLIDING FROM SIDE TO SIDE INSIDE A HIGH QUALITY, WELDED RECTANGLE. SEW WEBBING ON WELDED SIDE AND USE OTHER SIDE FOR ADJUSTMENT.

WALL OR CEILING CLIP

316 STAINLESS STEEL



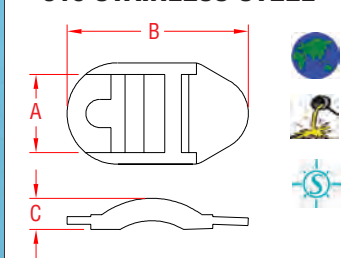
ITEM	A	B	C	FAST.	WLL	WT
	(length)				(lb)	(lb)
S0230-0000	1.77"	1.25"	0.26"	# 10 Screws	350	0.14

NOTE:
HAS SPECIAL HOLE TO ALLOW COMBINATION WITH WEBBING SHACKLE (S0231-0025) ON PAGE 105. CLIP CAN ALSO BE USED WITH OTHER TIE-DOWN COMPONENTS TO SECURE LARGER OBJECTS SUCH AS HOSES, ROPES, CANOES, ETC.
SEE RATCHET BUCKLES AND OUR LINE OF WEBBING/TIE-DOWN HARDWARE IN THIS SECTION.
REFERENCE "FASTENER MATCHING CHART" (PAGE 156) FOR COMPATIBLE FASTENERS.



STAR ADJUSTER™

316 STAINLESS STEEL



ITEM	A	B	C	WLL	WT
	(size)		(height)	(lb)	(lb)
S0217-0025	1"	2.41"	0.42"	500	0.09

NOTE:
HIGHEST QUALITY ADJUSTER FEATURES TEETH ON BACK TO SECURELY HOLD WEBBING. ROUND RECESS WILL ACCEPT SWIVEL WEB CLIP S0221-0025, PAGE 106.
FOR READY-MADE ASSEMBLY, SEE ITEM S0237-0000-C ON PAGE 109.



LIMITED LIFETIME WARRANTY

WEBBING HARDWARE

DOUBLE JACKLINE W/ CLIP



316 STAINLESS STEEL & WEBBING

KIT INCLUDES:

- 1 - Heavy-Duty Harness Clip
- 2 - Lengths of Webbing



ITEM	LENGTH	WEBBING	CLIP	WLL	WT
		(width)	(part #)	(lb)	(lb)
BLUE JACKLINE - NYLON TUBULAR WEBBING					
C0240-0035-B	35'	1"	S0172-0100	1,200	2.65
C0240-0045-B	45'	1"	S0172-0100	1,200	2.86
C0240-0055-B	55'	1"	S0172-0100	1,200	3.07
NOTE: SUNCOR'S NEW JACKLINE KIT COMBINES THE STRENGTH OF OUR HIGH QUALITY TUBULAR WEBBING WITH THE DURABILITY OF OUR 316 STAINLESS STEEL HEAVY DUTY HARNESS CLIPS. FOR MORE INFORMATION ON THE S0172-0100 HARNESS CLIPS, REFER TO PAGE 60.					

DOUBLE JACKLINE W/ CLIP



316 STAINLESS STEEL & WEBBING

KIT INCLUDES:

- 1 - Heavy-Duty Harness Clip
- 2 - Lengths of Webbing



ITEM	LENGTH	WEBBING	CLIP	WLL	WT
		(width)	(part #)	(lb)	(lb)
ORANGE JACKLINE - NYLON WEBBING					
C0240-0035-O	35'	1"	S0172-0100	1,200	3.79
C0240-0045-O	45'	1"	S0172-0100	1,200	4.79
C0240-0055-O	55'	1"	S0172-0100	1,200	5.79
NOTE: SUNCOR'S NEW JACKLINE KIT COMBINES THE STRENGTH OF OUR HIGH QUALITY WEBBING WITH THE DURABILITY OF OUR 316 STAINLESS STEEL HEAVY DUTY HARNESS CLIPS. FOR MORE INFORMATION ON THE S0172-0100 HARNESS CLIPS, REFER TO PAGE 60.					

SINGLE JACKLINE W/ CLIP



316 STAINLESS STEEL & WEBBING

KIT INCLUDES:

- 1 - Heavy-Duty Harness Clip
- 1 - Length of Webbing



ITEM	LENGTH	WEBBING	CLIP	WLL	WT
		(width)	(part #)	(lb)	(lb)
BLUE JACKLINE - NYLON TUBULAR WEBBING					
C0240-0035-H-B	35'	1"	S0172-0100	1,200	1.48
C0240-0045-H-B	45'	1"	S0172-0100	1,200	1.58
C0240-0055-H-B	55'	1"	S0172-0100	1,200	1.69
NOTE: SUNCOR'S NEW JACKLINE KIT COMBINES THE STRENGTH OF OUR HIGH QUALITY TUBULAR WEBBING WITH THE DURABILITY OF OUR 316 STAINLESS STEEL HEAVY DUTY HARNESS CLIPS. FOR MORE INFORMATION ON THE S0172-0100 HARNESS CLIPS, REFER TO PAGE 60.					

SINGLE JACKLINE W/ CLIP



316 STAINLESS STEEL & WEBBING

KIT INCLUDES:

- 1 - Heavy-Duty Harness Clip
- 1 - Length of Webbing



ITEM	LENGTH	WEBBING	CLIP	WLL	WT
		(width)	(part #)	(lb)	(lb)
ORANGE JACKLINE - NYLON WEBBING					
C0240-0035-H-O	35'	1"	S0172-0100	1,200	2.05
C0240-0045-H-O	45'	1"	S0172-0100	1,200	2.55
C0240-0055-H-O	55'	1"	S0172-0100	1,200	3.05
NOTE: SUNCOR'S NEW JACKLINE KIT COMBINES THE STRENGTH OF OUR HIGH QUALITY WEBBING WITH THE DURABILITY OF OUR 316 STAINLESS STEEL HEAVY DUTY HARNESS CLIPS. FOR MORE INFORMATION ON THE S0172-0100 HARNESS CLIPS, REFER TO PAGE 60.					

SINGLE JACKLINE W/ LOOP WEBBING



KIT INCLUDES:

- 1 - Length of Webbing with Sewn Loop

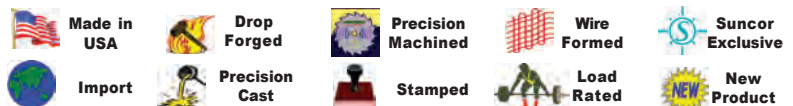


ITEM	LENGTH	WEBBING	WLL	WT
		(width)	(lb)	(lb)
BLUE JACKLINE - NYLON TUBULAR WEBBING				
C0240-0035-L-B	35'	1"	1,200	1.19
C0240-0045-L-B	45'	1"	1,200	1.29
C0240-0055-L-B	55'	1"	1,200	1.40
NOTE: SUNCOR'S NEW JACKLINE KIT FEATURES BLUE NYLON TUBULAR WEBBING WITH A SEWN LOOP IN A VARIETY OF LENGTHS. KITS ARE SUPPLIED IN A DURABLE CARRYING CASE, PERFECT FOR STOWING SUPPLIES AND TOOLS.				



ORDERS ONLY: 800-394-2222 (USA+CANADA)

Key:



All logos, icons, images, measurements and descriptions are the sole property of Suncor Stainless, Inc. © 2016 Suncor Stainless, Inc.

SINGLE JACKLINE W/ LOOP



WEBBING

KIT INCLUDES:

1 - Length of Webbing with Sewn Loop



ITEM	LENGTH	WEBBING (width)	WLL (lb)	WT (lb)
ORANGE JACKLINE - NYLON WEBBING				
C0240-0035-L-O	35'	1"	1,200	1.77
C0240-0045-L-O	45'	1"	1,200	2.27
C0240-0055-L-O	55'	1"	1,200	2.77

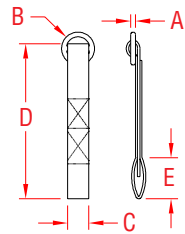
NOTE:

SUNCOR'S NEW JACKLINE KIT FEATURES SAFETY ORANGE NYLON WEBBING WITH A SEWN LOOP IN A VARIETY OF LENGTHS. KITS ARE SUPPLIED IN A DURABLE CARRYING CASE, PERFECT FOR STOWING SUPPLIES AND TOOLS.

SKI TOW TIE-DOWN



316 STAINLESS STEEL & WEBBING



ITEM	COLOR	A	B	C	D	E	WT (lb)
S0238-BK06	BLACK	0.19"	1.38"	1.00"	7.00"	2.00"	0.08
S0238-WH06	WHITE	0.19"	1.38"	1.00"	7.00"	2.00"	0.11
S0238-OR06	ORANGE	0.19"	1.38"	1.00"	7.00"	2.00"	0.11
S0238-BL06	BLUE	0.19"	1.38"	1.00"	7.00"	2.00"	0.08

NOTE:

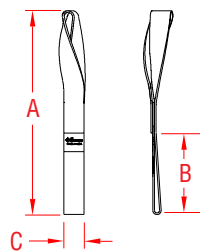
DESIGNED FOR SECURING JET SKIS WITH BOW AND TRANSOM EYES TO TRAILER. INSERT THE WEBBING END THROUGH EYE PROVIDING A LOOP TO CLIP YOUR TIE-DOWNS TO. SEWN-IN STAINLESS RING SITS FLUSH ON TOP OF EYES.



STRAP-IT



WEBBING



ITEM	A (size)	B	C	WLL (lb)	WT (lb)
S0239-0001	10"	4.00"	1.00"	1,000	0.05
S0239-0002	13"	5.50"	1.00"	1,000	0.07
S0239-0003	16"	7.00"	1.00"	1,000	0.08

NOTE:

ADD A STRAP-IT WHEN A POINT OF ATTACHMENT IS NEEDED. QUICK AND EASY TO INSTALL. A SIMPLE WAY OF PROVIDING A LOOP TO CLIP ONTO, WHILE SECURING YOUR GEAR OR YOUR SAFETY. WEBBING PROTECTS THE OBJECT THAT IT IS WRAPPED AROUND FROM SCRATCHING.



TIDY STRAP 316 STAINLESS STEEL & WEBBING



ITEM	A (size)	B (length)	WLL (lb)	WT (lb)
S0237-0000-C	1"	48"	350	0.38

NOTE:


END OF WEBBING IS SECURED TO WALL & CEILING CLIP (S0230-0000, PAGE 107) USING SUNCOR'S WEBBING SHACKLE (S0231-0025, PAGE 105).

ASSEMBLY UTILIZES HIGHEST QUALITY ADJUSTER (PAGE 107), WHICH FEATURES TEETH ON BACK TO SECURELY HOLD WEBBING. ADJUSTER CLIPS INTO THE WALL & CEILING CLIP ABOVE. WLL IS FOR ASSEMBLY ONLY AND EXCLUDES FASTENERS.

REFERENCE "FASTENER MATCHING CHART" (PAGE 156) FOR COMPATIBLE FASTENERS.



3 Easy Steps



Loop Around

Clip

Pull

LIMITED LIFETIME WARRANTY

SUNCOR STAINLESS

TEL 508-732-9191 • FAX 508-732-9798 • ORDERS ONLY 800-394-2222

www.suncorstainless.com

SUNCOR STAINLESS, INC.

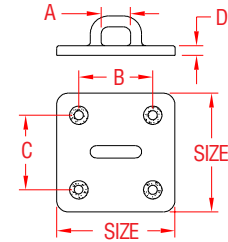
PAD EYES



HEAVY DUTY SQUARE PAD EYE



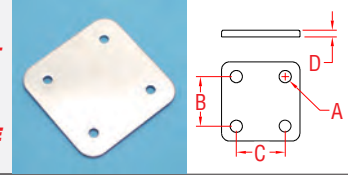
316 STAINLESS STEEL



ITEM	SIZE	A	B	C	D	WLL	WT
S3704-0000	3"	0.94"	2.00"	2.00"	0.25"	(lb) 3,000	(lb) 0.66
HD SQUARE BACKING PLATE (304 STAINLESS STEEL)							
S3704-0001	3"	1/4"	2.00"	2.00"	0.10"	N/A	0.28

NOTE:
HEAVY DUTY, ONE PIECE PRECISION CASTING, WITHOUT WELDS. FOR MAXIMUM LOAD DISTRIBUTION USE HD BACKPLATE. USE 1/4" FASTENERS.

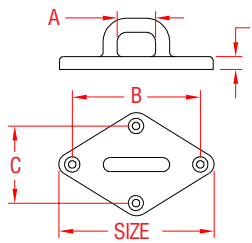
REFERENCE "FASTENER MATCHING CHART" (PAGE 158) FOR COMPATIBLE FASTENERS.



HEAVY DUTY DIAMOND PAD EYE




316 STAINLESS STEEL



ITEM	SIZE	A	B	C	D	WLL	FAST.	WT
	(length)					(lb)		(lb)
S3702-0000	3-1/4"	0.76"	2.37"	1.23"	0.26"	2,000	1/4"	0.30
S3703-0000	4"	1.00"	3.00"	1.56"	0.28"	3,000	5/16"	0.49
HD DIAMOND BACKING PLATE (STAINLESS STEEL)								
S3702-BP00	3-1/4"	1/4"	2.37"	1.23"	0.08"			0.11
S3703-0001	4"	5/16"	3.00"	1.56"	0.06"			0.17

NOTE:
HEAVY DUTY, ONE PIECE PRECISION CASTING, WITHOUT WELDS. FOR MAXIMUM LOAD DISTRIBUTION USE HD BACKPLATE.

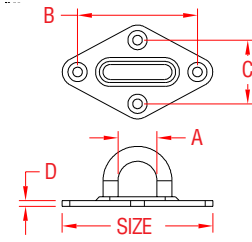
REFERENCE "FASTENER MATCHING CHART" (PAGE 158) FOR COMPATIBLE FASTENERS.



STAMPED DIAMOND PAD EYE




304 STAINLESS STEEL



ITEM	SIZE	A	B	C	D	FAST.	WT
	(length)						(lb)
S3703-1002	3-1/4"	0.97"	2.57"	1.34"	0.12"	7/32"	0.18
BACKING PLATE FOR S3703-1002 (316 STAINLESS STEEL)							
S3703-BP12	3-1/4"	1/4"	2.57"	1.34"	0.08"		0.14

NOTE:
STAMPED AND WELDED CONSTRUCTION.

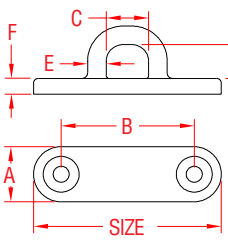
REFERENCE "FASTENER MATCHING CHART" (PAGE 158) FOR COMPATIBLE FASTENERS.



HEAVY DUTY OBLONG PAD EYE



316 STAINLESS STEEL



ITEM	SIZE	A	B	C	D	E	F	WLL	WT
	(length)							(lb)	(lb)
S3705-X001	3"	0.85"	2.12"	0.63"	0.53"	0.31"	0.24"	1,000	0.15
S3705-X002	3-1/2"	1.24"	2.65"	0.76"	0.60"	0.37"	0.26"	1,500	0.29
S3705-X003	4"	1.42"	3.04"	0.88"	0.68"	0.37"	0.28"	2,000	0.44
BACKING PLATE FOR S3705-X SERIES PAD EYES (316 STAINLESS STEEL)									
S3705-BPX1	3"								
S3705-BPX2	3-1/2"								
S3705-BPX3	4"								

NOTE:
HEAVY DUTY ONE PIECE PRECISION CASTING WITHOUT WELDS.

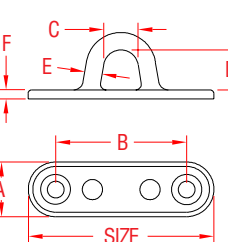
REFERENCE "FASTENER MATCHING CHART" (PAGE 158) FOR COMPATIBLE FASTENERS.



OBLONG PAD EYE




304 STAINLESS STEEL




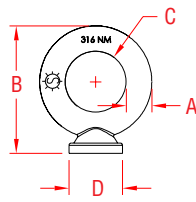
ITEM	SIZE	A	B	C	D	E	F	WLL	WT
	(length)							(lb)	(lb)
S3705-0005	1-3/4"	0.63"	1.50"	0.51"	0.55"	0.19"	0.14"	450	0.04
S3705-0006	2-1/2"	0.75"	1.80"	0.63"	0.73"	0.23"	0.14"	500	0.06
S3705-0008	3-1/4"	1.01"	2.20"	0.90"	0.84"	0.31"	0.19"	600	0.14
S3705-0010	4"	1.28"	2.50"	1.11"	0.91"	0.35"	0.20"	800	0.23
STAMPED BACKING PLATE FOR S3705-SERIES PAD EYES									
S3706-0005	1-3/4"								
S3706-0006	2-1/2"								
S3706-0008	3-1/4"								
S3706-0010	4"								

NOTE:
REFERENCE "FASTENER MATCHING CHART" (PAGE 158) FOR COMPATIBLE FASTENERS.



PAD EYE

316-NM STAINLESS STEEL

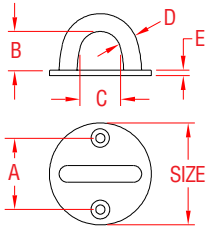


ITEM	A	B	C	D	WT
	(size)				(lb)
S0324-0005	3/16"	1.06"	0.50"	0.38"	0.04
S0324-0007	1/4"	1.31"	0.63"	0.56"	0.06
S0324-0008	5/16"	1.56"	0.75"	0.63"	0.10
S0324-0010	3/8"	2.00"	1.00"	0.86"	0.19
S0324-0013	1/2"	2.50"	1.25"	1.00"	0.38
S0324-0016	5/8"	3.25"	1.50"	1.38"	0.87
S0324-0020	3/4"	3.78"	1.75"	1.80"	1.52

NOTE:
WLL IS DEPENDENT ON QUALITY OF THE WELDING AND ATTACHED STRUCTURE. PAD EYES HAVE FORGED MARKINGS OF 316-NM AND SIZE. UNDERSIDE IS MACHINED FOR PERFECT SEATING.

ROUND PAD EYE

304 STAINLESS STEEL

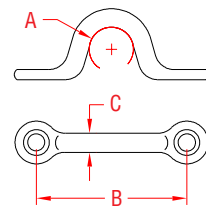


ITEM	SIZE	A	B	C	D	E	WLL	WT
	(diameter)						(lb)	(lb)
S3707-0005	1-5/16"	0.75"	0.50"	0.65"	0.19"	0.09"	480	0.05
S3707-0006	1-5/8"	0.91"	0.67"	0.78"	0.23"	0.12"	500	0.08
S3707-0008	2"	1.17"	0.86"	0.97"	0.30"	0.12"	600	0.15

NOTE:
STAMPED AND WELDED CONSTRUCTION.
REFERENCE "FASTENER MATCHING CHART" (PAGE 158) FOR COMPATIBLE FASTENERS.

PAD EYE

304 STAINLESS STEEL

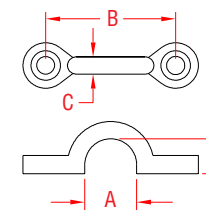


ITEM	SIZE	A	B	C	WLL	WT
	(max. diameter)				(lb)	(lb)
S3719-0004	5/32"	0.46"	1.25"	0.15"	300	0.01
S3719-0005	3/16"	0.56"	1.57"	0.19"	400	0.02
S3719-0006	1/4"	0.63"	1.75"	0.23"	500	0.03
S3719-0008	5/16"	0.63"	1.95"	0.31"	600	0.06

NOTE:
ROUND CROSS-SECTION PREVENTS CHAFE OF ROPE.
REFERENCE "FASTENER MATCHING CHART" (PAGE 159) FOR COMPATIBLE FASTENERS.

HEAVY DUTY PAD EYE

316 STAINLESS STEEL

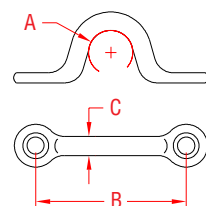


ITEM	SIZE	A	B	C	D	WLL	WT
					(max. diameter)	(lb)	(lb)
S3719-1005	5/8"	0.63"	1.40"	0.19"	0.39"	350	0.03

NOTE:
ITEM IS CAST. ROUND BAR PREVENTS CHAFE OF ROPE.
REFERENCE "FASTENER MATCHING CHART" (PAGE 159) FOR COMPATIBLE FASTENERS.

PAD EYE

304 STAINLESS STEEL



ITEM	SIZE	A	B	C	WLL	WT
	(max. diameter)				(lb)	(lb)
S3710-0010	3/8"	0.42"	1.25"	0.18"	220	0.01
S3710-0015	1/2"	0.52"	1.40"	0.25"	230	0.02
S3710-0020	3/4"	0.78"	1.70"	0.29"	350	0.03
S3710-0028	15/16"	0.93"	2.50"	0.25"	250	0.03
S3710-0032	1-1/8"	1.12"	2.62"	0.29"	400	0.05

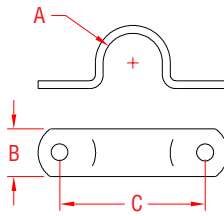
NOTE:
SIZE IS THE MAXIMUM INSIDE DIAMETER.
REFERENCE "FASTENER MATCHING CHART" (PAGE 158) FOR COMPATIBLE FASTENERS.

Key:

2 HOLE EYE STRAP



304 STAINLESS STEEL



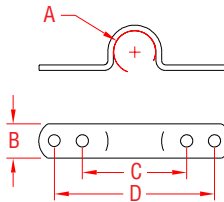
ITEM	SIZE	A	B	C	WLL	WT
					(lb)	(lb)
S3708-0010	3/8"	0.32"	0.43"	1.15"	50	0.01
S3708-0013	1/2"	0.50"	0.28"	1.27"	75	0.01
S3708-0016	5/8"	0.65"	0.50"	1.55"	100	0.02

NOTE:
SIZE IS THE MAXIMUM INSIDE DIAMETER.

4 HOLE EYE STRAP



304 STAINLESS STEEL



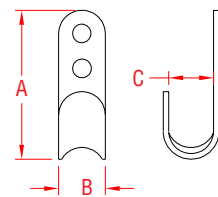
ITEM	SIZE	A	B	C	D	WLL	WT
						(lb)	(lb)
S3709-0010	3/8"	0.33"	0.43"	1.15"	2.10"	75	0.02
S3709-0013	1/2"	0.44"	0.43"	1.30"	2.24"	75	0.02
S3709-0016	5/8"	0.55"	0.43"	1.40"	2.35"	75	0.02

NOTE:
ROUNDED SADDLE PREVENTS CHAFE OF ROPE ON EDGES.
SIZE IS THE MAXIMUM INSIDE DIAMETER.

FLAT HOOK



316 STAINLESS STEEL



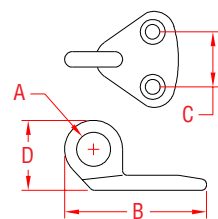
ITEM	SIZE	A	B	C	WT
					(lb)
S3715-0000	5/16"	1.62"	0.50"	0.45"	0.02

NOTE:
USE 2 #10 FASTENERS. ROUNDED SADDLE PREVENTS
CHAFE OF ROPE ON EDGES.

ANCHOR EYE



316 STAINLESS STEEL



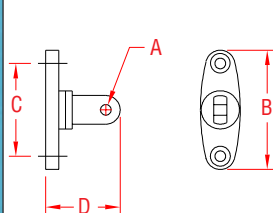
ITEM	SIZE	A	B	C	D	WT
						(lb)
S3701-0001	#1	0.40"	1.34"	0.70"	0.85"	0.05

NOTE:
USE 2 #8 FASTENERS. WORKS WITH MOST WEBBING CLIPS,
SUCH AS S0221-SERIES, S0220-0025, S0211-0025 AND "S" HOOKS.
REFERENCE "FASTENER MATCHING CHART" (PAGE 158)
FOR COMPATIBLE FASTENERS.

ANCHOR SWIVEL EYE



316 STAINLESS STEEL



ITEM	A	B	C	D	WT
					(lb)
S3701-0002	0.26"	2.52"	1.82"	1.28"	0.16

BACKING PLATE FOR S3701-0002 (316 STAINLESS STEEL)
S3701-BP02

NOTE:
THIS PART IS DESIGNED TO SWIVEL 360 DEGREES
AND ALLOW 180 DEGREE ALIGNMENT OF ATTACHMENT.
USE 2 #8 FASTENERS. WORKS WITH MOST WEBBING
CLIPS SUCH AS S0221-SERIES, S0220-0025, S0211-0025
AND "S" HOOKS.

REFERENCE "FASTENER MATCHING CHART" (PAGE 158)
FOR COMPATIBLE FASTENERS.



**LIMITED LIFETIME
WARRANTY**

SUNCOR STAINLESS

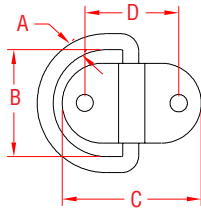
TEL 508-732-9191 • FAX 508-732-9798 • ORDERS ONLY 800-394-2222

www.suncorstainless.com

FOLDING PAD EYE




316 STAINLESS STEEL



ITEM	SIZE	A	B	C	D	WLL	WT
S3711-0003	1/8"	0.13"	0.86"	0.83"	N/A	(lb) 50	(lb) 0.02
S3711-0007	1/4"	0.23"	1.52"	2.00"	1.35"	210	0.13
S3711-0008	5/16"	0.31"	1.72"	2.50"	1.48"	400	0.24

NOTE:
PART # S3711-0003 (SHOWN AT RIGHT) HAS A ONE PIECE HOLDING BODY. HOWEVER, THE LARGER SIZES HAVE A "D" RING WHICH IS SET BETWEEN A TWO PIECE HOLDING BODY, ENSURING PERFECT MOVEMENT "D" RING ON ANY SURFACE.

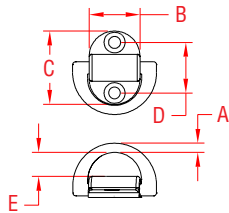
REFERENCE "FASTENER MATCHING CHART" (PAGE 158) FOR COMPATIBLE FASTENERS.



HEAVY DUTY FOLDING PAD EYE



316 STAINLESS STEEL



ITEM	A	B	C	D	E	WLL	WT
	(size)					(lb)	(lb)
S3712-0001	1/4"	1.06"	1.53"	0.94"	0.50"	1,200	0.13
S3712-0002	5/16"	1.38"	1.94"	1.25"	0.69"	2,000	0.25
S3712-0003	3/8"	1.75"	2.53"	1.63"	0.84"	4,000	0.60

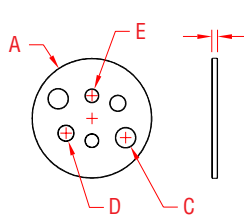
NOTE:
"D" RING IS FORGED 316 STAINLESS AND HOLDING PAD BODY IS PRECISION CAST 316.

REFERENCE "FASTENER MATCHING CHART" (PAGE 158) FOR COMPATIBLE FASTENERS.

UNIVERSAL BACKING PLATE



316 STAINLESS STEEL




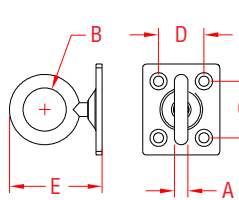
ITEM	A	B	C	D	E	WT
S3712-0005	2.50"	0.12"	3/8"	5/16"	1/4"	(lb) 0.14

NOTE:
HD UNIVERSAL BACKING PLATE IS DESIGNED FOR USE WITH ANY OF THE THREE FOLDING PAD EYES LISTED ABOVE.

SWIVEL PAD EYE



304 STAINLESS STEEL




ITEM	A	B	C	D	E	WLL	WT
S3714-0005	3/16"	0.61"	0.89"	0.72"	1.29"	(lb) 200	(lb) 0.08
S3714-0006	1/4"	0.75"	1.02"	0.78"	1.57"	300	0.12
S3714-0008	5/16"	0.76"	1.38"	0.99"	1.85"	480	0.20


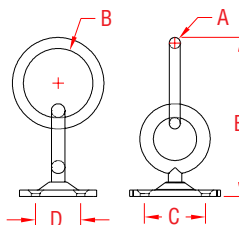
NOTE:
RING ROTATES 360 DEGREES. MOUNTING HOLES ARE 5/32" EXCEPT FOR S3714-0008, WHICH HAS 3/16" MOUNTING HOLES. SCREWS NOT INCLUDED.

REFERENCE "FASTENER MATCHING CHART" (PAGE 158) FOR COMPATIBLE FASTENERS.

SWIVEL PAD EYE w/ RING



304 STAINLESS STEEL



ITEM	A	B	C	D	E	WLL	WT
S3714-R005	3/16"	1.21"	0.89"	0.72"	2.50"	(lb) 200	(lb) 0.10
S3714-R006	1/4"	1.61"	1.02"	0.78"	3.16"	300	0.18
S3714-R008	5/16"	1.98"	1.38"	0.99"	3.75"	480	0.32

NOTE:
RING WITH LARGER RING ROTATES 360 DEGREES. MOUNTING HOLES ARE 5/32" EXCEPT FOR S3714-R008, WHICH HAS 3/16" MOUNTING HOLES. SCREWS NOT INCLUDED.

REFERENCE "FASTENER MATCHING CHART" (PAGE 158) FOR COMPATIBLE FASTENERS.



ORDERS ONLY: 800-394-2222 (USA+CANADA)

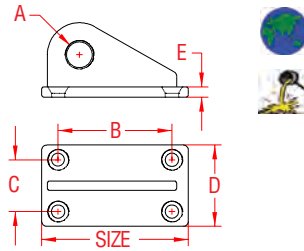
Key:



TOW PAD EYE



316 STAINLESS STEEL




ITEM	SIZE	A	B	C	D	E	WT
S3718-0000	(length) 3-1/2"	0.62"	2.80"	1.25"	2.00"	0.26"	(lb) 0.80

NOTE:
HEAVY DUTY PAD EYE PROVIDES A THRU-HULL BOW ATTACHMENT FOR SMALL CRAFT TOWING. BACKING PLATE SOLD WITH TOW PAD EYE FOR MAXIMUM LOAD DISTRIBUTION.

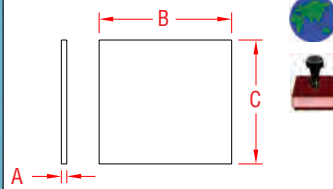
REFERENCE "FASTENER MATCHING CHART" (PAGE 158) FOR COMPATIBLE FASTENERS.



BACKING PLATE



304 STAINLESS STEEL



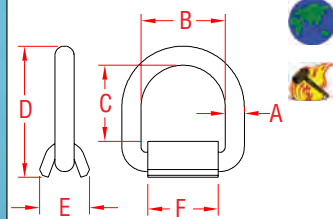
ITEM	A	B	C
S3716-1015	3/32"	4.00"	6.00"
S3716-1520	3/32"	6.00"	8.00"
S3716-2030	3/32"	8.00"	12.00"

NOTE:
USED FOR BACKING OF CLEATS, CHOCKS, ETC. UNDRILLED, CAN BE CUSTOMIZED AT ADDITIONAL CHARGE.

LASHING RING - "WELD-ON"



316 STAINLESS STEEL



ITEM	A	B	C	D	E	F	WLL	WT
	(size)						(lb)	(lb)
S3722-0013	1/2"	2.35"	2.12"	3.65"	1.38"	1.96"	*3,000	1.00
S3722-0016	5/8"	2.94"	2.55"	4.48"	1.75"	2.56"	*4,500	2.18
S3722-0020	3/4"	2.98"	2.58"	4.63"	1.89"	2.56"	*6,500	2.53
S3722-0025	1"	3.00"	2.52"	5.14"	2.14"	2.56"	*8,500	4.47

NOTE:
HEAVY DUTY LASHING RING IS DESIGNED FOR DEMANDING TIE-DOWN APPLICATIONS. "D" RING IS FORGED 316 STAINLESS STEEL AND FOLDS FLUSH WHEN NOT IN USE. FEATURES WELD-ON MOUNTING PLATE. IDEAL FOR CARGO APPLICATIONS SUCH AS OVERSEAS CONTAINER SHIPMENTS OR LONG DISTANCE HAULING IN EXPOSED ELEMENTS.

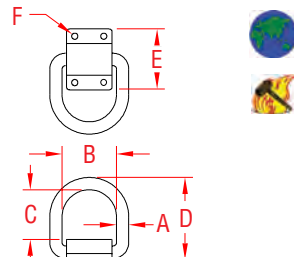
*WORKING LOAD LIMIT DEPENDS ON THE QUALITY OF THE WELD ATTACHING THE BASE.

FORGED

LASHING RING - "BOLT-ON"



316 STAINLESS STEEL



ITEM	A	B	C	D	E	F	BOLT	WLL	WT
	(size)						(diameter)	(lb)	(lb)
S3723-0013	1/2"	2.35"	2.14"	3.56"	2.63"	0.34"	5/16"	3,000	1.18
S3723-0016	5/8"	2.94"	2.61"	4.42"	2.75"	0.41"	3/8"	4,500	2.25
S3723-0020	3/4"	2.98"	2.58"	4.56"	3.19"	0.41"	3/8"	6,500	3.00
S3723-0025	1"	3.00"	2.52"	5.17"	4.25"	0.53"	1/2"	8,500	5.18

NOTE:
HEAVY DUTY LASHING RING IS DESIGNED FOR DEMANDING TIE-DOWN APPLICATIONS. "D" RING IS FORGED 316 STAINLESS STEEL AND FOLDS FLUSH WHEN NOT IN USE. FEATURES BOLT-ON MOUNTING PLATE. IDEAL FOR CARGO APPLICATIONS SUCH AS OVERSEAS CONTAINER SHIPMENTS OR LONG DISTANCE HAULING IN EXPOSED ELEMENTS.

FORGED



S0116-HB

Hoist Anchor Base, p.95



S0116-HC

Anchor Base w/ Stud, p.95



S0116-HD

Anchor Base w/ Shackle, p.95



S0116-HF

Complete Hoist Assembly, p.95

LIMITED LIFETIME WARRANTY

SUNCOR STAINLESS

TEL 508-732-9191 • FAX 508-732-9798 • ORDERS ONLY 800-394-2222

www.suncorstainless.com

SUNCOR STAINLESS, INC.

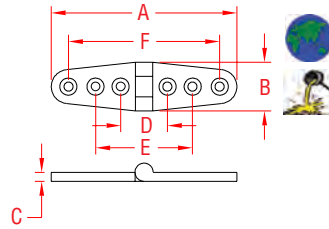
HINGES & HASPS



HEAVY DUTY STRAP HINGE



316 STAINLESS STEEL



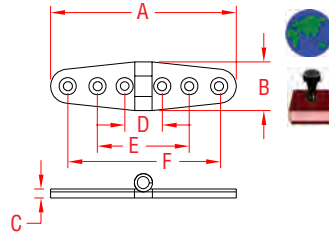
ITEM	A	B	C	D	E	F	WT
	(length)						(lb)
S3820-0100	4"	1.07"	0.20"	1.32"	3.28"	N/A	0.19
S3820-0150	6-3/8"	1.07"	0.18"	1.56"	3.56"	5.52"	0.28

NOTE:
 USE 4 OR 6 #10 FASTENERS.
 HEAVY DUTY HINGE WITH PRECISION CAST COMPONENTS. PIN IS STAINLESS AND WELDED ON ONE SIDE TO PREVENT IT FROM WORKING LOOSE.
 REFERENCE "FASTENER MATCHING CHART" (PAGE 159) FOR COMPATIBLE FASTENERS.

STRAP HINGE



304 STAINLESS STEEL



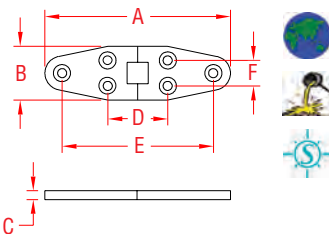
ITEM	A	B	C	D	E	F	WT
	(length)						(lb)
S3825-0002	6"	1.12"	0.14"	1.25"	3.25"	5.25"	0.10

NOTE:
 STAMPED HINGE WITH WELL ROUNDED EDGES AND RECESSED FASTENER HOLES FOR BETTER APPEARANCE.
 REFERENCE "FASTENER MATCHING CHART" (PAGE 159) FOR COMPATIBLE FASTENERS.

HEAVY DUTY WIDE STRAP HINGE



316 STAINLESS STEEL



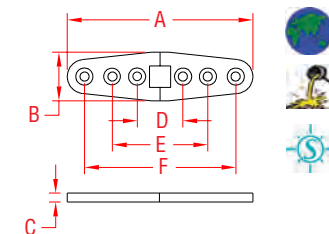
ITEM	A	B	C	D	E	F	WT
	(length)						(lb)
HEAVY DUTY S3832-0001	4"	1.11"	0.19"	1.40"	3.40"	N/A	0.18
S3832-0002	6"	1.63"	0.23"	2.07"	4.85"	0.83"	0.46

NOTE:
 USE 4 OR 6 #10 FASTENERS.
 EXCLUSIVE FLUSH DESIGN CAN MOVE 360 DEGREES. ONE HALF FOLDS FLAT ON TOP OF OTHER HALF. IDEAL FOR TABLES, DOORS AND OTHER APPLICATIONS WHERE RECESSED HINGES ALLOW A TOTALLY FLAT SURFACE.
 REFERENCE "FASTENER MATCHING CHART" (PAGE 159) FOR COMPATIBLE FASTENERS.

FLUSH STRAP HINGE



316 STAINLESS STEEL



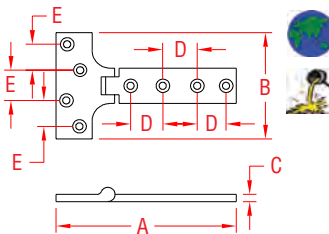
ITEM	A	B	C	D	E	F	WT
	(length)						(lb)
HEAVY DUTY S3831-0001	4"	0.97"	0.19"	1.40"	3.40"	N/A	0.16
S3831-0002	6"	1.00"	0.19"	1.20"	3.18"	5.15"	0.24

NOTE:
 USE 4 #10 FASTENERS.
 EXCLUSIVE FLUSH DESIGN CAN MOVE 360 DEGREES. ONE HALF FOLDS FLAT ON TOP OF OTHER HALF. IDEAL FOR TABLES, DOORS AND OTHER APPLICATIONS WHERE RECESSED HINGES ALLOW A TOTALLY FLAT SURFACE.
 REFERENCE "FASTENER MATCHING CHART" (PAGE 159) FOR COMPATIBLE FASTENERS.

HEAVY DUTY STRAP T-HINGE



316 STAINLESS STEEL



ITEM	A	B	C	D	E	WT
	(length)					(lb)
HEAVY DUTY S3834-0007	7"	3.83"	0.23"	1.50"	1.10"	1.34

NOTE:
 USE 8 #10 FASTENERS.
 HEAVY DUTY HINGE WITH PRECISION CAST COMPONENTS. PIN IS STAINLESS AND WELDED ON ONE SIDE TO PREVENT IT FROM WORKING LOOSE.
 REFERENCE "FASTENER MATCHING CHART" (PAGE 159) FOR COMPATIBLE FASTENERS.

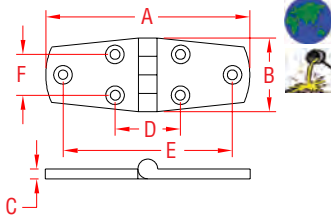


HINGES & HASPS

HEAVY DUTY DOOR HINGE, EQUAL



316 STAINLESS STEEL



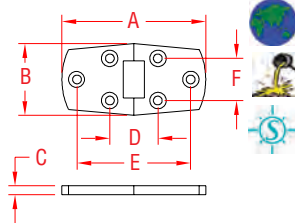
ITEM	A	B	C	D	E	F	WT
	(length)						(lb)
S3822-0075	3"	1.47"	0.19"	1.12"	2.35"	0.80"	0.21
S3822-0100	4"	1.47"	0.17"	1.34"	3.44"	0.82"	0.26

NOTE:
USE 6 #10 FASTENERS.
HEAVY DUTY HINGE WITH PRECISION CAST COMPONENTS. PIN IS STAINLESS AND WELDED ON ONE SIDE TO PREVENT IT FROM WORKING LOOSE.
REFERENCE "FASTENER MATCHING CHART" (PAGE 159) FOR COMPATIBLE FASTENERS.

FLUSH DOOR HINGE



316 STAINLESS STEEL



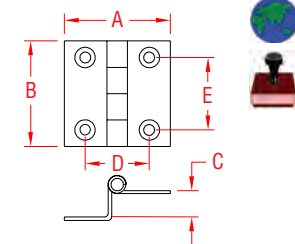
ITEM	A	B	C	D	E	F	WT
	(length)						(lb)
HEAVY DUTY							
S3830-0001	3"	1.48"	0.19"	1.04"	2.39"	0.86"	0.20
S3830-0002	4"	1.48"	0.20"	1.40"	3.38"	0.78"	0.26

NOTE:
USE 6 #10 FASTENERS.
EXCLUSIVE FLUSH DESIGN CAN MOVE 360 DEGREES. ONE HALF FOLDS FLAT ON TOP OF OTHER HALF. IDEAL FOR TABLES, DOORS AND OTHER APPLICATIONS WHERE RECESSED HINGES ALLOW A TOTALLY FLAT SURFACE.
REFERENCE "FASTENER MATCHING CHART" (PAGE 159) FOR COMPATIBLE FASTENERS.

DOOR HINGE, OFFSET



304 STAINLESS STEEL



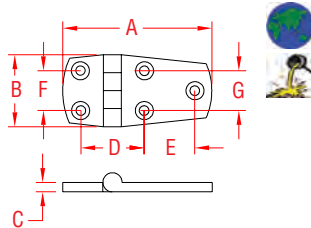
ITEM	A	B	C	D	E	WT
	(length)					(lb)
S3827-2000	1-7/16"	1.46"	0.50"	1.00"	0.90"	0.07

NOTE:
USE 4 #8 FASTENERS.
STAMPED HINGE WITH WELL ROUNDED EDGES AND RECESSED FASTENER HOLES FOR BETTER APPEARANCE.
REFERENCE "FASTENER MATCHING CHART" (PAGE 159) FOR COMPATIBLE FASTENERS.

HEAVY DUTY DOOR HINGE, UNEQUAL



316 STAINLESS STEEL



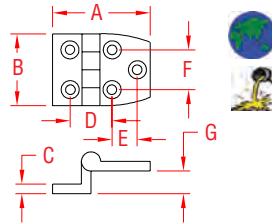
ITEM	A	B	C	D	E	F	G	WT
	(length)							(lb)
S3823-0055	2.25"	1.53"	0.17"	0.98"	0.65"	0.84"	0.78"	0.17
S3823-0075	2.85"	1.53"	0.17"	1.10"	1.06"	0.84"	0.84"	0.19

NOTE:
USE 5 #10 FASTENERS.
HEAVY DUTY HINGE WITH PRECISION CAST COMPONENTS. PIN IS STAINLESS AND WELDED ON ONE SIDE TO PREVENT IT FROM WORKING LOOSE.
REFERENCE "FASTENER MATCHING CHART" (PAGE 159) FOR COMPATIBLE FASTENERS.

HEAVY DUTY DOOR HINGE, OFFSET



316 STAINLESS STEEL



ITEM	A	B	C	D	E	F	G	WT
	(length)							(lb)
S3823-1000	2"	1.47"	0.17"	0.85"	0.72"	0.90"	0.34"	0.16

NOTE:
USE 5 #10 FASTENERS.
HEAVY DUTY HINGE WITH PRECISION CAST COMPONENTS. PIN IS STAINLESS AND WELDED ON ONE SIDE TO PREVENT IT FROM WORKING LOOSE.
NOTE:
REFERENCE "FASTENER MATCHING CHART" (PAGE 159) FOR COMPATIBLE FASTENERS.



Key:

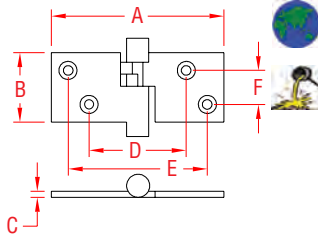
Made in USA	Drop Forged	Precision Machined	Wire Formed	Suncor Exclusive
Import	Precision Cast	Stamped	Load Rated	New Product

All logos, icons, images, measurements and descriptions are the sole property of Suncor Stainless, Inc. © 2016 Suncor Stainless, Inc.

HEAVY DUTY TAKE APART HINGE



316 STAINLESS STEEL



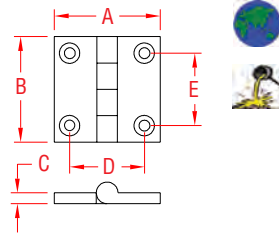
ITEM	A	B	C	D	E	F	WT
	(length)						(lb)
S3824-2000	3-1/2"	1.45"	0.12"	2.00"	2.90"	0.73"	0.23

NOTE:
USE 4 #10 FASTENERS.
HEAVY DUTY HINGE WITH PRECISION CAST COMPONENTS. LOCKING TAB PREVENTS HINGE FROM COMING APART ACCIDENTALLY.
REFERENCE "FASTENER MATCHING CHART" (PAGE 159) FOR COMPATIBLE FASTENERS.

HEAVY DUTY BUTT HINGE



316 STAINLESS STEEL



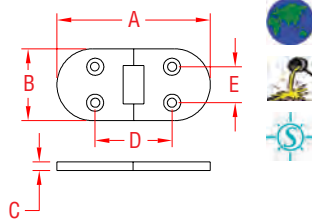
ITEM	A	B	C	D	E	WT	
	(length)						(lb)
S3821-0040	1-1/2"	1.50"	0.18"	1.05"	1.02"	0.12	
S3821-0050	2"	1.95"	0.17"	1.40"	1.35"	0.19	

NOTE:
HEAVY DUTY HINGE WITH PRECISION CAST COMPONENTS. PIN IS STAINLESS AND WELDED ON ONE SIDE TO PREVENT IT FROM WORKING LOOSE.
REFERENCE "FASTENER MATCHING CHART" (PAGE 159) FOR COMPATIBLE FASTENERS.

HEAVY DUTY FLUSH TABLE HINGE



316 STAINLESS STEEL



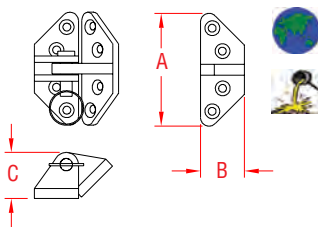
ITEM	A	B	C	D	E	WT	
	(length)						(lb)
HEAVY DUTY S3833-0001	3-1/4"	1.49"	0.20"	1.60"	0.73"	0.20	

NOTE:
USE 4 #10 FASTENERS.
EXCLUSIVE FLUSH DESIGN CAN MOVE 360 DEGREES. ONE HALF FOLDS FLAT ON TOP OF OTHER HALF. IDEAL FOR TABLES, DOORS AND OTHER APPLICATIONS WHERE RECESSED HINGES ALLOW A TOTALLY FLAT SURFACE.
REFERENCE "FASTENER MATCHING CHART" (PAGE 159) FOR COMPATIBLE FASTENERS.

HEAVY DUTY HATCH HINGE



316 STAINLESS STEEL



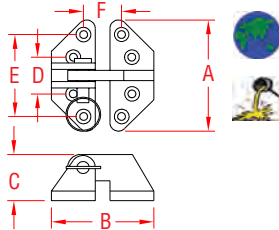
ITEM	A	B	C	WT	
	(length)				(lb)
ANGLE BASE S3824-1075	3"	1.12"	1.21"	0.56	

NOTE:
USE 8 #10 FASTENERS.
FASTENER HOLE PATTERN IS SIMILAR AS ITEM S3824-0075 BELOW.
HEAVY DUTY HINGE WITH PRECISION CAST COMPONENTS. PIN IS STAINLESS AND REMOVABLE.
REFERENCE "FASTENER MATCHING CHART" (PAGE 159) FOR COMPATIBLE FASTENERS.

HEAVY DUTY HATCH HINGE



316 STAINLESS STEEL



ITEM	A	B	C	D	E	F	WT
	(length)						(lb)
STANDARD S3824-0075	3"	2.60"	1.21"	1.36"	2.20"	1.15"	0.56

NOTE:
USE 8 #10 FASTENERS.
HEAVY DUTY HINGE WITH PRECISION CAST COMPONENTS. PIN IS STAINLESS AND REMOVABLE.
REFERENCE "FASTENER MATCHING CHART" (PAGE 159) FOR COMPATIBLE FASTENERS.

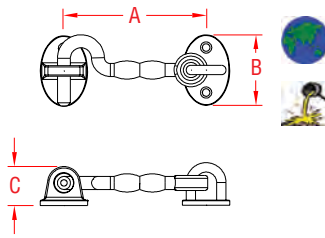


HINGES & HASPS

HEAVY DUTY DOOR HOOK SET



316 STAINLESS STEEL



ITEM	A	B	C	FAST.	WT
	(length)				(lb)
S3850-0001	3"	1.48"	0.82"	# 8	0.20
S3850-0002	4"	1.48"	0.82"	# 8	0.22

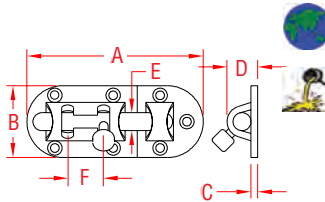
ADDITIONAL LATCH PART
S3850-02LT

NOTE:
SOLD AS A SET. POLISHED TO A MIRROR-LIKE FINISH. ADDITIONAL LATCH PART AVAILABLE WHERE DOOR NEEDS TO BE SECURED IN OPEN AND CLOSED POSITION. REFERENCE "FASTENER MATCHING CHART" (PAGE 159) FOR COMPATIBLE FASTENERS.

HEAVY DUTY BARREL BOLT



316 STAINLESS STEEL



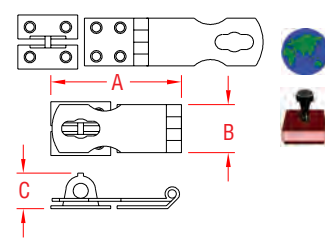
ITEM	A	B	C	D	E	F	FAST.	WT
	(length)							(lb)
S3855-0001	3-5/8"	1.50"	0.14"	0.63"	0.38"	0.75"	# 8	0.28
S3855-0002	4-1/4"	1.50"	0.14"	0.63"	0.38"	1.31"	# 8	0.33

NOTE:
HEAVY DUTY BARREL BOLT SET WITH PRECISION CAST COMPONENTS. (NO PART IS STAMPED) REFERENCE "FASTENER MATCHING CHART" (PAGE 159) FOR COMPATIBLE FASTENERS.

SAFETY HASP



304 STAINLESS STEEL



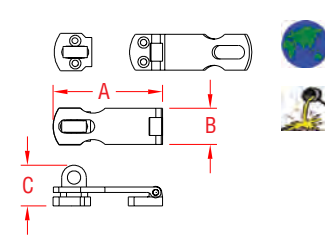
ITEM	A	B	C	FAST.	WT
	(length)				(lb)
S3853-0001	2-3/4"	1.00"	0.72"	# 8	0.10

NOTE:
REFERENCE "FASTENER MATCHING CHART" (PAGE 159) FOR COMPATIBLE FASTENERS.

HEAVY DUTY SAFETY HASP



316 STAINLESS STEEL



ITEM	A	B	C	FAST.	WT
	(length)				(lb)
S3853-0002	3"	1.00"	1.16"	# 8	0.23

NOTE:
HEAVY DUTY SAFETY HASP WITH SWIVEL PAD EYE, THAT ROTATES AND ALLOWS LOCKING OF HASP WITHOUT THE USE OF A LOCK. ALL COMPONENTS ARE PRECISION CAST. REFERENCE "FASTENER MATCHING CHART" (PAGE 159) FOR COMPATIBLE FASTENERS.



ORDERS ONLY: 800-394-2222 (USA+CANADA)

Key:

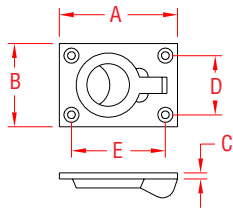


All logos, icons, images, measurements and descriptions are the sole property of Suncor Stainless, Inc. © 2016 Suncor Stainless, Inc.

HEAVY DUTY FLUSH LIFT RING




316 STAINLESS STEEL



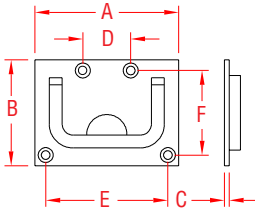
ITEM	A	B	C	D	E	WT
	(length)					(lb)
S3851-0000	2-1/2"	1.74"	0.13"	1.23"	1.90"	0.22
S3851-0001	1-7/8"	1.52"	0.12"	1.13"	1.47"	0.11

NOTE:
 USE 4 #8 FASTENERS.
 HEAVY DUTY LIFT RINGS WITH PRECISION CAST COMPONENTS.
 REFERENCE "FASTENER MATCHING CHART" (PAGE 159)
 FOR COMPATIBLE FASTENERS.

FLUSH LIFT HANDLE




316 STAINLESS STEEL



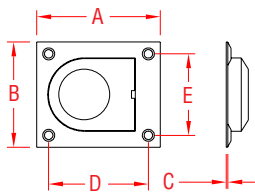
ITEM	A	B	C	D	E	F	WT
	(length)						(lb)
S3851-0002	3"	2.23"	0.10"	1.05"	2.52"	1.78"	0.26

NOTE:
 USE 4 #8 FASTENERS.
 HEAVY DUTY LIFT HANDLE WITH PRECISION CAST COMPONENTS.
 REFERENCE "FASTENER MATCHING CHART" (PAGE 159)
 FOR COMPATIBLE FASTENERS.

FLUSH LIFT PULL



304 STAINLESS STEEL



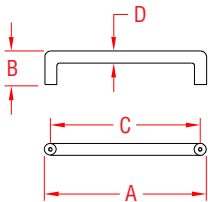
ITEM	A	B	C	D	E	WT
	(length)					(lb)
S3851-0003	2-1/2"	2.19"	0.03"	2.09"	1.68"	0.10

NOTE:
 USE 4 #8 FASTENERS.
 SPRING LOADED, STAMPED VERSION WITH ROUNDED INSIDE
 EDGE OF PULL RING.
 REFERENCE "FASTENER MATCHING CHART" (PAGE 159)
 FOR COMPATIBLE FASTENERS.

SOLID "U" SHAPED HANDLE



316 STAINLESS STEEL



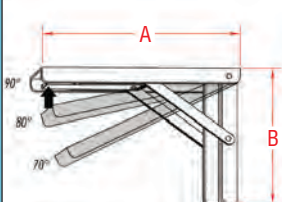
ITEM	A	B	C	D	FAST.	WT
	(size)					(lb)
S3951-0100	4-1/4"	1.40"	3.75"	0.50"	M4 X .7	0.33
S3951-0120	5-1/2"	1.40"	5.00"	0.50"	M4 X .7	0.39
S3951-0150	6-3/4"	1.40"	6.19"	0.50"	M4 X .7	0.47
S3951-0200	8"	1.40"	7.50"	0.50"	M4 X .7	0.53

NOTE:
 METRIC THREAD HOLDING SCREWS ARE REQUIRED (NOT INCLUDED).
 PRODUCT IS PRECISION CAST, NOT FORMED.

FOLDING TABLE BRACKET



316 STAINLESS STEEL



ITEM	A	B	WLL	WT
			(lb)	(lb)
S3835-0300	12"	7.75"	400	1.33
S3835-0400	16"	10.75"	400	2.74

NOTE:
 EASY AND PRACTICAL. SPACE SAVING DESIGN ADJUSTS TO
 THREE DIFFERENT POSITIONS AND FOLDS AGAINST WALL WHEN
 NOT IN USE. USE IN 90 DEGREE POSITION FOR EATING OR
 SEATING, 80 DEGREES FOR READING OR 70 DEGREES FOR DRAFTING.



**LIMITED LIFETIME
 WARRANTY**

SUNCOR STAINLESS

TEL 508-732-9191 • FAX 508-732-9798 • ORDERS ONLY 800-394-2222
 www.suncorstainless.com

SUNCOR STAINLESS, INC.

DECK HARDWARE

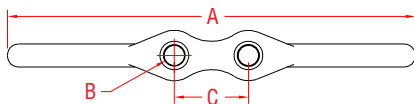


FLAGPOLE CLEAT 304 STAINLESS STEEL



ITEM	A	B	C	FASTENER	WT
	(size)				(lb)
S3103-0000	2-1/2"	0.17"	0.50"	# 8 Screws	0.03
S3104-0000	4-1/2"	0.22"	0.81"	#10 Screws	0.09

NOTE:
REFERENCE "FASTENER MATCHING CHART" (PAGE 157)
FOR COMPATIBLE FASTENERS.



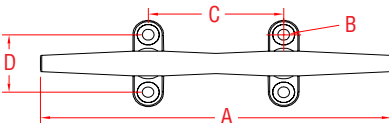
HERRESHOFF CLEAT 316 STAINLESS STEEL



ITEM	A	B	C	D	FASTENER	WT
	(size)					(lb)
S3105-0000	4"	0.20"	2.00"	0.92"	3/16" Screws	0.18
S3106-0000	6"	0.27"	2.29"	1.05"	1/4" Screws	0.42
S3108-0000	8"	0.27"	2.82"	1.34"	1/4" Screws	0.75
S3110-0000	10"	0.32"	3.63"	1.75"	5/16" Screws	1.30
S3112-0000	12"	0.32"	3.93"	1.94"	5/16" Screws	2.28

BACKING PLATES FOR HERRESHOFF CLEATS (316 STAINLESS STEEL)

S3105-BP00	4"
S3106-BP00	6"
S3108-BP00	8"
S3110-BP00	10"
S3112-BP00	12"



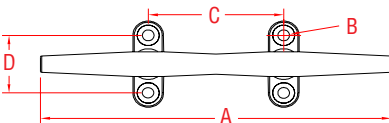
BLUE WATER CLEAT 316 STAINLESS STEEL



ITEM	A	B	C	D	FASTENER	WT
	(size)					(lb)
S3138-0000	8"	0.27"	3.32"	1.78"	1/4" Screws	1.58
S3140-0000	10"	0.32"	3.74"	1.87"	5/16" Screws	2.52
S3142-0000	12"	0.32"	4.78"	2.43"	5/16" Screws	3.78
S3145-0000	15"	0.51"	5.00"	2.53"	3/8" Screws	7.20

BACKING PLATES FOR BLUE WATER CLEATS (316 STAINLESS STEEL)

S3138-BP00	8"
S3140-BP00	10"
S3142-BP00	12"
S3145-BP00	15"



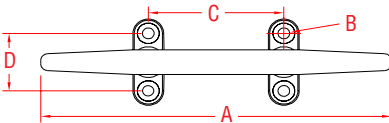
TRIMLINE CLEAT 316 STAINLESS STEEL



ITEM	A	B	C	D	FASTENER	WT
	(size)					(lb)
S3204-0000	4"	0.16"	1.16"	1.39"	1/8" Screws	0.13
S3206-0000	6"	0.26"	2.09"	1.65"	1/4" Screws	0.73
S3208-0000	8"	0.26"	2.25"	1.63"	1/4" Screws	1.00


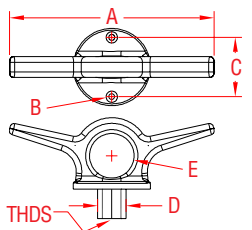
BACKING PLATES FOR TRIMLINE CLEATS (316 STAINLESS STEEL)

S3204-BP00	4"
S3206-BP00	6"
S3208-BP00	8"



LIFT EYE CLEAT

316 STAINLESS STEEL



ITEM	A	B	C	D	E	WT
	(size)					(lb)
S3250-0000	7"	0.20"	2.00"	0.98"	1.50"	1.68

NOTE:
USES 2 #10 FASTENERS. THREADS ARE 5/8" - 11 UNC.
REFERENCE "FASTENER MATCHING CHART" (PAGE 157)
FOR COMPATIBLE FASTENERS.

**LIMITED LIFETIME
WARRANTY**

SUNCOR STAINLESS

TEL 508-732-9191 • FAX 508-732-9798 • ORDERS ONLY 800-394-2222

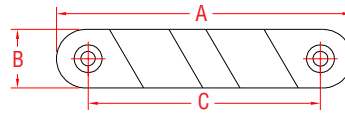
www.suncorstainless.com

BOW CHOCKS 316 STAINLESS STEEL



ITEM	SIZE	B	C	FASTENER	WT	ROPE
S3304-0000	(length) 4"	0.81"	3.13"	# 10 Screws	(lb) 0.48	(max) 5/8"
S3306-0000	6"	0.98"	4.78"	1/4" Screws	1.15	7/8"

NOTE:
SOLD AS A PAIR: ONE PORT, ONE STARBOARD. EDGES ARE POLISHED AND ROUNDED TO PREVENT CHAFE OF LINES. REFERENCE "FASTENER MATCHING CHART" (PAGE 157) FOR COMPATIBLE FASTENERS.

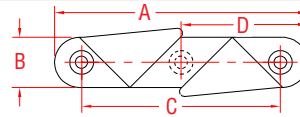


SKENE CHOCKS 316 STAINLESS STEEL



ITEM	SIZE	B	C	D	FASTENER	WT	ROPE
S3340-0000	(length) 4-1/2"	0.73"	3.73"	N/A	#10 Screws	(lb) 0.52	(max) 3/4"
S3360-0000	6"	0.95"	4.69"	N/A	1/4" Screws	1.37	1"
S3390-0000	9"	1.72"	7.50"	3.75"	5/16" Screws	5.69	1-1/4"

NOTE:
SOLD AS A PAIR: ONE PORT, ONE STARBOARD. EDGES ARE POLISHED AND ROUNDED TO PREVENT CHAFE OF LINES. REFERENCE "FASTENER MATCHING CHART" (PAGE 157) FOR COMPATIBLE FASTENERS.

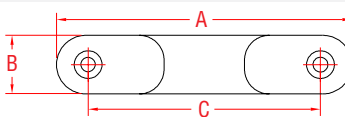


STRAIGHT CHOCK 316 STAINLESS STEEL

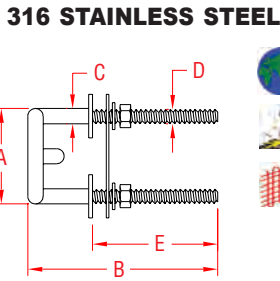


ITEM	SIZE	B	C	FASTENER	WT	ROPE
S3405-0000	(length) 5"	0.93"	3.90"	1/4" Screws	(lb) 0.35	(max) 3/4"
S3406-0000	6"	0.96"	4.94"	1/4" Screws	0.50	1"

NOTE:
SOLD SINGLY. EDGES ARE POLISHED AND ROUNDED TO PREVENT CHAFE OF LINES. REFERENCE "FASTENER MATCHING CHART" (PAGE 157) FOR COMPATIBLE FASTENERS.



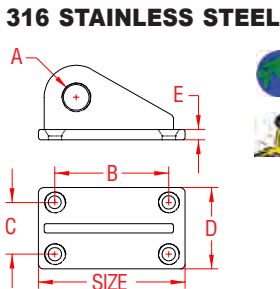
SKI TOW RING 316 STAINLESS STEEL



ITEM	A	B	C	D	E	WT
S3588-0065	(size) 2-1/2"	3.94"	0.37"	3/8" - 16	2.38"	(lb) 0.62
S3588-0075	3"	3.94"	0.37"	3/8" - 16	2.38"	0.67

NOTE:
NUTS AND WASHERS ARE INCLUDED.

TOW PAD EYE 316 STAINLESS STEEL



ITEM	SIZE	A	B	C	D	E	WT
S3718-0000	(length) 3-1/2"	0.62"	2.80"	1.25"	2.00"	0.26"	(lb) 0.80

NOTE:
HEAVY DUTY PAD EYE PROVIDES A THRU-HULL BOW ATTACHMENT FOR SMALL CRAFT TOWING. BACKING PLATE SOLD WITH TOW PAD EYE FOR MAXIMUM LOAD DISTRIBUTION.

REFERENCE "FASTENER MATCHING CHART" (PAGE 158) FOR COMPATIBLE FASTENERS.



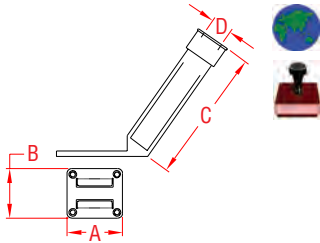
ORDERS ONLY: 800-394-2222
(USA+CANADA)

Key:

Made in USA	Drop Forged	Precision Machined	Wire Formed	Suncor Exclusive
Import	Precision Cast	Stamped	Load Rated	New Product

ROD HOLDER REMOVABLE

304 STAINLESS STEEL



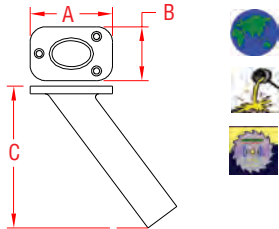
ITEM	A	B	C	D	FASTENER	WT
S3612-0000	4"	3.65"	10.0"	1.83"	1/4" Screws	1.55

(lb)

NOTE: SET INCLUDES ROD HOLDER AND MOUNTING PLATE. IDEAL FOR RETROFITS OR WHERE REMOVAL OF ROD HOLDER IS DESIRABLE. REFERENCE "FASTENER MATCHING CHART" (PAGE 157) FOR COMPATIBLE FASTENERS.

HEAVY CAST TOP ROD HOLDER

FLUSH MOUNT
316 STAINLESS STEEL



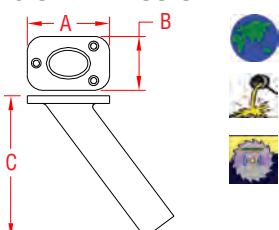

ITEM	A	B	C	DEGREE	FAST.	WT
S3611-0000	4-3/8"	3.38"	8.50"	30	1/4" Screws	1.74

(lb)

NOTE: HEAVY DUTY PRECISION CAST HEAD WITH MIRROR FINISH. END OF TUBE IS MACHINED AND DEBURRED. REFERENCE "FASTENER MATCHING CHART" (PAGE 157) FOR COMPATIBLE FASTENERS.

ROD HOLDER WITH CAP

FLUSH MOUNT
316 STAINLESS STEEL



ITEM	A	B	C	DEGREE	FAST.	WT
S3611-0001	4-3/8"	3.38"	8.50"	30	1/4" Screws	1.79

(lb)

NOTE: HEAVY DUTY PRECISION CAST HEAD WITH MIRROR FINISH. END OF TUBE IS MACHINED AND DEBURRED. REFERENCE "FASTENER MATCHING CHART" (PAGE 157) FOR COMPATIBLE FASTENERS.

ROD HOLDER LINERS

RUBBER



ITEM	A	B	DEGREE	WT
	(diameter)	(length)		(lb)
S3611-1000	2"	6.50"	30	0.26
S3611-1001	2"	7.25"	30	0.33

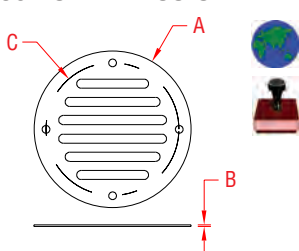
WHITE LINER REPLACEMENT

BLACK LINER REPLACEMENT W/ CAP

NOTE: DESIGNED TO FIT STANDARD 2" ROD HOLDERS, SUCH AS THE ROD HOLDERS LISTED ABOVE (S3611-0000 & S3611-0001).

FLOOR DRAIN PLATE

304 STAINLESS STEEL



ITEM	A	B	C	WT
	(size)			(lb)
S3860-0000	3-1/4"	0.04"	2.75"	0.07

NOTE: USE (4) #8 FASTENERS.

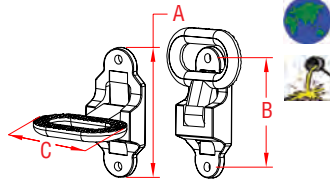


DECK HARDWARE

HEAVY DUTY FOLDING STEP



316 STAINLESS STEEL



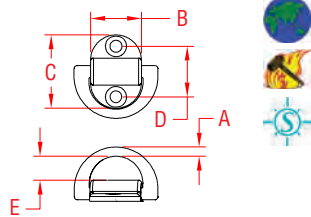
ITEM	A	B	C	FAST.	WT
					(lb)
S3630-0000	4.61"	3.88"	4.38"	5/16"	1.24

NOTE:
USE WHERE TEMPORARY STEP IS REQUIRED. FOLDS UP FLAT WHEN NOT IN USE AND HOLDS EITHER POSITION BY USE OF A LEAF SPRING.
REFERENCE "FASTENER MATCHING CHART" (PAGE 157) FOR COMPATIBLE FASTENERS.

HEAVY DUTY FOLDING PAD EYE



316 STAINLESS STEEL



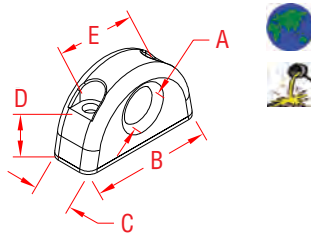
ITEM	A	B	C	D	E	WLL	WT
	(size)					(lb)	(lb)
S3712-0001	1/4"	1.06"	1.53"	0.94"	0.50"	1,200	0.13
S3712-0002	5/16"	1.38"	1.94"	1.25"	0.69"	2,000	0.25
S3712-0003	3/8"	1.75"	2.53"	1.63"	0.84"	4,000	0.60

NOTE:
"D" RING IS FORGED 316 STAINLESS AND HOLDING PAD BODY IS PRECISION CAST 316.
REFERENCE "FASTENER MATCHING CHART" (PAGE 158) FOR COMPATIBLE FASTENERS.

FAIRLEAD & GASKET



316 STAINLESS STEEL



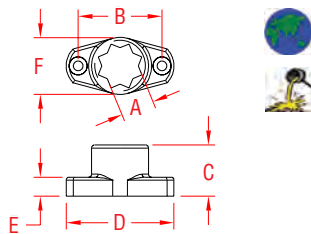
ITEM	A	B	C	D	E	FASTENERS	WT
	(rope size)						(lb)
S3730-0010	up to 5/16"	1.38"	0.44"	0.38"	0.88"	#8	0.06
S3730-0014	up to 1/2"	1.81"	0.69"	0.75"	1.00"	#10	0.14
S3730-0016	up to 5/8"	2.25"	0.81"	0.75"	1.38"	#12	0.23

NOTE:
HEAVY DUTY FAIRLEADS DESIGNED TO OUTLAST AND OUTPERFORM INFERIOR NYLON VERSIONS. MADE FROM EXTREMELY CORROSION RESISTANT MARINE GRADE 316 STAINLESS STEEL. DURABLE GASKET INCLUDED. FASTENERS NOT INCLUDED.

WINCH HANDLE HOLDER



316 STAINLESS STEEL



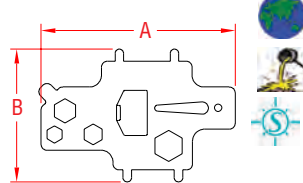
ITEM	A	B	C	D	E	F	WT
							(lb)
S3520-0001	0.71"	1.75"	1.06"	2.26"	0.39"	1.21"	0.18

NOTE:
ELIMINATE THOSE BULKY WINCH HANDLE POCKETS IN YOUR COCKPIT AND REPLACE THEM WITH THE "WINCH HANDLE HOLDER". FEATURING A SIMPLE TWO FASTENER INSTALLATION, THIS WINCH HANDLE HOLDER CAN BE EASILY PLACED WHERE IT WILL BE MOST USEFUL.
REFERENCE "FASTENER MATCHING CHART" (PAGE 157) FOR COMPATIBLE FASTENERS.

MULTI-TASK DECK KEY



304 STAINLESS STEEL



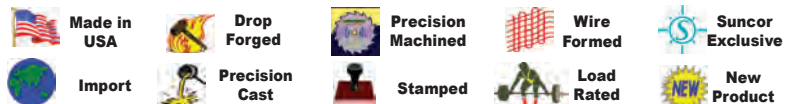
ITEM	A	B	WT
	(size)		(lb)
C3925-0000	4"	2.75"	0.14

DISPLAY STAND
C3925-1000

NOTE:
DECK KEY COMES WITH COLOR LANYARD. FITS ALL DECK PLATE CAPS AND COMES WITH BUILT-IN BOTTLE OPENER, SCREW-DRIVER, SHACKLE KEY AND #6, #10, 1/4" AND 3/8" HEX DRIVES.

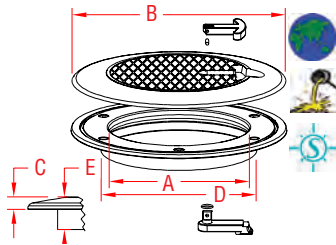


Key:



ACCESS HATCH AND FRAME

316 STAINLESS STEEL




ITEM	A	B	C	D	E	WT
	(size)					(lb)
S3812-0150	6"	9.00"	0.52"	6.50"	1.36"	5.80

CHEVRON PATTERN. CONVEX, TAPERED RIM.

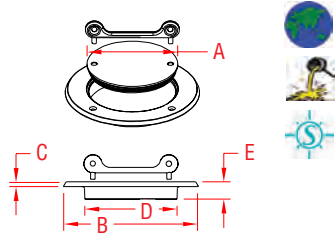
NOTE: HIGHEST QUALITY ACCESS HATCH, FEATURING EXTRA LOW PROFILE, RUBBER GASKET FOR A WEATHER TIGHT SEAL. AND NON-SLIP NON-SKID SURFACE TOP. USE VERTICALLY OR HORIZONTALLY. ENTIRELY REMOVABLE COVER, BOLTS ARE NOT VISIBLE.

REFERENCE "FASTENER MATCHING CHART" (PAGE 159) FOR COMPATIBLE FASTENERS.



ACCESS HATCH AND FRAME

316 STAINLESS STEEL




ITEM	A	B	C	D	E	WT
	(size)					(lb)
S3814-0150	6"	9.25"	0.30"	6.38"	1.19"	5.80

FLUSH MOUNT OR RECESSED. THREADED, ENTIRELY REMOVABLE COVER.

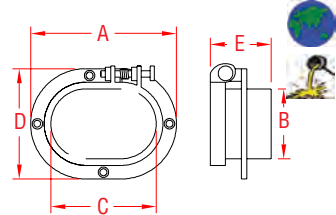
NOTE: COMES WITH ACCESS KEY. HIGHEST QUALITY ACCESS HATCH, FEATURING LOW PROFILE, RUBBER GASKET FOR A WEATHER TIGHT SEAL. CAN BE USED VERTICALLY OR HORIZONTALLY.

REFERENCE "FASTENER MATCHING CHART" (PAGE 159) FOR COMPATIBLE FASTENERS.



CHAIN AND DECK PIPE

316 STAINLESS STEEL



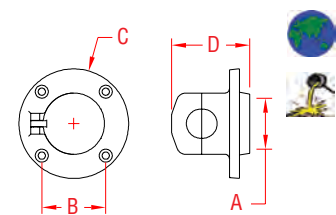
ITEM	A	B	C	D	E	WT
	(size)					(lb)
S3810-0000	5-1/2"	2.71"	3.72"	4.08"	2.00"	2.03

NOTE: USE #10 FASTENERS. COVER SLIDES TO OPEN AND IS SPRING LOADED TO CLOSE AUTOMATICALLY.

REFERENCE "FASTENER MATCHING CHART" (PAGE 159) FOR COMPATIBLE FASTENERS.

ROPE DECK PIPE HINGED

CHROME PLATED BRASS



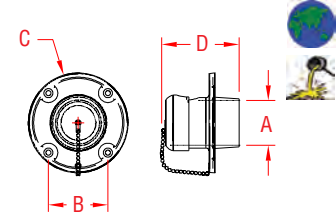
ITEM	A	B	C	D	WT
	(size)				(lb)
C3808-0002	1-1/2"	1.75"	3.00"	2.16"	0.68

NOTE: PRECISION CAST. USE 3/16" SCREWS. HINGED TOP FOR EASY ACCESS.

REFERENCE "FASTENER MATCHING CHART" (PAGE 156) FOR COMPATIBLE FASTENERS.

ROPE DECK PIPE

CHROME PLATED BRASS



ITEM	A	B	C	D	WT
	(size)				(lb)
C3808-0001	1-3/4"	2.35"	4.00"	2.94"	1.12

NOTE: PRECISION CAST. USE 3/16" SCREWS. SAFETY CHAIN ATTACHED SO TOP IS NOT LOST.

REFERENCE "FASTENER MATCHING CHART" (PAGE 156) FOR COMPATIBLE FASTENERS.

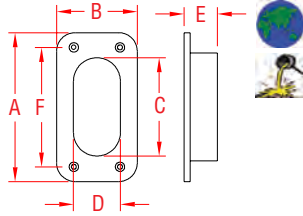
LIMITED LIFETIME WARRANTY

 **SUNCOR STAINLESS**

TEL 508-732-9191 • FAX 508-732-9798 • ORDERS ONLY 800-394-2222
www.suncorstainless.com

HAWSE PIPE

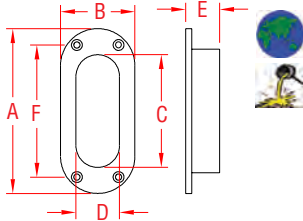
316 STAINLESS STEEL



ITEM	A	B	C	D	E	F	WT
	(size)						(lb)
SQUARE S3806-0000	6"	3.25"	3.92"	1.88"	1.34"	4.85"	1.38
NOTE: USE #10 FASTENERS. REFERENCE "FASTENER MATCHING CHART" (PAGE 159) FOR COMPATIBLE FASTENERS.							

OVAL HAWSE PIPE

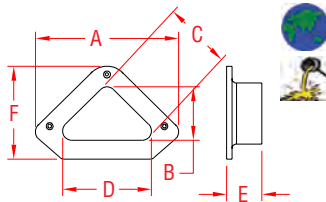
316 STAINLESS STEEL



ITEM	A	B	C	D	E	F	WT
	(size)						(lb)
OVAL S3806-0001	5-1/2"	2.50"	3.64"	1.35"	1.06"	4.81"	0.85
NOTE: USE #10 FASTENERS. REFERENCE "FASTENER MATCHING CHART" (PAGE 159) FOR COMPATIBLE FASTENERS.							

TRIANGULAR HAWSE PIPE

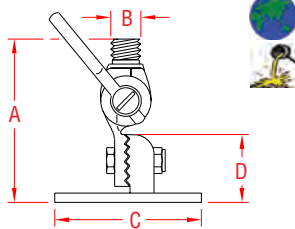
316 STAINLESS STEEL



ITEM	A	B	C	D	E	F	WT
	(size)						(lb)
TRIANGLE S3807-0000	7-7/8"	2.81"	3.62"	5.00"	1.98"	4.87"	2.60
NOTE: USE #10 FASTENERS. REFERENCE "FASTENER MATCHING CHART" (PAGE 159) FOR COMPATIBLE FASTENERS.							

ANTENNA RATCHET MOUNT

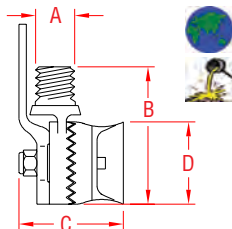
316 STAINLESS STEEL



ITEM	A	B	C	D	FAST.	WT
	(size)	(thread)				(lb)
S3620-0000	4-1/2"	1" - 14	3.62"	1.50"	1/4"	1.60
S3621-0000	6"	1" - 14	3.75"	2.30"	1/4"	2.12
NOTE: HEAVY DUTY ANTENNA RATCHET MOUNT WITH ALL COMPONENTS PRECISION CAST. THREAD "B" FITS STANDARD ANTENNAS. REFERENCE "FASTENER MATCHING CHART" (PAGE 157) FOR COMPATIBLE FASTENERS.						

ANTENNA RAIL MOUNT

316 STAINLESS STEEL



ITEM	SIZE	A	B	C	D	FAST.	WT
	(thread)						(lb)
S3625-0000	#1	1" - 14	3.50"	2.50"	2.00"	1/4"	1.24
NOTE: HEAVY DUTY ANTENNA RATCHET MOUNT WITH ALL COMPONENTS PRECISION CAST. THREAD "A" FITS STANDARD ANTENNAS.							



ORDERS ONLY: 800-394-2222
(USA+CANADA)

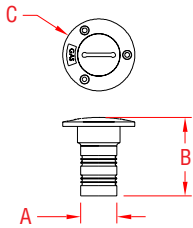
Key:



All logos, icons, images, measurements and descriptions are the sole property of Suncor Stainless, Inc.
© 2016 Suncor Stainless, Inc.

HOSE DECK FILLS

316 STAINLESS STEEL

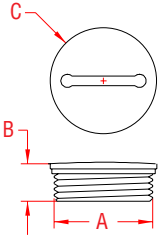


ITEM	A	B	C	TYPE	FAST.	WT
	(hose)					(lb)
S3911-0000	1-1/2"	3.35"	3.00"	GAS	# 10	1.00
S3912-0000	1-1/2"	3.35"	3.00"	DIESEL	# 10	1.00
S3913-0000	1-1/2"	3.35"	3.00"	WATER	# 10	1.00
S3914-0000	1-1/2"	3.35"	3.00"	WASTE	# 10	1.00
S3921-0000	2"	3.47"	3.50"	GAS	# 10	1.37
S3922-0000	2"	3.47"	3.50"	DIESEL	# 10	1.37

NOTE:
EACH DECK FILL SET INCLUDES BODY, CHAIN, CAP AND KEY EXCEPT THE WASTE SET WHICH DOES NOT INCLUDE CHAIN.
REFERENCE "FASTENER MATCHING CHART" (PAGE 159) FOR COMPATIBLE FASTENERS.

REPLACEMENT CAP

316 STAINLESS STEEL

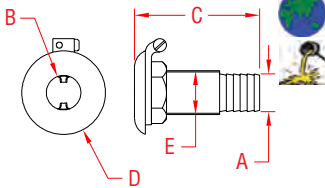


ITEM	A	B	C	WT
				(lb)
S3920-0000	1-1/2"	0.69"	1.74"	0.20

NOTE:
REPLACEMENT CAP INCLUDES CHAIN. USE IN CONJUNCTION WITH THE HOSE DECK FILLS.

THRU-HULL HOSE CONNECT

316 STAINLESS STEEL



ITEM	A	B	C	D	E	WT
	(size)					(lb)
S3815-0020	3/4"	CALL FOR DETAILS AND AVAILABILITY				
S3815-0025	1"	0.75"	2.89"	1.92"	1.03"	0.42
S3815-0028	1-1/8"	1.00"	3.09"	2.14"	1.30"	0.56
S3815-0032	1-1/4"	1.12"	3.15"	2.32"	1.49"	0.68
S3815-0038	1-1/2"	1.33"	3.27"	2.53"	1.63"	0.76
S3815-0050	2"	1.71"	3.98"	3.32"	2.35"	1.12

NOTE:
EACH SET CONTAINS THRU-HULL, WASHER WITH GROUNDING LUG AND NUT.



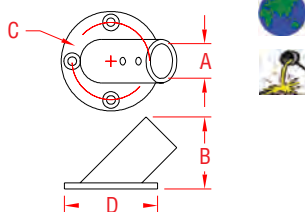
SUNCOR STAINLESS, INC.

RAILING & BIMINI



ROUND RAIL BASE

316 STAINLESS STEEL

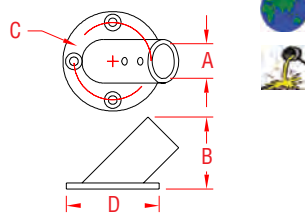


ITEM	A	B	C	D	FAST.	WT
	(size)			(base)		(lb)
30 DEGREE ANGLE						
S3650-0300	7/8"	1.56"	1.88"	2.66"	#10 Screws	0.49
S3650-0301	1"	1.60"	2.07"	2.79"	1/4" Screws	0.52

NOTE:
SOLD INDIVIDUALLY, WITH SET SCREWS. USE 1/8" ALLEN KEY.
REFERENCE "FASTENER MATCHING CHART" (PAGE 157)
FOR COMPATIBLE FASTENERS.

ROUND RAIL BASE

316 STAINLESS STEEL

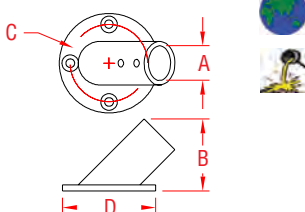


ITEM	A	B	C	D	FAST.	WT
	(size)			(base)		(lb)
45 DEGREE ANGLE						
S3650-0450	7/8"	1.82"	1.97"	2.66"	#10 Screws	0.50
S3650-0451	1"	1.86"	2.07"	2.79"	1/4" Screws	0.53

NOTE:
SOLD INDIVIDUALLY, WITH SET SCREWS. USE 1/8" ALLEN KEY.
REFERENCE "FASTENER MATCHING CHART" (PAGE 157)
FOR COMPATIBLE FASTENERS.

ROUND RAIL BASE

316 STAINLESS STEEL

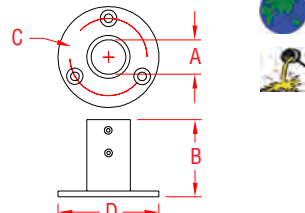


ITEM	A	B	C	D	FAST.	WT
	(size)			(base)		(lb)
60 DEGREE ANGLE						
S3650-0600	7/8"	1.92"	1.91"	2.66"	#10 Screws	0.47
S3650-0601	1"	1.96"	2.13"	2.79"	1/4" Screws	0.51

NOTE:
SOLD INDIVIDUALLY, WITH SET SCREWS. USE 1/8" ALLEN KEY.
REFERENCE "FASTENER MATCHING CHART" (PAGE 157)
FOR COMPATIBLE FASTENERS.

ROUND RAIL BASE

316 STAINLESS STEEL

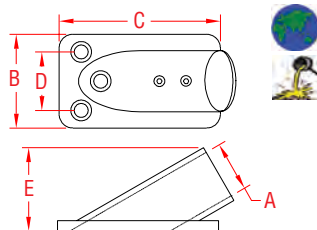


ITEM	A	B	C	D	FAST.	WT
	(size)			(base)		(lb)
90 DEGREE ANGLE						
S3650-0900	7/8"	1.74"	1.98"	2.66"	#10 Screws	0.46
S3650-0901	1"	1.74"	2.13"	2.79"	1/4" Screws	0.46

NOTE:
SOLD INDIVIDUALLY, WITH SET SCREWS. USE 1/8" ALLEN KEY.
REFERENCE "FASTENER MATCHING CHART" (PAGE 157)
FOR COMPATIBLE FASTENERS.

RECTANGULAR BASE

316 STAINLESS STEEL



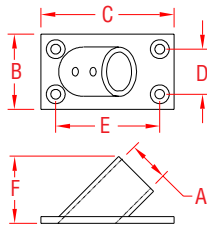
ITEM	A	B	C	D	E	FAST.	WT
	(size)						(lb)
30 DEGREE ANGLE							
S3651-0300	7/8"	1.70"	3.04"	1.05"	1.49"	#10 Screws	0.38
S3651-0301	1"	1.85"	3.22"	1.12"	1.56"	1/4" Screws	0.48

NOTE:
SOLD INDIVIDUALLY, WITH SET SCREWS. USE 1/8" ALLEN KEY.
REFERENCE "FASTENER MATCHING CHART" (PAGE 157)
FOR COMPATIBLE FASTENERS.



RECTANGULAR BASE

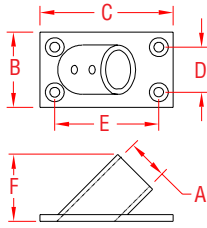

316 STAINLESS STEEL



ITEM	A	B	C	D	E	F	FAST.	WT
	(size)							(lb)
45 DEGREE ANGLE								
S3651-0450	7/8"	1.70"	3.09"	1.02"	2.40"	1.83"	#10 Screws	0.46
S3651-0451	1"	1.88"	3.20"	1.12"	2.60"	1.87"	1/4" Screws	0.50
NOTE: SOLD INDIVIDUALLY, WITH SET SCREWS. USE 1/8" ALLEN KEY. REFERENCE "FASTENER MATCHING CHART" (PAGE 157) FOR COMPATIBLE FASTENERS.								

RECTANGULAR BASE

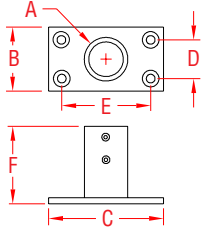
316 STAINLESS STEEL



ITEM	A	B	C	D	E	F	FAST.	WT
	(size)							(lb)
60 DEGREE ANGLE								
S3651-0600	7/8"	1.74"	3.09"	1.02"	2.40"	1.92"	#10 Screws	0.47
S3651-0601	1"	1.88"	3.23"	1.12"	2.60"	1.95"	1/4" Screws	0.50
NOTE: SOLD INDIVIDUALLY, WITH SET SCREWS. USE 1/8" ALLEN KEY. REFERENCE "FASTENER MATCHING CHART" (PAGE 157) FOR COMPATIBLE FASTENERS.								

RECTANGULAR BASE

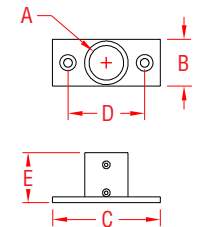
316 STAINLESS STEEL



ITEM	A	B	C	D	E	F	FAST.	WT
	(size)							(lb)
90 DEGREE ANGLE								
S3651-0900	7/8"	1.72"	3.05"	1.02"	2.40"	1.73"	#10 Screws	0.44
S3651-0901	1"	1.86"	3.22"	1.12"	2.60"	1.76"	1/4" Screws	0.46
NOTE: SOLD INDIVIDUALLY, WITH SET SCREWS. USE 1/8" ALLEN KEY. REFERENCE "FASTENER MATCHING CHART" (PAGE 157) FOR COMPATIBLE FASTENERS.								

RECTANGULAR BASE

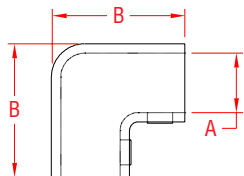
316 STAINLESS STEEL



ITEM	A	B	C	D	E	FAST.	WT
	(size)						(lb)
90 DEGREE ANGLE, 2 HOLE							
S3652-0900	7/8"	1.25"	2.86"	2.12"	1.72"	1/4" Screws	0.26
S3652-0901	1"	1.42"	3.20"	2.60"	1.71"	1/4" Screws	0.41
NOTE: SOLD INDIVIDUALLY, WITH SET SCREWS. USE 1/8" ALLEN KEY. REFERENCE "FASTENER MATCHING CHART" (PAGE 157) FOR COMPATIBLE FASTENERS.							

RAIL ELBOW

316 STAINLESS STEEL



ITEM	A	B	WT
	(size)		(lb)
90 DEGREE			
S3665-0900	7/8"	2.00"	0.32
S3665-0901	1"	2.05"	0.36
NOTE: SOLD INDIVIDUALLY, WITH SET SCREWS. USE 1/8" ALLEN KEY.			



ORDERS ONLY: 800-394-2222
(USA+CANADA)

Key:



Made in USA



Drop Forged



Precision Machined



Wire Formed



Suncor Exclusive



Import



Precision Cast



Stamped



Load Rated

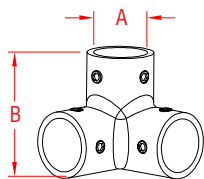


New Product

All logos, icons, images, measurements and descriptions are the sole property of Suncor Stainless, Inc.
© 2016 Suncor Stainless, Inc.

3-WAY RAIL CORNER

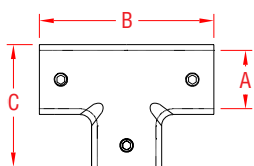
316 STAINLESS STEEL



ITEM	A	B	WT
	(size)		(lb)
90 DEGREE			
S3666-0000	7/8"	2.17"	0.40
S3666-0001	1"	2.27"	0.55
NOTE: SOLD INDIVIDUALLY, WITH SET SCREWS. USE 1/8" ALLEN KEY.			

3-WAY "T" RAIL

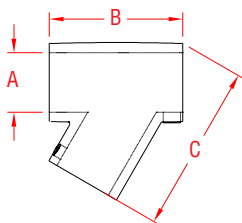
316 STAINLESS STEEL



ITEM	A	B	C	WT
	(size)			(lb)
90 DEGREE				
S3660-0900	7/8"	2.00"	2.00"	0.35
S3660-0901	1"	2.17"	2.20"	0.45
NOTE: SOLD INDIVIDUALLY, WITH SET SCREWS. USE 1/8" ALLEN KEY.				

UNIVERSAL "T" RAIL

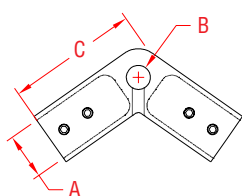
316 STAINLESS STEEL



ITEM	A	B	C	WT
	(size)			(lb)
60 DEGREE				
S3660-0600	7/8"	2.00"	2.50"	0.38
S3660-0601	1"	2.29"	2.75"	0.45
NOTE: SOLD INDIVIDUALLY, WITH SET SCREWS. USE 1/8" ALLEN KEY. THIS PART CAN BE USED IN RIGHT AND LEFT HAND APPLICATIONS.				

BOW FORMER

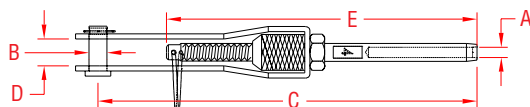
316 STAINLESS STEEL



ITEM	A	B	C	WT
	(size)			(lb)
110 DEGREE ANGLE				
S3663-0000	7/8"	0.51"	2.50"	0.63
125 DEGREE ANGLE				
S3663-0001	1"	0.51"	2.50"	0.63
NOTE: COMES WITH 4 SET SCREWS IN UNDERSIDE; OTHER ANGLES ARE AVAILABLE FOR BULK ORDERS.				

LIFELINE ADJUSTER

316 STAINLESS STEEL



ITEM	A	B	C	D	E	WT
	(size)					(lb)
S0745-0003	1/8"	0.24"	5.25"	0.42"	4.35"	0.16
S0745-0004	5/32"	0.24"	5.67"	0.42"	4.70"	0.18
S0745-0005	3/16"	0.24"	5.89"	0.42"	4.97"	0.20
NOTE: TENSIONER DESIGNED FOR, BUT NOT LIMITED TO, LIFELINE APPLICATIONS. S0731-0703 SWAGE STUD (PAGE 33) IS USED IN THIS ASSEMBLY. HAND SWAGE VERSION OF THIS ITEM AVAILABLE ON PAGE 39.						

LIMITED LIFETIME WARRANTY

SUNCOR STAINLESS®

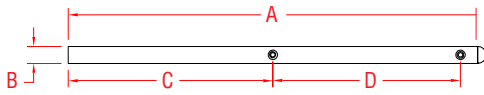

TEL 508-732-9191 • FAX 508-732-9798 • ORDERS ONLY 800-394-2222

www.suncorstainless.com

RAILING & BIMINI HARDWARE

LIFELINE STANCHION

316 STAINLESS STEEL

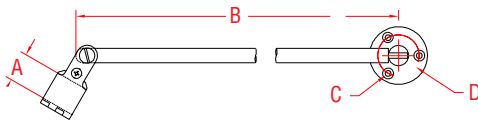


ITEM	A	B	C	D	WT
	(height)	(size)			(lb)
S3609-2425	24"	1"	12"	12"	1.32
S3609-3025	30"	1"	15"	15"	1.65
S3609-3625	36"	1"	18"	18"	1.98
S3609-CUST	custom	1"			

NOTE:
THE S3608-0025 BULLET CAP IS INCLUDED IN THE STANCHION ASSEMBLY.

STANCHION BRACE

316 STAINLESS STEEL

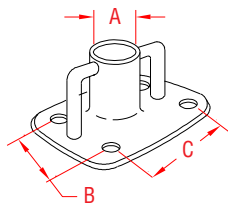


ITEM	A	B	C	D	FAST.	WT
	(size)					(lb)
S3610-0600	1"	14.41"	0.20"	1.25"	#10 Screws	1.12
S3610-0750	1"	20.41"	0.20"	1.25"	#10 Screws	1.36

NOTE:
USE TO BRACE STANCHIONS NEXT TO GATES; SLIDE ALLOWS SELECTION OF HEIGHT FOR ATTACHING TO STANCHION.
REFERENCE "FASTENER MATCHING CHART" (PAGE 157) FOR COMPATIBLE FASTENERS.

STANCHION BASE

316 STAINLESS STEEL

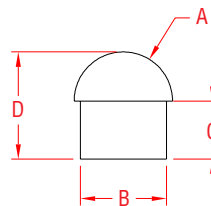



ITEM	A	B	C	HEIGHT	FAST.	WT
	(size)					(lb)
S3610-0000	1"	1.78"	2.37"	2.20"	1/4"	1.08

NOTE:
HEAVY DUTY BASE, PRECISION CAST IN ONE PIECE, NO WELDS.
BASE ANGLE IS 3 DEGREES TO ALLOW FOR SLOPING DECK.
REFERENCE "FASTENER MATCHING CHART" (PAGE 157) FOR COMPATIBLE FASTENERS.

BULLET CAP

316 STAINLESS STEEL

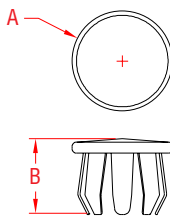


ITEM	A	B	C	D	WT
	(size)				(lb)
S3608-0025	1"	0.88"	0.58"	1.08"	0.08

NOTE:
BULLET CAP IS INCLUDED IN THE LIFELINE STANCHION ASSEMBLY.

FLAT END CAP

304 STAINLESS STEEL



ITEM	A	B	WT
	(size)		(lb)
S3679-0000	7/8"	0.65"	0.01
S3679-0001	1"	0.68"	0.01

NOTE:
CLOSES TUBE ENDS WITHOUT FASTENER.



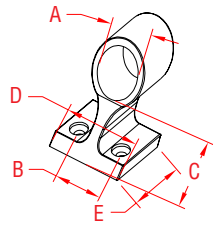

ORDERS ONLY: 800-394-2222 (USA+CANADA)

Key:



FORWARD END RAIL

316 STAINLESS STEEL

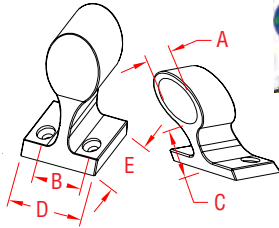


ITEM	A	B	C	D	E	HEIGHT	FAST.	WT	
	(size)								(lb)
120 DEGREE									
S3670-1200	7/8"	1.03"	0.96"	1.60"	1.24"	1.98"	(2)#10	0.28	
S3670-1201	1"	1.10"	1.14"	1.66"	1.29"	2.24"	(2)#10	0.35	

NOTE:
REFERENCE "FASTENER MATCHING CHART" (PAGE 157-158)
FOR COMPATIBLE FASTENERS.

AFT END RAIL

316 STAINLESS STEEL

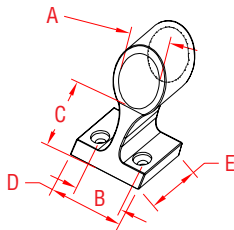



ITEM	A	B	C	D	E	HEIGHT	FAST.	WT	
	(size)								(lb)
60 DEGREE									
S3671-0600	7/8"	1.03"	0.96"	1.60"	1.24"	1.92"	(2)#10	0.27	
S3671-0601	1"	1.10"	1.14"	1.66"	1.29"	2.23"	(2)#10	0.34	

NOTE:
REFERENCE "FASTENER MATCHING CHART" (PAGE 158)
FOR COMPATIBLE FASTENERS.

CENTER RAIL

316 STAINLESS STEEL

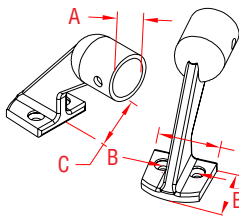


ITEM	A	B	C	D	E	HEIGHT	FAST.	WT	
	(size)								(lb)
60 DEGREE									
S3672-0600	7/8"	1.03"	0.96"	1.60"	1.24"	1.90"	(2)#10	0.25	
S3672-0601	1"	1.10"	1.14"	1.66"	1.29"	2.26"	(2)#10	0.34	

NOTE:
REFERENCE "FASTENER MATCHING CHART" (PAGE 158)
FOR COMPATIBLE FASTENERS.

RAIL STANCHION END

316 STAINLESS STEEL

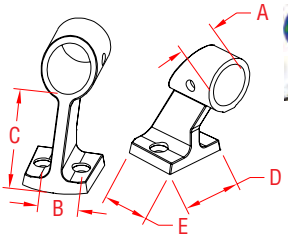


ITEM	A	B	C	D	E	HEIGHT	FAST.	WT	
	(size)								(lb)
STANCHION END									
S3673-0600	7/8"	0.80"	1.43"	1.46"	1.28"	2.70"	(2)#10	1.12	

NOTE:
RAIL STANCHION PERMITS HIGHER CLEARANCE BELOW
RAIL THAN ALTERNATIVE PARTS SHOWN ABOVE.
REFERENCE "FASTENER MATCHING CHART" (PAGE 158)
FOR COMPATIBLE FASTENERS.

RAIL STANCHION CENTER

316 STAINLESS STEEL



ITEM	A	B	C	D	E	HEIGHT	FAST.	WT	
	(size)								(lb)
STANCHION CENTER									
S3673-1600	7/8"	0.78"	1.56"	1.46"	1.40"	2.59"	(2)#10	0.28	

NOTE:
RAIL STANCHION PERMITS HIGHER CLEARANCE BELOW
RAIL THAN ALTERNATIVE PARTS SHOWN ABOVE.
REFERENCE "FASTENER MATCHING CHART" (PAGE 158)
FOR COMPATIBLE FASTENERS.

**LIMITED LIFETIME
WARRANTY**

 **SUNCOR STAINLESS**

TEL 508-732-9191 • FAX 508-732-9798 • ORDERS ONLY 800-394-2222

www.suncorstainless.com

RAILING & BIMINI HARDWARE

RAILING & BIMINI HARDWARE

END MOUNT IN / END MOUNT OUT

316 STAINLESS STEEL



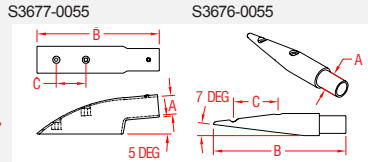
S3677-0055



S3676-0055

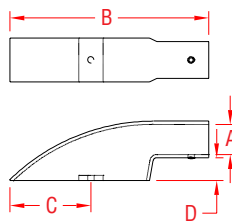


ITEM	A	B	C	FAST.	WT
	(size)				(lb)
END IN, 5 DEGREE					
S3677-0055	7/8"	6.00"	1.60"	#10 Screws	0.43
END OUT, 7 DEGREE					
S3676-0055	3/4"	5.59"	1.87"	#10 Screws	0.43
NOTE: S3677-0055 ALLOWS RAIL TO GO INSIDE AND BE SECURED WITH SET SCREW. S3676-0055 ACCEPTS RAIL OUTSIDE FOR CONSISTENT LOOK.					
REFERENCE "FASTENER MATCHING CHART" (PAGE 158) FOR COMPATIBLE FASTENERS.					



BOTTOM MOUNT

316 STAINLESS STEEL



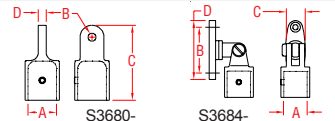
ITEM	A	B	C	D	FAST.	WT
	(size)					(lb)
S3675-0900	7/8"	6.75"	2.85"	0.90"	(1)-6 mm	0.78
S3675-0901	1"	6.75"	2.85"	0.90"	(1)-6 mm	0.87
NOTE: HEAVY DUTY BOTTOM MOUNT FOR HANDRAILS WITHOUT WELDS. CLEAN TOP AS MOUNTING IS FROM BELOW.						

TOP CAP/MULTI-DIRECTIONAL TOP CAP

316 STAINLESS STEEL

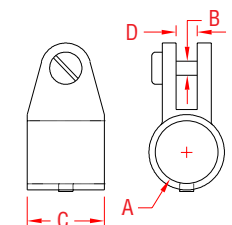


ITEM	A	B	C	D	FAST.	WT
	(size)					(lb)
TOP CAP						
S3680-0000	7/8"	0.26"	2.38"	0.26"	N/A	0.20
S3680-0001	1"	0.26"	2.38"	0.26"	N/A	0.27
HEAVY TOP CAP						
S3680-1001	1"	0.32"	2.38"	0.35"	N/A	0.28
MULTI-DIRECTIONAL TOP CAP						
S3684-0000	7/8"	1.57"	0.72"	2.25"	(2)#10	0.35
S3684-0001	1"	1.83"	0.72"	2.53"	(2)#10	0.42
NOTE: S3684-SERIES ASSEMBLY ALLOWS 360 DEGREE MOVEMENT IN HORIZONTAL PLANE AND 180 DEGREES IN VERTICAL PLANE.						



TOP SLIDE

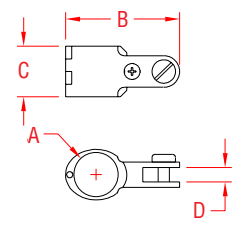
316 STAINLESS STEEL



ITEM	A	B	C	D	WT
	(size)				(lb)
TOP SLIDE					
S3681-0000	7/8"	0.21"	1.10"	0.30"	0.23
S3681-0001	1"	0.21"	1.25"	0.30"	0.27
HEAVY TOP SLIDE					
S3681-1001	1"	0.31"	1.20"	0.42"	0.42
NOTE: TOP CAP AND SLIDE WILL FIT TOGETHER.					

HINGED TOP SLIDE

316 STAINLESS STEEL



ITEM	A	B	C	D	WT
	(size)				(lb)
S3683-0000	7/8"	2.24"	1.00"	0.30"	0.15
S3683-0001	1"	2.37"	1.00"	0.30"	0.16
NOTE: VERY SLEEK DESIGN WITH INCORPORATED HINGE (NOT 2 PARTS) WHICH PREVENTS LOSS DURING INSTALLATION; ALLOWS EASY INSTALLATION OF A TOP SLIDE ON ANY EXISTING BIMINI TOP.					



Key:

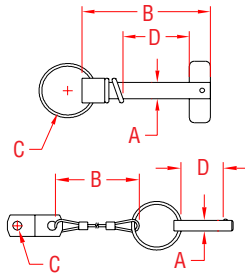
Made in USA	Drop Forged	Precision Machined	Wire Formed	Suncor Exclusive
Import	Precision Cast	Stamped	Load Rated	New Product

All logos, icons, images, measurements and descriptions are the sole property of Suncor Stainless, Inc. © 2016 Suncor Stainless, Inc.

ORDERS ONLY: 800-394-2222 (USA+CANADA)

REMOVABLE PIN SETS

STAINLESS STEEL



ITEM	A	B	C	D	WT
	(size)			(grip)	(lb)
REMOVABLE PIN WITH RING S3685-0001	1/4"	1.85"	1.00"	1.00"	0.04
LANYARD WITH PIN S3685-0000	1/4"	6.00"	0.21"	1.00"	0.03

NOTE:
FOR OTHER TYPES OF REMOVABLE PINS, SEE PAGE 78-79.

**REFERENCE "FASTENER MATCHING CHART" (PAGE 158)
FOR COMPATIBLE FASTENERS.**

DECK HINGES

316 STAINLESS STEEL

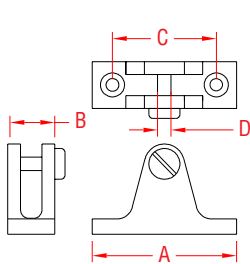


-2000; -5000; -3000; -3001

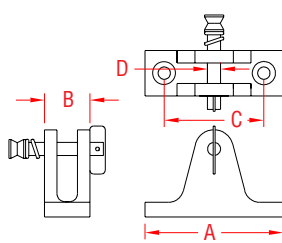


ITEM	A	B	C	D	FAST.	WT
	(size)					(lb)
90 DEGREE DECK HINGE S3682-2000	2-1/4"	0.73"	1.58"	0.21"	(2)#10	0.22
90 DEGREE DECK HINGE, REMOVABLE PIN S3682-5000	2-1/4"	0.64"	1.58"	0.25"	(2)#10	0.24
CONCAVE DECK HINGE S3682-3000	2-1/4"	0.68"	1.58"	0.87"	(2)#10	0.20
CONCAVE DECK HINGE, REMOVABLE QUICK PIN S3682-3001	2-1/4"	0.76"	1.58"	0.87"	(2)#10	0.20

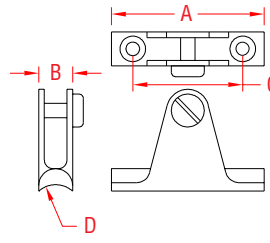
NOTE:
REFERENCE "FASTENER MATCHING CHART" (PAGE 158)
FOR COMPATIBLE FASTENERS.



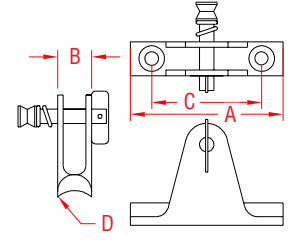
S3682-2000



S3682-5000




S3682-3000



S3682-3001

DECK HINGES

316 STAINLESS STEEL

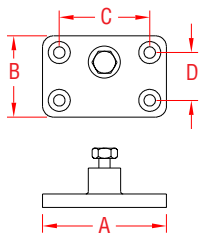


-1000; -0000; -4001; -4000

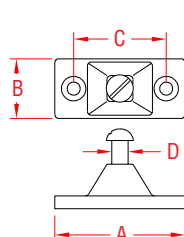


ITEM	A	B	C	D	FAST.	WT
	(size)					(lb)
SIDE DECK HINGE S3682-0000	2"	0.92"	1.40"	0.24"	(2)#10	0.16
HEAVY SIDE DECK HINGE S3682-1000	2-13/16"	1.85"	2.00"	1.08"	(4)#10	0.30
80 DEGREE DECK HINGE, SCREWED S3682-4000	2-1/4"	0.66"	1.58"	0.21"	(2)#10	0.24
80 DEGREE DECK HINGE, DRILLED S3682-4001	2-1/4"	0.80"	1.58"	0.26"	(2)#10	0.24

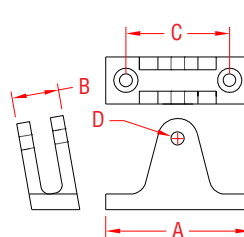
NOTE:
REFERENCE "FASTENER MATCHING CHART" (PAGE 158)
FOR COMPATIBLE FASTENERS.



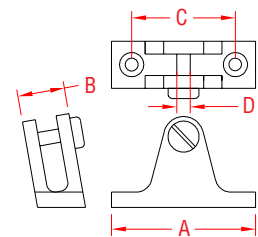
S3682-1000



S3682-0000



S3682-4001



S3682-4000

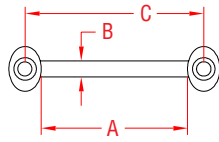


RAILING & BIMINI HARDWARE

RAILING & BIMINI HARDWARE

FOOTMAN'S LOOP

316 STAINLESS STEEL



ITEM	A	B	C	FAST.	WLL	WT
	(size)				(lb)	(lb)
S0224-0025	1"	0.24"	1.48"	#8 Screws	400	0.04
S0224-0050	2"	0.24"	2.48"	#8 Screws	400	0.05

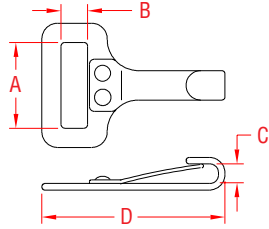
NOTE:
CAN BE USED HORIZONTALLY OR VERTICALLY. PATENTED, "NO SNAG" DESIGN. USE FLAT HOOK S0210-0025 TO ATTACH WEBBING OR SLIP THE WEBBING WITH SEWN LOOP (S0232-SERIES, PAGE 103) OVER THE FITTING BEFORE TIGHTENING ATTACHMENT.

REFERENCE "FASTENER MATCHING CHART" (PAGE 156) FOR COMPATIBLE FASTENERS.



FIXED BIMINI CLIP

304 STAINLESS STEEL



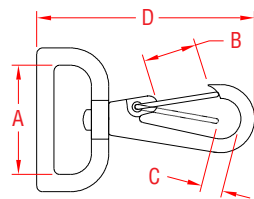
ITEM	A	B	C	D	WLL	WT
	(size)				(lb)	(lb)
S0220-0025	1"	0.23"	0.20"	1.94"	70	0.03

NOTE:
SEE COMBINATIONS ON PAGE 102 AND 103 FOR READY-MADE ASSEMBLIES.



SWIVEL WEB CLIP

304 STAINLESS STEEL



ITEM	A	B	C	D	WLL	WT
	(size)				(lb)	(lb)
S0221-0025	1"	0.63"	0.41"	2.56"	130	0.07
S0221-0038	1-1/2"	0.63"	0.41"	2.63"	130	0.08
S0221-0050	2"	0.63"	0.41"	2.71"	130	0.10

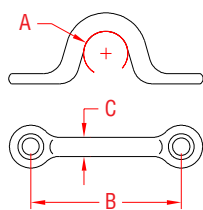
NOTE:
NEW "SLIMLINE" BAIL FOR WEBBING. SPECIAL TORSION SPRING GATE FOR LONGER LIFE. COMBINATION POSSIBLE WITH STAR ADJUSTER™ (S0217-0025, PAGE 107).

SEE COMBINATIONS ON PAGE 102 AND 103 FOR READY-MADE ASSEMBLIES.



PAD EYE

304 STAINLESS STEEL



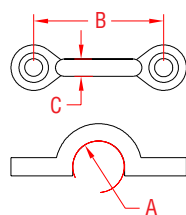
ITEM	SIZE	A	B	C	WLL	WT
		(max. diameter)			(lb)	(lb)
S3719-0004	5/32"	0.46"	1.25"	0.15"	300	0.01
S3719-0005	3/16"	0.56"	1.57"	0.19"	400	0.02
S3719-0006	1/4"	0.63"	1.75"	0.23"	500	0.03
S3719-0008	5/16"	0.63"	1.95"	0.31"	600	0.06

NOTE:
ROUND CROSS-SECTION PREVENTS CHAFE OF ROPE.

REFERENCE "FASTENER MATCHING CHART" (PAGE 159) FOR COMPATIBLE FASTENERS.

HEAVY DUTY PAD EYE

316 STAINLESS STEEL



ITEM	SIZE	A	B	C	WLL	WT
		(max. diameter)			(lb)	(lb)
S3719-1005	5/8"	0.40"	1.40"	0.19"	350	0.03

NOTE:
ITEM IS CAST. ROUND BAR PREVENTS CHAFE OF ROPE.

REFERENCE "FASTENER MATCHING CHART" (PAGE 159) FOR COMPATIBLE FASTENERS.



ORDERS ONLY: 800-394-2222 (USA+CANADA)


Key:



All logos, icons, images, measurements and descriptions are the sole property of Suncor Stainless, Inc. © 2016 Suncor Stainless, Inc.

SUNCOR STAINLESS, INC.

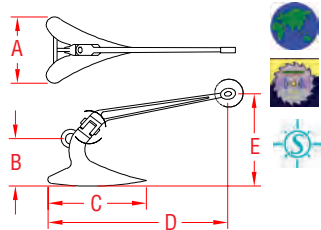
ANCHORS



www.suncorstainless.com

PLOWMASTER™ ANCHOR

**316 STAINLESS STEEL
MIRROR POLISHED**



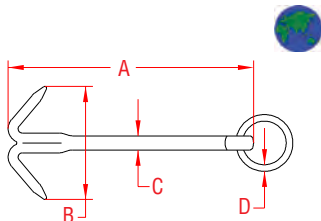
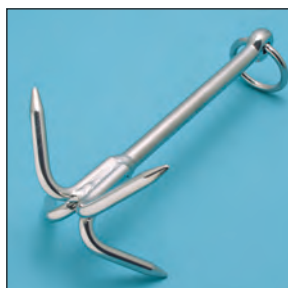
ITEM	SIZE	A	B	C	D	E	F	G	H	I
S7025-0000	25 lb.	12.0"	7.8"	16.5"	30.5"	13.0"	0.6"	2.0"	1.4"	0.7"
S7035-0000	35 lb.	12.8"	8.5"	17.5"	34.5"	14.0"	0.6"	2.3"	1.5"	0.8"
S7045-0000	45 lb.	14.3"	10.0"	20.0"	39.0"	17.0"	0.7"	2.4"	1.5"	0.8"

NOTE:
PRECISION CUT AND POLISHED FROM 316 STAINLESS STEEL,
THEN WELDED AND HAND POLISHED.



HOOK ANCHOR

316 STAINLESS STEEL



ITEM	SIZE	A	B	C	D
S7601-0000	1 lb.	7.87"	5.62"	0.50"	0.25"
S7602-0000	2 lb.	9.44"	8.53"	0.63"	0.31"
S7603-0000	4 lb.	12.40"	10.47"	0.75"	0.38"

NOTE:
HOOK ANCHOR FEATURES 4 FIXED PRONGS AND A ROUND RING FOR
EASY ATTACHMENT TO CHAIN OR ROPE. IT IS IDEAL FOR LIGHT DUTY
APPLICATIONS, INCLUDING, SMALL CRAFTS, DINGHIES, JETSKIS,
CANOES, KAYAKS AND SMALL BOATS.

FOLDING GRAPNEL ANCHOR

**CAST IRON
GALVANIZED**




ITEM	SIZE	LENGTH	WIDTH	WIDTH	SHACKLE
			(open)	(closed)	
G8001-MKII	1.5 lb.	7.00"	6.75"	2.00"	3/16"
G8003-MKII	3 lb.	12.00"	10.00"	2.50"	1/4"
G8005-MKII	5 lb.	12.75"	13.50"	2.63"	5/16"
G8008-MKII	7 lb.	16.00"	16.50"	3.00"	5/16"
G8012-MKII	12 lb.	18.00"	17.00"	3.50"	3/8"
G8033-MKII	33 lb.	26.00"	25.00"	6.00"	1/2"

NOTE:
ANCHORS INCLUDE ONE SHACKLE.
GOOD FOR SMALL CRAFT IN ROCKS AND MUDDY BOTTOMS.

PAK-ANCHOR™ KIT

INCLUDES LINE, ANCHOR, SNAP AND BAG



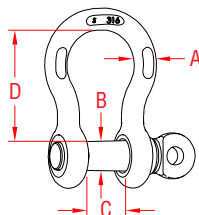
ITEM	ANCHOR	COLOR	LINE LENGTH	WT
	(size)			(lb)
C8003-BL20	3 lb.	BLUE	20 FEET	4.10
C8003-BL40	3 lb.	BLUE	40 FEET	4.85
C8003-LM20	3 lb.	MAROON	20 FEET	4.10
C8003-LM40	3 lb.	MAROON	40 FEET	4.85
C8003-TL20	3 lb.	TEAL	20 FEET	4.10
C8003-TL40	3 lb.	TEAL	40 FEET	4.85

NOTE:
KIT IS IDEAL FOR JETSKIS, CANOES, KAYAKS, AND SMALL BOATS. KIT
INCLUDES STAINLESS SNAP, SHACKLE, THIMBLE, ANCHOR, LINE AND
DRIP-DRY MESH BAG.

KIT IS PACKAGED WITH BAR CODE.

ANCHOR SHACKLE

**316-NM STAINLESS STEEL
WITH OVERSIZE SCREW PIN**



ITEM	A	B	C	D	WLL	WT
	(size)				(lb)	(lb)
S0116-FS05	3/16"	0.26"	0.41"	0.83"	650	0.05
S0116-FS07	1/4"	0.31"	0.47"	1.11"	1,000	0.10
S0116-FS08	5/16"	0.38"	0.53"	1.20"	1,300	0.17
S0116-FS10	3/8"	0.44"	0.66"	1.41"	1,500	0.30
S0116-FS12	7/16"	0.50"	0.72"	1.77"	2,000	0.50
S0116-FS13	1/2"	0.63"	0.82"	1.83"	3,000	0.71
S0116-FS16	5/8"	0.75"	1.02"	2.41"	4,000	1.39
S0116-FS20	3/4"	0.88"	1.25"	2.84"	6,000	2.31
S0116-FS22	7/8"	1.00"	1.48"	3.30"	8,000	3.64
S0116-FS25	1"	1.13"	1.70"	3.80"	10,000	5.18
S0116-FS32	1-1/4"	1.38"	2.03"	4.69"	14,000	9.88

**NOTE: I/A/W FED SPEC RR-C-271F, TYPE IVA, CLASS 2, EXCEPT 316
STAINLESS. MARKED TO THE NEAREST FRACTIONAL TON.**



ORDERS ONLY: 800-394-2222
(USA+CANADA)

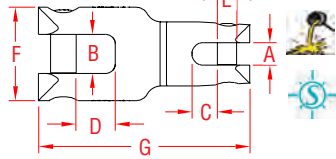
Key:



All logos, icons, images, measurements and descriptions are the sole property of Suncor Stainless, Inc.
© 2016 Suncor Stainless, Inc.

ANCHOR SWIVEL

17-4 PH STAINLESS STEEL

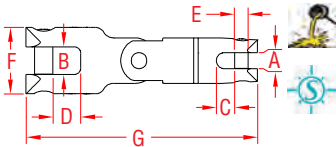


ITEM	SIZE	A	B	C	D	E	F	G	BL	WT
	(for chain)								(lb)	(lb)
S0190-0008	1/4 - 5/16"	0.38"	0.65"	0.50"	0.81"	0.31"	1.90"	3.81"	8,500	0.96
S0190-0013	3/8 - 1/2"	0.59"	0.85"	0.67"	1.25"	0.50"	2.35"	5.50"	15,000	2.18
S0190-0020	1/2 - 3/4"	0.88"	1.52"	1.01"	1.53"	0.75"	3.64"	8.24"	25,000	9.39
NOTE: HEAVY DUTY ANCHOR RODE SWIVEL. SLEEK DESIGN WITH SOLID SCREW PINS. SWIVEL SPINS 360 DEGREES. EQUIPPED WITH SOLID BRONZE THRUST WASHER. THREAD LOCKING LIQUID INCLUDED FOR CROSS PINS.										
REPLACEMENT PINS										
S0190-RP08		5/16"								
S0190-RP13		1/2"								
S0190-RP20		3/4"								



UNIVERSAL ANCHOR SWIVEL

17-4 PH STAINLESS STEEL

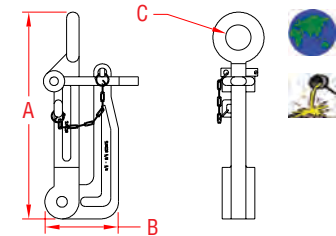


ITEM	SIZE	A	B	C	D	E	F	G	BL	WT
	(chain)								(lb)	(lb)
S0190-X008	1/4" - 5/16"	0.38"	0.65"	0.50"	0.81"	0.31"	1.90"	5.55"	8,500	1.40
S0190-X013	3/8" - 1/2"	0.59"	0.85"	0.67"	1.25"	0.50"	2.35"	8.06"	15,000	3.34
S0190-X020	1/2" - 3/4"	0.88"	1.52"	1.01"	1.53"	0.75"	3.64"	12.68"	25,000	13.82
NOTE: HEAVY DUTY ANCHOR RODE SWIVEL. SLEEK DESIGN WITH SOLID SCREW PINS. SWIVEL SPINS 360 DEGREES. EQUIPPED WITH SOLID BRONZE THRUST WASHER. THREAD LOCKING LIQUID INCLUDED FOR CROSS PINS.										
REPLACEMENT PINS										
S0190-RP08		5/16"								
S0190-RP13		1/2"								
S0190-RP20		3/4"								



USCG CHAIN STOPPER


316 STAINLESS STEEL



ITEM	A	B	C	WT
	(size)			(lb)
S0180-0300	12"	4.25"	1.48"	9.05
NOTE: CAN BE USED ON 5/8" AND 3/4" CHAIN. POLISH IS MIRROR FINISH. SET INCLUDES STAINLESS TOGGLE SAFETY PIN WITH CHAIN. USE ANY SUITABLE 3/4" SIZE TURNBUCKLE (PAGES 16-18) FOR TENSIONING CHAIN.				

CHAIN AND SPLICED ROPE

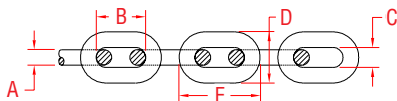


316L STAINLESS STEEL & 3-STRAND TWIST



ITEM	CHAIN	ROPE	WLL	WT		
	(size)	(length)	(size)	(length)		
		(lb)		(lb)		
S0661-1007-0	1/4"	10 FT.	1/2"	150 FT.	1,825	18.50
S0661-1507-2	1/4"	15 FT.	1/2"	200 FT.	1,825	25.60
S0661-1508-1	5/16"	15 FT.	9/16"	150 FT.	2,400	29.00
S0661-2008-2	5/16"	20 FT.	9/16"	200 FT.	2,400	38.50
S0661-1510-1	3/8"	15 FT.	5/8"	150 FT.	3,750	40.00
S0661-2510-3	3/8"	25 FT.	5/8"	250 FT.	3,750	66.00
NOTE: THE STANDARD CHAIN IS 316L S0601(S1) WITH S4 AVAILABLE ON SPECIAL ORDER. BOTH ARE SHOWN ON PAGE 11. ROPE IS TREATED 3-STRAND TWIST AND IS PROFESSIONALLY SPLICED DIRECTLY TO THE CHAIN WITH A TAPERED SPLICE. SUNCOR CAN CUSTOMIZE THIS ANCHOR RODE COMBINATION. PLEASE CALL WITH YOUR SPECIFICATIONS. ALLOW ONE TO TWO WEEKS FOR DELIVERY. CUSTOM ORDERS ARE NOT RETURNABLE.						

SELECTED ANCHOR CHAIN

316L STAINLESS STEEL



ITEM	SIZE	A	B	C	D	E	WLL	BL	WT
							(lb)	(lb)	(lb/ft)
S0601-0007	1/4" (9/32)	0.28"	0.87"	0.36"	0.94"	1.39"	2,000	8,000	0.76
S0601-0008	5/16"	0.32"	0.95"	0.41"	1.04"	1.56"	2,400	9,600	0.94
S0601-0010	3/8"	0.39"	1.10"	0.54"	1.32"	1.86"	3,750	15,000	1.60
S0601-0013	1/2"	0.51"	1.38"	0.74"	1.74"	2.38"	6,500	26,000	2.74
S0604-0007	1/4" (9/32)	0.28"	0.84"	0.40"	0.94"	1.40"	2,000	8,000	0.67
S0604-0008	5/16"	0.32"	1.02"	0.47"	1.12"	1.63"	2,400	9,600	0.92
S0604-0010	3/8"	0.39"	1.22"	0.57"	1.37"	1.99"	3,550	14,200	1.60
S0604-0013*	1/2"	0.51"	1.59"	0.76"	1.80"	2.53"	6,500	26,000	2.10
S0602-0007	1/4"	0.25"	1.00"	0.43"	0.95"	1.49"	1,570	6,280	0.57
S0602-0008	5/16"	0.32"	0.94"	0.46"	1.11"	1.55"	2,400	9,600	0.98
S0602-0010	3/8"	0.39"	1.22"	0.57"	1.37"	1.99"	3,550	14,200	1.60
S0602-0012*	1/2" (7/16)	0.47"	1.50"	0.78"	1.78"	2.40"	5,400	21,600	2.00



TEL 508-732-9191 • FAX 508-732-9798 • ORDERS ONLY 800-394-2222
www.suncorstainless.com

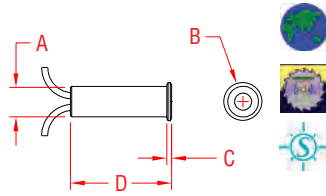

SUNCOR STAINLESS, INC.

ELECTRICAL




MICRO STAR™

HOUSING: 316 STAINLESS



NOTE:
SMALLEST SELF CONTAINED LED ON THE MARKET, ONLY NEEDS 1/4" BORE FOR HOUSING OR 3/8" IF USED WITH GROMMET. MICRO STAR™ SITS FLUSH IN RECESSED AREA. WATERPROOF.

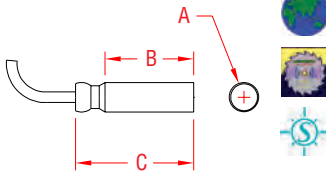


ITEM	A	B	C	D	WIRE	COLOR	WT
	(size)						(lb)
12 VOLT							
S0801-0000	1/4"	0.312"	0.09"	0.825"	24.00"	white	0.02
S0801-000R	1/4"	0.312"	0.09"	0.825"	24.00"	red	0.02
S0801-000B	1/4"	0.312"	0.09"	0.825"	24.00"	blue	0.02
S0801-000G	1/4"	0.312"	0.09"	0.825"	24.00"	green	0.02
S0801-000Y	1/4"	0.312"	0.09"	0.825"	24.00"	yellow	0.02
24 VOLT DC							
S0802-0000	1/4"	0.312"	0.09"	0.825"	24.00"	white	0.02
S0802-000R	1/4"	0.312"	0.09"	0.825"	24.00"	red	0.02
S0802-000Y	1/4"	0.312"	0.09"	0.825"	24.00"	yellow	0.02



TRI STAR

HOUSING: 316 STAINLESS



NOTE:
VERY COMPACT SELF CONTAINED UNIT WITH 3 LEDS. LARGE ENOUGH TO USE IN LANDSCAPE BETWEEN PLANTS, ROCKS OR PAVING. WATERPROOF TO 10 FEET; MOST EFFICIENT IN POWER CONSUMPTION 20 MA @13 VDC (TYPICAL), THE SAME AS ONE SINGLE MICRO STAR™.

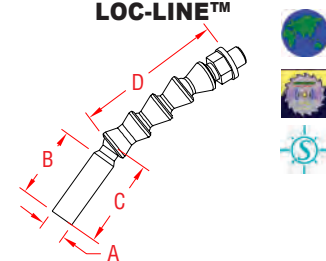


ITEM	A	B	C	COLOR	WT
	(size)				(lb)
12 VOLT					
S0803-0000	1/2"	1.25"	1.75"	white	0.07
S0803-000R	1/2"	1.25"	1.75"	red	0.07



TRI STAR WITH STALK

HOUSING: 316 STAINLESS, LOC-LINE™



NOTE:
TRI STAR IS ATTACHED TO FLEXIBLE STALK. MOST EFFICIENT IN POWER CONSUMPTION 20 MA @13 VDC (TYPICAL), PLUS THE ADDITION OF DIRECTING LIGHT WHERE NEEDED. IDEAL FOR CHART TABLES, AS A WORKLIGHT ON MACHINES AND IN LANDSCAPE OR ARCHITECTURAL APPLICATIONS.



ITEM	A	B	C	D	COLOR	WT
	(size)					(lb)
12 VOLT						
S0803-1040	1/2"	1.25"	1.75"	4.00"	white	0.10
S0803-104R	1/2"	1.25"	1.75"	4.00"	red	0.10
S0803-1080	1/2"	1.25"	1.75"	8.00"	white	0.13
S0803-108R	1/2"	1.25"	1.75"	8.00"	red	0.13
S0803-1120	1/2"	1.25"	1.75"	12.00"	white	0.16
S0803-112R	1/2"	1.25"	1.75"	12.00"	red	0.16



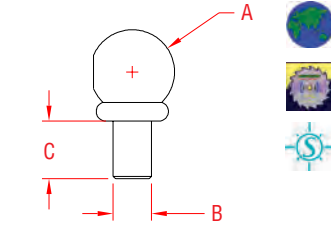
LIMITED LIFETIME WARRANTY

SUNCOR STAINLESS®

TEL 508-732-9191 • FAX 508-732-9798 • ORDERS ONLY 800-394-2222
www.suncorstainless.com and microstarlight.com

TRI STAR BALL

HOUSING: 316 STAINLESS



NOTE:
SELF CONTAINED BALL HOUSING HAS 3 LEDS AND IS THREADED. COMES WITH NUT. IT HAS ALL THE FEATURES OF THE TRI STAR: WATERPROOF TO 10 FEET; MOST EFFICIENT IN POWER CONSUMPTION 20 MA@13 VDC (TYPICAL). IDEAL FOR RAILINGS AND OTHER ARCHITECTURAL AND MARINE APPLICATIONS.

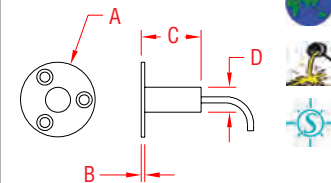



ITEM	A	B	C	COLOR	WT
	(size)				(lb)
12 VOLT					
S0803-2000	1-1/8"	0.50"	0.63"	white	0.23
S0803-200R	1-1/8"	0.50"	0.63"	red	0.23



TRI STAR FACEMOUNT



HOUSING: 316 STAINLESS



NOTE:
A VERY LOW PROFILE VERSION OF THE TRI STAR WITH ALL ITS FEATURES: WATERPROOF TO 10 FEET; MOST EFFICIENT IN POWER CONSUMPTION 20 MA @13 VDC (TYPICAL). THE SELF-CONTAINED HOUSING PROTRUDES ONLY 1/16" AND CAN BE MOUNTED FROM THE FRONT USING COUNTERSUNK SCREWS FOR EASY REMOVAL OR RIVETS FOR ADDED SECURITY.

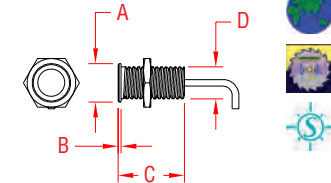


ITEM	A	B	C	D	COLOR	WT
	(size)					(lb)
12 VOLT						
S0803-5000	1-1/2"	0.13"	1.20"	0.50"	white	0.08
S0803-500R	1-1/2"	0.13"	1.20"	0.50"	red	0.08




TRI STAR BACK MOUNT


HOUSING: 316 STAINLESS



NOTE:
A VERY LOW PROFILE AND SMALL FACE VERSION OF THE TRI STAR WITH ALL ITS FEATURES: WATERPROOF TO 10 FEET; MOST EFFICIENT IN POWER CONSUMPTION 20 MA @13 VDC (TYPICAL). IT CAN BE MOUNTED THROUGH MATERIAL UP TO 3/4" THICK AND SECURED FROM THE BACK WITH A NUT. FRONT IS COMPLETELY FLUSH, INCLUDING A RESIN OVER THE LED, GIVING A DIFFUSED LIGHT.



ITEM	A	B	C	D	COLOR	WT
	(size)					(lb)
12 VOLT						
S0803-6000	3/4"	0.06"	1.27"	0.63"	white	0.09
S0803-600R	3/4"	0.06"	1.27"	0.63"	red	0.09



Key:


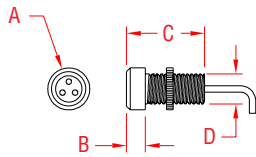
Made in USA	Drop Forged	Precision Machined	Wire Formed	Suncor Exclusive
Import	Precision Cast	Stamped	Load Rated	New Product

ORDERS ONLY: 800-394-2222 (USA+CANADA)


All logos, icons, images, measurements and descriptions are the sole property of Suncor Stainless, Inc. © 2016 Suncor Stainless, Inc.

TRI STAR BULKHEAD MOUNT


HOUSING: 316 STAINLESS



NOTE:
SELF CONTAINED HEAVY DUTY
THREADED HOUSING WITH ALL
THE FEATURES OF THE TRI STAR.
FOR INDUSTRIAL OR MARINE
APPLICATIONS. IT CAN BE
MOUNTED THROUGH MATERIAL
UP TO 3/4" THICK AND SECURED
FROM THE BACK WITH THE NUT.
LED IS NOT COVERED BY A RESIN
ALLOWING DIRECT LIGHT.

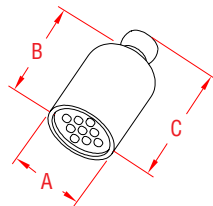


ITEM	A	B	C	D	COLOR	WT
	(size)					(lb)
12 VOLT						
S0803-7000	3/4"	0.31"	1.30"	0.50"	white	0.05
S0803-700R	3/4"	0.31"	1.30"	0.50"	red	0.05



9 STAR CLUSTER


HOUSING: 316 STAINLESS



NOTE:
SUNCOR'S BRIGHTEST STAR:
LIGHT OUTPUT IS 9X THE
MICRO STAR™. SELF CONTAINED
HOUSING WITH 9 LED. CAN
BE ATTACHED TO FLEXIBLE
STALK TO GET ADJUSTABLE
SUPERIOR LIGHT WHERE
NEEDED. IDEAL FOR CHART
TABLES, AS WORKLIGHT, SPOTLIGHT OR IN
LANDSCAPE APPLICATIONS. WATERPROOF TO
10 FEET, POWER CONSUMPTION 60 MA @13
VDC (TYPICAL).

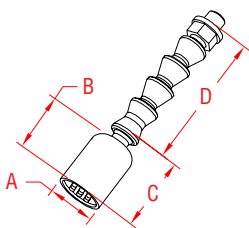


ITEM	A	B	C	COLOR	WT
	(size)				(lb)
12 VOLT					
S0809-0000	1"	1.31"	1.75"	white	0.14
S0809-000R	1"	1.31"	1.75"	red	0.14
S0809-000Y	1"	1.31"	1.75"	yellow	0.14



9 STAR CLUSTER WITH STALK


HOUSING: 316 STAINLESS,
LOC-LINE™



NOTE:
SUNCOR'S BRIGHTEST STAR:
LIGHT OUTPUT IS 9X THE
MICRO STAR™. SELF CONTAINED
HOUSING WITH 9 LED.
FLEXIBLE STALK IS EITHER
4", 8" OR 12" LONG.
WATERPROOF TO 10 FEET,
POWER CONSUMPTION
60 MA @13 VDC (TYPICAL).



ITEM	A	B	C	D	COLOR	WT
	(size)					(lb)
12 VOLT						
S0809-1040	1"	1.31"	1.75"	4.00"	white	0.17
S0809-104R	1"	1.31"	1.75"	4.00"	red	0.17
S0809-104Y	1"	1.31"	1.75"	4.00"	yellow	0.17
S0809-1080	1"	1.31"	1.75"	8.00"	white	0.20
S0809-108R	1"	1.31"	1.75"	8.00"	red	0.20
S0809-108Y	1"	1.31"	1.75"	8.00"	yellow	0.20
S0809-1120	1"	1.31"	1.75"	12.00"	white	0.23
S0809-112R	1"	1.31"	1.75"	12.00"	red	0.23
S0809-112Y	1"	1.31"	1.75"	12.00"	yellow	0.23



**LIMITED LIFETIME
WARRANTY**

SUNCOR STAINLESS®

TEL 508-732-9191 • FAX 508-732-9798 • ORDERS ONLY 800-394-2222
www.suncorstainless.com and microstarlight.com

MICRO STAR™ TRANSFORMER




ITEM	A	B	C	SOURCE	WT
	(width)	(height)	(depth)		(lb)
DC TRANSFORMER					
S0832-0001	2.72"	3.53"	2.21"	100-240Vac - 50/60HZ	0.70

NOTE:
DC TRANSFORMER IS COMPRISED OF HEAVY-DUTY WATER RESISTANT MATERIAL. USE WITH MICRO STAR™ LED LIGHTING.

SCREW-IN COUPLING

316 STAINLESS STEEL




ITEM	A	B	C	WT
	(size)			(lb)
S0851-0013	1/2"	0.94"	1.81"	0.05
S0851-0020	3/4"	1.10"	2.08"	0.07
S0851-0025	1"	1.35"	2.45"	0.12

NOTE:
FOR USE WITH FLEXIBLE CONDUIT.

STRAIGHT CONNECTOR

316 STAINLESS STEEL

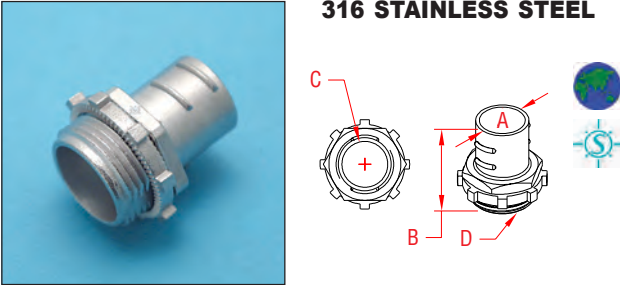


ITEM	A	B	C	D	WT
	(size)				(lb)
S0852-0010	3/8"	0.99"	0.60"	0.75"	0.08
S0852-0013	1/2"	1.48"	0.95"	0.75"	0.11
S0852-0020	3/4"	1.59"	1.08"	1.00"	0.18
S0852-0025	1"	1.99"	1.35"	1.25"	0.28
S0852-0032	1-1/4"	2.05"	1.62"	1.50"	0.39

NOTE:
FOR USE WITH FLEXIBLE CONDUIT.

SCREW-IN CONNECTOR

316 STAINLESS STEEL

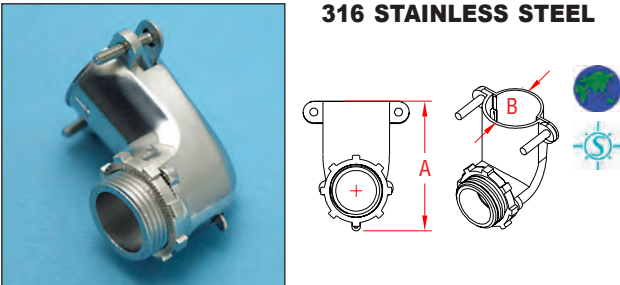


ITEM	A	B	C	D	WT
	(size)				(lb)
S0853-0010	3/8"	1.31"	0.28"	0.75"	0.07
S0853-0013	1/2"	1.36"	0.48"	0.75"	0.08
S0853-0020	3/4"	1.49"	0.69"	1.00"	0.12
S0853-0025	1"	1.82"	0.86"	1.25"	0.20
S0853-0032	1-1/4"	1.99"	1.07"	1.50"	0.29

NOTE:
FOR USE WITH FLEXIBLE CONDUIT.

ELBOW CONNECTOR

316 STAINLESS STEEL



ITEM	SIZE	A	B	WT
				(lb)
S0854-0010	3/8"	1.89"	0.44"	0.13
S0854-0013	1/2"	2.17"	0.67"	0.16
S0854-0020	3/4"	2.41"	0.84"	0.24
S0854-0025	1"	2.96"	1.16"	0.46
S0854-0032	1-1/4"	3.79"	1.58"	1.01

NOTE:
FOR USE WITH FLEXIBLE CONDUIT.



ORDERS ONLY: 800-394-2222 (USA+CANADA)

Key:



All logos, icons, images, measurements and descriptions are the sole property of Suncor Stainless, Inc. © 2016 Suncor Stainless, Inc.


SUNCOR STAINLESS, INC.

TRAILER

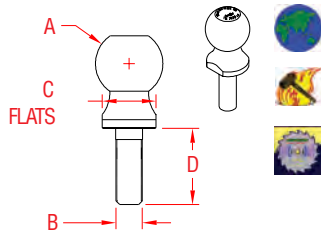


www.suncorstainless.com

HITCH BALL




304 STAINLESS STEEL



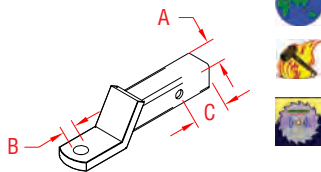
ITEM	A	B	C	D	CAPACITY	WT
	(ball size)	(shank)			(lb)	(lb)
C0260-4720	1-7/8"	0.75"	1.50"	2.12"	2,000	1.83
C0260-4725	1-7/8"	1.00"	1.50"	2.12"	2,000	2.25
C0260-5020	2"	0.75"	1.75"	2.12"	3,500	2.10
C0260-5025	2"	1.00"	1.75"	2.12"	5,000	2.56
C0260-6025	2-5/16"	1.00"	2.00"	2.12"	6,000	3.00

NOTE:
MIRROR POLISHED. SOLID 304. TWO FLATS AT THE BASE ALLOW EASY HOLDING DURING INSTALLATION. TORQUE TO 160 FT LB MIN. TOWING CAPACITY AND SIZE ARE PERMANENTLY MARKED ON TOP. SOLD WITH LOCK WASHER AND NUT IN CLAMSHELL PACK.

TRAILER TONGUE



304 STAINLESS STEEL



ITEM	A	B	C	WT
	(size)			(lb)
C0266-0000	2"	1.00"	2.75"	7.82
C0266-0001				0.16

SPACER w/ WASHER FOR 3/4" SHANK

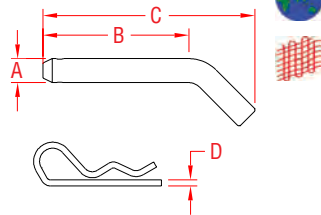
NOTE:
PRECISION CRAFTED AND MIRROR POLISHED, THIS HEAVY DUTY TRAILER TONGUE IS DESIGNED TO FIT INTO A 2" RECEIVER AND IS DRILLED TO ACCEPT A 1" SHANK HITCH BALL. SPACER & WASHER AVAILABLE TO ACCOMMODATE SUNCOR'S 3/4" SHANK HITCH BALLS. PACKAGED WITH BARCODE AND LABEL.



TRAILER PIN



304 STAINLESS STEEL



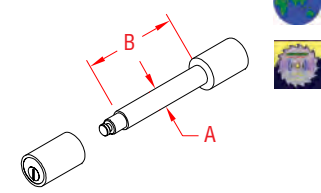
ITEM	A	B	C	D	WT
	(size)				(lb)
C0267-0000	5/8"	4.00"	5.05"	5/32"	0.55

NOTE:
PIN DESIGNED FOR SQUARE RECEIVER HITCH, INCLUDES RETAINING PIN. HEAVY-DUTY CONSTRUCTION. NON-CORROSIVE STAINLESS STEEL, ASSURES YEARS OF SERVICE AND DURABILITY. PACKAGED AND BARCODED.

LOCKING TRAILER PIN



304 STAINLESS STEEL



ITEM	A	B	WT
	(size)		(lb)
C0267-1000	1/2" or 5/8"	2.72"	1.05

NOTE:
MADE FROM HIGH QUALITY STAINLESS STEEL, SUNCOR'S TRAILER PIN LOCK OFFERS YEARS OF SERVICE AND RELIABILITY. HEAVY-DUTY CONSTRUCTION FEATURES A "NO FAIL" LOCKING LUG THAT IS BUILT TO LAST. EASY OPERATION. TURN THE KEY TO LOCK AND UNLOCK, WHICH MEANS IT CANNOT BE MISTAKINGLY LOCKED. CORROSION RESISTANT. FEATURES A REMOVABLE SLEEVE TO ADAPT TO EITHER 1/2" OR 5/8" THROUGH HOLE DIAMETERS. INCLUDES TWO KEYS. PACKAGED AND BARCODED.

TRAILER KIT



304 STAINLESS STEEL

Kit Includes:
 Trailer Tongue
 Hitch Ball
 Trailer Pin w/ Ret. Pin

ITEM	A	B	C	CAPACITY	WT
	(hitch ball)	(tongue)	(pin)	(lb)	(lb)
C0268-2000	1-7/8"	2"	5/8"	2,000	10.50
C0268-3500	2"	2"	5/8"	3,500	10.81
C0268-6000	2-5/16"	2"	5/8"	6,000	11.25

NOTE:
COMPLETE STAINLESS STEEL TRAILER KIT. EVERYTHING NEEDED FOR DEPENDABLE TOWING. REFER TO OTHER PAGES IN CHAPTER FOR MORE INFORMATION ON THESE COMPONENTS AND OTHER TRAILER PRODUCTS.
THIS TRAILER KIT FEATURES SUNCOR'S QUALITY 1" SHANK HITCH BALLS, 2" SQUARE TRAILER TONGUE, AND 5/8" TRAILER PIN WITH RETAINING PIN SHOWN ABOVE. PACKAGED AND BARCODED.



ORDERS ONLY: 800-394-2222
 (USA+CANADA)

Key:



All logos, icons, images, measurements and descriptions are the sole property of Suncor Stainless, Inc.
 © 2016 Suncor Stainless, Inc.

TRAILER COUPLER 304 STAINLESS STEEL



ITEM	BALL (size)	CHANNEL WIDTH (width)	TOWING CAPACITY (lb)	WT (lb)
C0265-4765	1-7/8"	2.50"	2,000	2.42
C0265-5050	2"	2.00"	3,500	3.85
C0265-5065	2"	2.50"	3,500	4.18
C0265-5075	2"	3.00"	3,500	4.38

PRECISION FORMED, MIRROR POLISHED, SOLID 304. QUALITY LATCHING MECHANISM FEATURES A HEAVY DUTY SAFETY LATCH TO HELP PREVENT ACCIDENTAL UNCOUPLING AND A PADLOCK HOLE WITH PROVIDED "QUICK PIN" FOR TRAILER SECURITY. USES 1/2" X 3" BOLTS. TOWING CAPACITY AND SIZE ARE PERMANENTLY MARKED ON TOP. SOLD IN PROTECTIVE CLAMSHELL PACK.

CAUTION: CHECK NUT ON COUPLER BOTTOM AND TIGHTEN BEFORE USE.

TRAILER WINCH 304 / 410 STAINLESS STEEL

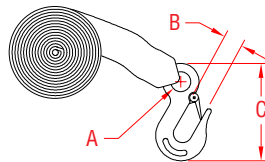


ITEM	LENGTH (size)	WIDTH	HEIGHT	WLL (lb)	WT (lb)
C0270-0001	7.25"	4.25"	6.00"	1,200	5.60
C0270-2001	WINCH WITH STRAP AND HOOK				6.89

NOTE: RATCHET LEVER CAN BE SET TO FORWARD, NEUTRAL OR REVERSE. MEASURED WITHOUT HANDLE INSTALLED.

NOTE: WINCH AS ABOVE WITH WEBBING AND HOOK INCLUDED. ASSEMBLY IS WINCH, AN INSTALLED 20' WEB STRAP AND A FORGED EYE HOOK. REPLACEMENT STRAPS SOLD SEPARATELY: S0270-2050.

WEBBING AND HOOK 316 STAINLESS STEEL



ITEM	WEBBING (length)	A	B	C	WLL (lb)	WT (lb)
C0270-2050	20 FT.	0.64"	0.70"	4.00"	1,600	1.25

NOTE: HOOK IS FORGED STAINLESS 316 WITH SAFETY LATCH, ITEM S0454-0008 SHOWN ON PAGE 56.

WEBBING IS HIGH QUALITY, BLACK NYLON.

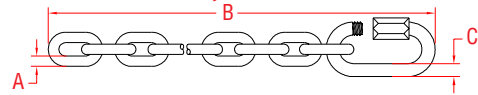
CAN BE USED SEPARATELY OR WITH WINCH S0270-0001. SIZE, WLL, LOGO, AND SS316 ARE PERMANENTLY FORGED INTO BODY OF HOOK.

TRAILER CHAIN PACK 316L STAINLESS STEEL



ITEM	A (size)	B (length)	C (end link)	WLL (lb)	WT (lb)
C0275-0001	1/4"	24"	5/16"	1,600	1.35
C0275-0002	5/16"	24"	3/8"	2,400	2.20
PAIRS					
C0275-0001-2	1/4"	24"	5/16"	1,600	2.70
C0275-0002-2	5/16"	24"	3/8"	2,400	4.40

NOTE: FOR ADDITIONAL SAFETY, THIS KIT CONTAINS ONE HIGH QUALITY QUICK LINK, PERMANENTLY MARKED WITH WLL, LOGO, SS316. CHAIN IS U.S. PRODUCED STAINLESS STEEL CHAIN, SHOWN ON PAGE 11 AS #S0602.



RATCHET ASSEMBLY - "S" HOOKS 304 STAINLESS STEEL & WEBBING



ITEM	WEBBING (width)	LENGTH (overall)	LENGTH (fixed end)	WLL (lb)	HOOKS (part #)	WT (lb)
S0201-SS05	1"	5'	12"	200	S0212-0025	0.85
S0201-SS10	1"	10'	12"	200	S0212-0025	0.99
S0201-SS20	1"	20'	12"	200	S0212-0025	1.29
S0203-SS05	1-1/2"	5'	14"	300	S0212-0038	2.38
S0203-SS10	1-1/2"	10'	14"	300	S0212-0038	2.58
S0203-SS20	1-1/2"	20'	14"	300	S0212-0038	2.98
S0204-SS05	2"	5'	17"	400	S0212-0050	3.72
S0204-SS10	2"	10'	17"	400	S0212-0050	4.01
S0204-SS20	2"	20'	17"	400	S0212-0050	4.61

NOTE: FOR MORE DETAILS ON THIS RATCHET ASSEMBLY AND OTHERS, PLEASE REFER TO PAGES 99-109 IN THE WEBBING SECTION OF THIS CATALOG.

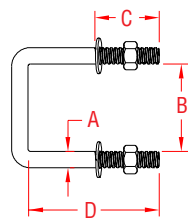
LIMITED LIFETIME WARRANTY

SUNCOR STAINLESS®

TEL 508-732-9191 • FAX 508-732-9798 • ORDERS ONLY 800-394-2222
www.suncorstainless.com

TRAILER U-BOLT

304 STAINLESS STEEL

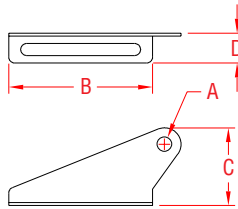


ITEM	A	THREAD	B	C	D	WLL	WT
	(size)					(lb)	(lb)
S0276-102X4	1/2"	1/2" - 13	2.13"	1.50"	4.00"	2,020	0.68
S0276-103X3	1/2"	1/2" - 13	3.13"	1.50"	3.00"	2,020	0.65
S0276-103X4	1/2"	1/2" - 13	3.13"	1.50"	4.00"	2,020	0.70
S0276-103X5	1/2"	1/2" - 13	3.13"	1.50"	5.00"	2,020	0.75
S0276-103X6	1/2"	1/2" - 13	3.13"	1.50"	6.00"	2,020	0.80
S0276-104X3	1/2"	1/2" - 13	4.13"	1.50"	3.00"	2,020	0.70

NOTE:
STAINLESS TRAILER U-BOLTS ARE INTENDED TO REPLACE OR UPGRADE ORIGINAL TRAILER PARTS. EACH SET INCLUDES 2 NUTS AND 2 WASHERS.

SPLIT ROLLER BRACKET

304 STAINLESS STEEL

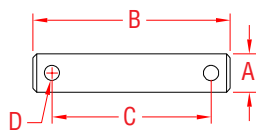


ITEM	A	B	C	D	WT
	(size)				(lb)
S0279-0001	5/8"	6.00"	3.25"	1.25"	0.50

NOTE:
SPLIT ROLLER BRACKETS ALLOW FOR ADJUSTMENT TO ANY WIDTH. ROLLER PIN HOLE IS 5/8". SOLD AS MATCHED SET, LEFT AND RIGHT. POLISHED STAINLESS 304. FASTENERS NOT INCLUDED.
OTHER BRACKETS IN STAINLESS ON SPECIAL BULK ORDER. PLEASE CALL FOR AVAILABILITY.

ROLLER SHAFTS & PALL NUTS

304 STAINLESS STEEL



ITEM	A	B	C	D	WT
	(diameter)	(length)		(cotter hole)	(lb)
S0278-07075	1/4"	3.00"	2.62"	1/8" (2)	0.05
S0278-07125	1/4"	5.00"	4.62"	1/8" (2)	0.08
S0278-07175	1/4"	7.00"	6.62"	1/8" (2)	0.11
S0278-08075	5/16"	3.00"	2.62"	1/8" (2)	0.07
S0278-08125	5/16"	5.00"	4.62"	1/8" (2)	0.12
S0278-08175	5/16"	7.00"	6.62"	1/8" (2)	0.16
S0278-10075	3/8"	3.00"	2.62"	1/8" (2)	0.10
S0278-10125	3/8"	5.00"	4.62"	1/8" (2)	0.17
S0278-10175	3/8"	7.00"	6.62"	1/8" (2)	0.23
S0278-13075	1/2"	3.00"	2.50"	1/8" (2)	0.18
S0278-13125	1/2"	5.00"	4.50"	1/8" (2)	0.29
S0278-13135	1/2"	5.38"	4.50"	1/8" (2)	0.30
S0278-13160	1/2"	6.38"	5.50"	1/8" (2)	0.36
S0278-13175	1/2"	7.00"	6.50"	1/8" (2)	0.40
S0278-16075	5/8"	3.00"	2.38"	3/16" (2)	0.27
S0278-16125	5/8"	5.00"	4.38"	3/16" (2)	0.45
S0278-16135	5/8"	5.38"	4.50"	1/8" (2)	0.48
S0278-16160	5/8"	6.38"	5.50"	1/8" (2)	0.57
S0278-16175	5/8"	7.00"	6.38"	3/16" (2)	0.62
S0278-16240	5/8"	9.38"	8.50"	1/8" (2)	0.82
S0278-16290	5/8"	11.38"	10.50"	1/8" (2)	1.01
S0278-16340	5/8"	13.38"	12.50"	1/8" (2)	1.16
S0278-20075	3/4"	3.00"	2.25"	3/16" (2)	0.39
S0278-20125	3/4"	5.00"	4.25"	3/16" (2)	0.64
S0278-20175	3/4"	7.00"	6.25"	3/16" (2)	0.89
S0278-25075	1"	3.00"	2.00"	1/4" (2)	0.67
S0278-25125	1"	5.00"	4.00"	1/4" (2)	1.12
S0278-25175	1"	7.00"	6.00"	1/4" (2)	1.57


NOTE:
DRILLED AT BOTH ENDS TO ACCEPT PROVIDED 1/8" COTTER PINS OR USE WITH PALL NUTS. SHAFTS SOLD EACH; NUTS SOLD IN PAIRS.

ITEM	A	QTY	WT
	(diameter)		(lb)
PALL NUTS			
S0278-0013-2	1/2"	PALL NUTS (2)	0.02
S0278-0016-2	5/8"	PALL NUTS (2)	0.03

For Other Tie-Down and Webbing Products, see our section starting on page 99.



For Eye Nuts and Eye Bolts, see pages 86-90 and 92-93.

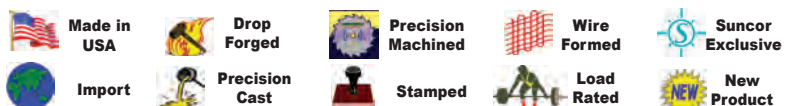


For LED Lights and Replacement Bulbs, see our LED section starting on page 142.



ORDERS ONLY: 800-394-2222 (USA+CANADA)

Key:



All logos, icons, images, measurements and descriptions are the sole property of Suncor Stainless, Inc. © 2016 Suncor Stainless, Inc.

ATLANTIS[®]

RAIL SYSTEMS



RailEasy™ Cable Railing




RailEasy™ Mariner



RailEasy™ Nautilus



SunRail™ Latitude



SunRail™ Nautilus



Spectrum System



SunRail™ Glass

Atlantis Rail is a division of Suncor Stainless, Inc. and offers a complete line of stainless steel railing systems with infill options of cable railing, balusters and glass panels. These prefabricated, modular systems make for quick and easy installations and feature unobstructed views that fit any indoor or outdoor, commercial or residential design. Call or click today!

Stainless Steel Railing Systems

Telephone: 508-732-9191

Toll Free: 800-541-6829

Email: info@atlantisrail.com

Website: www.atlantisrail.com

RETAIL PACKAGING

RETAIL PACKAGING



Our pre-packaged merchandise enables you to stock with confidence, knowing each product is supplied with care and consistency. Clean looking stainless, durable packaging, and attractive graphics make for a better shopping experience. High quality product complimented with high quality packaging at a nominal charge. Suncor's in-house packaging facilities equals fast turnaround on orders. Call us to inquire about Suncor packaging programs.

High Quality Product. High Quality Packaging.

Our packaging has eye-catching graphics and color. Depending on your needs, you can choose between shrink-wrapped cards, tie-on cards, polybags, blister boxes or labels.

The attractive tie-on cards make it easy for your customers to handle the items without damaging the packaging.

Custom poly-bagging, with printing on both sides of the bag, is available on our latest generation, automatic bagging machine.

Bar codes are standard on all pre-packaged Suncor items.

Suncor offers trade-outs to contract clients on pre-packaged items that are damaged or slow movers.

SUNCOR RETAIL PACKAGING IS A SMART CHOICE

High impact packaging is a top seller leaving customers satisfied.

Standard Sizes

Bar Coding

Full Product Description

Durable Packaging

Colorful Graphics

Packaging Programs Offered

Suncor Sales Support

Fast Turn-Around



Packaging/Assembly Dept.



Automated Packaging



Packaged Items in Stock



SUNCOR STAINLESS®

TEL 508-732-9191 • FAX 508-732-9798 • ORDERS ONLY 800-394-2222
www.suncorstainless.com



MARINE ♦ INDUSTRIAL ♦ ARCHITECTURAL
STAINLESS STEEL PRODUCTS

QUALITY ASSURANCE

Hundreds of stainless hardware to choose from!
Please contact us to order or if you have any questions:

Tel: **800-394-2222**

Email: **sales@suncorstainless.com**

Website: **www.suncorstainless.com**

Suncor Stainless produces the highest performance quality stainless components in the industry, all backed by the industry's only Limited Lifetime Warranty. Quality assurance is a core business practice at Suncor. Our dedicated quality team utilizes state-of-the-art testing equipment to ensure customer satisfaction on every part sold. As an ISO certified company, Suncor Stainless leads the industry in quality products and services.

SUNCOR QUALITY



ISO certification signifies that Suncor abides by the strictest standards of quality control and documentation. Our ISO program requires the constant testing of our products during and after the manufacturing stage, as well as, the constant improvement of our people processes and controls for product innovation and employee training. Under our ISO program, we guarantee our products and your customer satisfaction. Suncor Stainless, Inc. has truly set the bar for performance quality stainless steel.

PRODUCT TESTING & QUALITY ASSURANCE

Suncor consistently tests all product that we sell in three areas: elemental metals content, stress and tensile strength, and physical salt spray for corrosion resistance proofing. Additionally, all products are physically inspected (PI) for design dimension and physical appearance.

Metal Content Testing

Suncor Stainless utilizes X-Ray Florescence (XRF) chemical analysis to determine the accurate metal content of our products before, during and after the manufacturing process. XRF is an elemental analysis technique that is highly accurate in determining major elements and providing a broad elemental survey in metals. Few companies own and utilize these devices due to the high cost of the equipment. We believe it is an investment worth its weight in gold.



XRF Scan Gun with stand and accessories



Scan results list the material composition



Strength Testing

Suncor uses a variety of instruments to test the strength of our parts against the stated specifications. Simply stated, we perform extensive stress tests (ST) on all products with stated load performances.



Tensile and stress testing capabilities up to 60 feet



Analyzing the results from pull testing



TEL 508-732-9191 • FAX 508-732-9798 • ORDERS ONLY 800-394-2222
www.suncorstainless.com

Corrosion Resistance Testing

Suncor performs extensive materials proofing for corrosion resistance, utilizing a sophisticated salt spray (SS) testing process. This places the product under the strain of 5 years of constant ocean water exposure. These machines are rare due to the cost and overhead of operation, but the investment ensures the elimination of undetectable issues before they happen.



Salt Spray Tester



Failed Components



Good and Bad Material Tested in Salt Spray

TESTING CHART

Raw Material	Manufactured	Received
XRF	XRF	XRF
	PI	PI
	ST	ST
		SS

Only after these tests do we enter the product into our inventory for distribution. Any product sampling that fails a given testing procedure requires extensive retesting of new samples until they are rejected or the issues are resolved. These tests allow Suncor Stainless, Inc. to set the bar for performance quality in the stainless steel manufacturing industry.



Haas Gantry Router Machine

STATE-OF-THE-ART MANUFACTURING & CUSTOM PARTS PRODUCTION

Suncor has moved aggressively into domestic manufacturing by investing millions of dollars in the past few years. This has given us the ability to respond quickly to customer demand for stock and custom products. We can now produce an almost infinitesimal line of custom parts and prototypes.



EuroTech CNC Lathe


CNC Capabilities & Precision Welding

- CNC Lathe/Turning Machining
- CNC Swiss Screw Machining
- CNC Multi-Axis Lathe Machining
- CNC Milling Machining
- CNC Tube Drilling and Milling Machining
- TIG & MIG Welding



Custom Components

Suncor Stainless, Inc. can handle almost any stainless steel parts requirement in long run or short run. We can work with you to design, specify and manufacture complete parts or individual components. Call or click today to learn more about Suncor Stainless and our vast products and services!



Haas CNC Vertical Milling Machine



Citizen Swiss Style Screw Machine



	Chromium	Nickel	Max. Carbon	Max. Mangan.	Max. Phosph.	Max. Sulfur	Molybd.	Max. Silicon	Copper	Other Elements	Tensile	Yield	Approx. Hardness	Special Characteristics
18-8 Also referred to as 300 series or A-2	17-20% Usually 17-19%	8-13% Usually 10.5%	.08% Usually .03-.05%	2%	2% Usually .045%	.03-15% Usually 3%		1%	0-4% Usually 2%-3%		80,000-150,000 usual range. After cold work: 100,000-125,000 typical for 1/4-5/8" dia.; 100,000 typical for 3/4-1" dia.; 80,000-90,000 typical over 1" dia.	40,000 min. After cold work: 80,000-90,000 typical for 1/4-5/8" dia.; 45,000-70,000 typical for 3/4" & over dia.	B85-95	Most common designation for non-magnetic stainless fittings; encompasses 30-40 various mixtures of 301, 302, 303, 305 and XM7
302	17-19%	8-10%	.15%	2%	.045%	.03%		1%			90,000-125,000 Typical: 100,000	40,000 min. Typical: 50,000-70,000	B85-95	Higher carbon content than 302HQ or 304; ductile; often used in wire-type products such as springs, screens, cables; common material for flat washers
303	17-19%	8-10%	.15%	2%	.02%	.15% Min.	.6 Max.	1%			90,000-125,000	40,000 min	B85-95	Good for machineability in products such as large nuts; not for cold forming; higher carbon and sulfur may lower corrosion resistance.
304	18-20%	8-10.5%	.08%	2%	.045%	.03%		1%			85,000-150,000 usual range. After cold work: 125,000 typical for 1/4-5/8" dia.; 100,000 typical for 3/4-1" dia.; 90,000 typical above 1" dia.	40,000 min After cold work: 90,000 typical for 1/4-5/8" dia.; 50,000-70,000 typical for 3/4" & over dia.	B85-95	Most popular stainless for hex head cap screws; also frequently used for flat washers.
304L	18-20%	8-12%	.03%	2%	.045%	.03%		1%			Slightly lower than 304 due to lower carbon content			Low carbon increases corrosion resistance and welding capacity
305	17-19%	10.5-13%	.12%	2%	.045%	.03%		1%			80,000-140,000 usual range. After cold work: 100,000-120,000 typical for 1/4-5/8" dia.; 100,000 typical for 3/4-1" dia.; 80,000 typical over 1" dia.	40,000 min After cold work: 80,000- 90,000 typical for 1/4-5/8" dia.; 45,000-65,000 typical for 3/4" & over dia.	B85-95	High nickel content lowers work hardening during severe cold forming and keeps parts non-magnetic
316 Same as A-4	16-18.5%	10.5-14%	.08%	2%	.045%	.03%	2-3%	1%			85,000-145,000 usual range. After cold work: 120,000 typical for 1/4-5/8" dia.; 80,000 typical above 1" dia.	40,000 min After cold work: 80,000-90,000 typical for 1/4-5/8" dia.; 50,000-70,000 typical for 3/4" & over dia.	B85-95	Addition to molybdenum increases corrosion resistance to chloride and sulfides.
316L	16-18%	11-14%	.03%	2%	.045%	.03%	2-3%	1%			Slightly lower than 316 due to lower carbon content			Extra-low carbon modification of Type 316. Welded construction where intergranular carbide precipitation must be avoided. Type 316 applications requiring extensive welding such as chain.
347	17-19%	9-13%	.08%	2%	.045%	.03%		1%		Columbium & tantalum-10 times carbon	100,000-120,000	60,000-80,000	B85-95	Columbium and Tantalum improve intergranular corrosion resistance, by avoiding carbide precipitation; good for intermittent heating applications and corrosion resistance to 1600 deg. F.
17-4PH	15-17.5%	3-5%	.07%	1%	.04%	.03%		1%	3-5%	Carbon Boron Tantalum	150,000	110,000	C34	High strength and hardness
Nitronic 50 23.5%	20.5-13.5%	11.5%	.06%	4-6%	.04%	.03%	1.5-3%	1%		Carbon Boron Nitrogen Vanadium in minute quantities	100,000	55,000	B293	High strength and corrosion resistance. Non-magnetic.

Benefits of Stainless Steel

CORROSION RESISTANCE

Lower alloyed grades resist corrosion in atmospheric and pure water environments, while high-alloyed grades can resist corrosion in most acids, alkaline solutions, and chlorine bearing environments, properties which are utilized in process plants.

FIRE AND HEAT RESISTANCE

Chromium and nickel-alloyed grades resist scaling and retain strength at high temperatures.

HYGIENE

The easy cleaning ability of stainless makes it the first choice for strict hygiene conditions, such as hospitals, kitchens, abattoirs and other food processing plants.

STRENGTH-TO-WEIGHT ADVANTAGE

The work-hardening property of austenitic grades, that results in a significant strengthening of the material from cold-working alone, and the high strength duplex grades, allow reduced material thickness over conventional grades, therefore cost savings.

EASE OF FABRICATION

Modern steel-making techniques mean that stainless can be cut, welded, formed, machined and fabricated as readily as traditional steels.

IMPACT RESISTANCE

The austenitic microstructure of the 300 series provides high toughness, from elevated temperatures to far below freezing, making these steels particularly suited to cryogenic applications.

LONG TERM VALUE

When the total life cycle costs are considered, stainless is often the least expensive material option. Stainless steel products complete their service life. There is less concern about disposal since this material is 100% recyclable. In fact, over 50% of new stainless steel comes from old remelted stainless steel scrap, thereby completing the full life cycle.



SUNCOR PRODUCT / FASTENER MATCHING CHART

Suncor Stainless offers stainless steel fasteners and accessories on page 96-97. Use this chart as a reference guide to finding compatible fasteners for most Suncor product that require fasteners. This chart is sorted by Suncor part number.

Suncor Part #	Suncor Description	Fastener Type	Fastener Head	Qty. of Fasteners Required	Suncor Stock Fastener Size	Suncor Fastener Part #	Qty. per SMALL PACK	Approx. Qty. per BULK 1 LB. PACK
C3808-0001	Rope Deck Pipe	Wood	Flat	4	#8 x 1-1/2"	S0914-0538	10	160
		Machine	Flat	4	#8-32 x 1-1/2"	S0910-0538	10	135
C3808-0002	Rope Deck Pipe Hinged	Wood	Flat	4	#8 x 1-1/2"	S0914-0538	10	160
		Machine	Flat	4	#8-32 x 1-1/2"	S0910-0538	10	135
P0770-WT07	Turnbuckle Wall Toggle RH 1/4"	Wood	Pan	2	#14 (1/4") x 2"	S0914-0750	4	53
		Machine	Pan	2	#14 (1/4"-20) x 2"	S0910-0750	4	44
P0770-WT09	Turnbuckle Wall Toggle RH 5/16"	Wood	Pan	2	#20 (5/16") x 1-1/2"	S0913-0838	3	32
		Machine	Pan	2	#20 (5/16"-18) x 2"	S0911-0850	3	22
P0776-WT07	Turnbuckle Wall Toggle LH 1/4"	Wood	Pan	2	#14 (1/4") x 2"	S0914-0750	4	53
		Machine	Pan	2	#14 (1/4"-20) x 2"	S0910-0750	4	44
P0776-WT09	Turnbuckle Wall Toggle LH 5/16"	Wood	Pan	2	#20 (5/16") x 1-1/2"	S0913-0838	3	32
		Machine	Pan	2	#20 (5/16"-18) x 2"	S0911-0850	3	22
S0179-R008	Reefing Hook 5/16"	Wood	Pan	1	#14 (1/4") x 1-1/2"	S0913-0738	4	59
		Machine	Pan	1	#14 (1/4"-20) x 2"	S0911-0750	4	38
S0179-R010	Reefing Hook 3/8"	Wood	Pan	1	#14 (1/4") x 1-1/2"	S0913-0738	4	59
		Machine	Pan	1	#14 (1/4"-20) x 2"	S0911-0750	4	38
S0179-T008	Tack Hook 5/16"	Wood	Pan	1	#14 (1/4") x 1-1/2"	S0913-0738	4	59
		Machine	Pan	1	#14 (1/4"-20) x 2"	S0911-0750	4	38
S0179-T010	Tack Hook 3/8"	Wood	Pan	1	#14 (1/4") x 1-1/2"	S0913-0738	4	59
		Machine	Pan	1	#14 (1/4"-20) x 2"	S0911-0750	4	38
S0224-0025	Footman's Loop 1"	Wood	Flat	2	#8 x 1-1/2"	S0914-0538	10	160
		Machine	Flat	2	#8-32 x 1-1/2"	S0910-0538	10	135
S0224-0050	Footman's Loop 2"	Wood	Flat	2	#8 x 1-1/2"	S0914-0538	10	160
		Machine	Flat	2	#8-32 x 1-1/2"	S0910-0538	10	135
S0230-0000	Wall or Ceiling Clip	Wood	Flat	4	#10 x 1-1/2"	S0914-0638	8	120
		Machine	Flat	4	#10-24 x 1-1/2"	S0910-0638	8	103
S0237-0000-C	Tidy Strap	Wood	Flat	4	#10 x 1-1/2"	S0914-0638	8	120
		Machine	Flat	4	#10-24 x 1-1/2"	S0910-0638	8	103
S0320-W107	Wall Toggle Eye Short 1/4"	Wood	Pan	2	#14 (1/4") x 2"	S0914-0750	4	53
		Machine	Pan	2	#14 (1/4"-20) x 2"	S0910-0750	4	44
S0320-W108	Wall Toggle Eye Short 5/16"	Wood	Pan	2	#20 (5/16") x 1-1/2"	S0913-0838	3	32
		Machine	Pan	2	#20 (5/16"-18) x 2"	S0911-0850	3	22
S0320-W207	Wall Toggle Eye Long 1/4"	Wood	Pan	2	#14 (1/4") x 2"	S0914-0750	4	53
		Machine	Pan	2	#14 (1/4"-20) x 2"	S0910-0750	4	44
S0320-W208	Wall Toggle Eye Long 5/16"	Wood	Pan	2	#20 (5/16") x 1-1/2"	S0913-0838	3	32
		Machine	Pan	2	#20 (5/16"-18) x 2"	S0911-0850	3	22
S0320-W307	Wall Toggle Eye Custom 1/4"	Wood	Pan	2	#14 (1/4") x 2"	S0914-0750	4	53
		Machine	Pan	2	#14 (1/4"-20) x 2"	S0910-0750	4	44
S0320-W308	Wall Toggle Eye Custom 5/16"	Wood	Pan	2	#20 (5/16") x 1-1/2"	S0913-0838	3	32
		Machine	Pan	2	#20 (5/16"-18) x 2"	S0911-0850	3	22
S0420-0075-R	Surface Mount Block - Rope 3"	Wood	Pan	4	#14 (1/4") x 1-1/2"	S0913-0738	4	59
		Machine	Pan	4	#14 (1/4"-20) x 2"	S0911-0750	4	38
S0420-0075-W	Surface Mount Block - Wire Rope 3"	Wood	Pan	4	#14 (1/4") x 1-1/2"	S0913-0738	4	59
		Machine	Pan	4	#14 (1/4"-20) x 2"	S0911-0750	4	38
S0420-0100-R	Surface Mount Block - Rope 4"	Wood	Pan	4	#20 (5/16") x 1-1/2"	S0913-0838	3	32
		Machine	Pan	4	#20 (5/16"-18) x 2"	S0911-0850	3	22
S0420-0100-W	Surface Mount Block - Wire Rope 4"	Wood	Pan	4	#20 (5/16") x 1-1/2"	S0913-0838	3	32
		Machine	Pan	4	#20 (5/16"-18) x 2"	S0911-0850	3	22
S0421-0075-R	Surface Mount Block - Rope 3"	Wood	Pan	1	#14 (1/4") x 1-1/2"	S0913-0738	4	59
		Machine	Pan	1	#14 (1/4"-20) x 2"	S0911-0750	4	38
S0421-0075-W	Surface Mount Block - Wire Rope 3"	Wood	Pan	1	#14 (1/4") x 1-1/2"	S0913-0738	4	59
		Machine	Pan	1	#14 (1/4"-20) x 2"	S0911-0750	4	38
S0422-0075-R	Surface Mount Block - Rope 3"	Wood	Pan	4	#14 (1/4") x 1-1/2"	S0913-0738	4	59
		Machine	Pan	4	#14 (1/4"-20) x 2"	S0911-0750	4	38
S0422-0075-W	Surface Mount Block - Wire Rope 3"	Wood	Pan	4	#14 (1/4") x 1-1/2"	S0913-0738	4	59
		Machine	Pan	4	#14 (1/4"-20) x 2"	S0911-0750	4	38
S0422-0100-R	Surface Mount Block - Rope 4"	Wood	Pan	4	#20 (5/16") x 1-1/2"	S0913-0838	3	32
		Machine	Pan	4	#20 (5/16"-18) x 2"	S0911-0850	3	22
S0422-0100-W	Surface Mount Block - Wire Rope 4"	Wood	Pan	4	#20 (5/16") x 1-1/2"	S0913-0838	3	32
		Machine	Pan	4	#20 (5/16"-18) x 2"	S0911-0850	3	22
S0723-H003	Wall Mount Hand Swage Stud 1/8"	Wood	Pan	2	#14 (1/4") x 1-1/2"	S0913-0738	4	59
		Machine	Pan	2	#14 (1/4"-20) x 2"	S0911-0750	4	38
S0723-H005	Wall Mount Hand Swage Stud 3/16"	Wood	Pan	2	#14 (1/4") x 1-1/2"	S0913-0738	4	59
		Machine	Pan	2	#14 (1/4"-20) x 2"	S0911-0750	4	38
S0743-0010	T Plate 5/16" - 3/8"	Wood	Pan	4	#14 (1/4") x 1-1/2"	S0913-0738	4	59
		Machine	Pan	4	#14 (1/4"-20) x 2"	S0911-0750	4	38
S0748-H003	HandiSwage™ Tensioner 1/8"	Wood	Flat	3	#8 x 1-1/2"	S0914-0538	10	160
		Machine	Flat	3	#8-32 x 1-1/2"	S0910-0538	10	135
S0766-0703	Quick Attach Stud & Wall Mount 1/8"	Wood	Pan	2	#14 (1/4") x 1-1/2"	S0913-0738	4	59
		Machine	Pan	2	#14 (1/4"-20) x 2"	S0911-0750	4	38
S0766-0704	Quick Attach Stud & Wall Mount 5/32"	Wood	Pan	2	#14 (1/4") x 1-1/2"	S0913-0738	4	59
		Machine	Pan	2	#14 (1/4"-20) x 2"	S0911-0750	4	38
S0766-0905	Quick Attach Stud & Wall Mount 3/16"	Wood	Pan	2	#20 (5/16") x 1-1/2"	S0913-0838	3	32
		Machine	Pan	2	#20 (5/16"-18) x 2"	S0911-0850	3	22
S0766-1007	Quick Attach Stud & Wall Mount 1/4"	Wood	Pan	2	#20 (5/16") x 1-1/2"	S0913-0838	3	32
		Machine	Pan	2	#20 (5/16"-18) x 2"	S0911-0850	3	22
S0779-0703	Quick Attach Wall Toggle 1/8"	Wood	Pan	2	#14 (1/4") x 1-1/2"	S0913-0738	4	59
		Machine	Pan	2	#14 (1/4"-20) x 2"	S0911-0750	4	38
S0779-0704	Quick Attach Wall Toggle 5/32"	Wood	Pan	2	#14 (1/4") x 1-1/2"	S0913-0738	4	59
		Machine	Pan	2	#14 (1/4"-20) x 2"	S0911-0750	4	38
S0779-0905	Quick Attach Wall Toggle 3/16"	Wood	Pan	2	#20 (5/16") x 1-1/2"	S0913-0838	3	32
		Machine	Pan	2	#20 (5/16"-18) x 2"	S0911-0850	3	22
S0784-0703	Turnbuckle Wall Mount & Swage Stud 1/8"	Wood	Pan	2	#14 (1/4") x 1-1/2"	S0913-0738	4	59
		Machine	Pan	2	#14 (1/4"-20) x 2"	S0911-0750	4	38
S0784-0704	Turnbuckle Wall Mount & Swage Stud 5/32"	Wood	Pan	2	#14 (1/4") x 1-1/2"	S0913-0738	4	59
		Machine	Pan	2	#14 (1/4"-20) x 2"	S0911-0750	4	38
S0784-0705	Turnbuckle Wall Mount & Swage Stud 3/16"	Wood	Pan	2	#14 (1/4") x 1-1/2"	S0913-0738	4	59
		Machine	Pan	2	#14 (1/4"-20) x 2"	S0911-0750	4	38
S0784-H0703	Turnbuckle Wall Mount & Hand Swage Stud 1/8"	Wood	Pan	2	#14 (1/4") x 1-1/2"	S0913-0738	4	59
		Machine	Pan	2	#14 (1/4"-20) x 2"	S0911-0750	4	38
S0784-H0705	Turnbuckle Wall Mount & Hand Swage Stud 3/16"	Wood	Pan	2	#14 (1/4") x 1-1/2"	S0913-0738	4	59
		Machine	Pan	2	#14 (1/4"-20) x 2"	S0911-0750	4	38
S0798-H0703	Turnbuckle Wall Mount & Hand Swage Stud 1/8"	Wood	Pan	2	#14 (1/4") x 1-1/2"	S0913-0738	4	59
		Machine	Pan	2	#14 (1/4"-20) x 2"	S0911-0750	4	38

FASTENER GUIDE

Suncor Part #	Suncor Description	Fastener Type	Fastener Head	Qty. of Fasteners Required	Suncor Stock Fastener Size	Suncor Fastener Part #	Qty. per SMALL PACK	Approx. Qty. per BULK 1LB. PACK
S0798-H0705	Turnbuckle Wall Mount & Hand Swage Stud 3/16"	Wood	Pan	2	#14 (1/4") x 1-1/2"	S0913-0738	4	59
		Machine	Pan	2	#14 (1/4"-20) x 2"	S0911-0750	4	38
S0803-5000	Tri Star Face Mount - White 1-1/2"	Wood	Flat	3	#8 x 1-1/2"	S0914-0538	10	160
		Machine	Flat	3	#8-32 x 1-1/2"	S0910-0538	10	135
S0803-500R	Tri Star Face Mount - Red 1-1/2"	Wood	Flat	3	#8 x 1-1/2"	S0914-0538	10	160
		Machine	Flat	3	#8-32 x 1-1/2"	S0910-0538	10	135
S3103-0000	Flagpole Cleat 2-1/2"	Wood	Flat	2	#8 x 1-1/2"	S0914-0538	10	160
		Machine	Flat	2	#8-32 x 1-1/2"	S0910-0538	10	135
S3104-0000	Flagpole Cleat 4-1/2"	Wood	Flat	2	#10 x 1-1/2"	S0914-0638	8	120
		Machine	Flat	2	#10-24 x 1-1/2"	S0910-0638	8	103
S3105-0000	Herreshoff Cleat 4"	Wood	Flat	4	#10 x 1-1/2"	S0914-0638	8	120
		Machine	Flat	4	#10-24 x 1-1/2"	S0910-0638	8	103
S3106-0000	Herreshoff Cleat 6"	Wood	Flat	4	#14 (1/4") x 2"	S0914-0750	4	53
		Machine	Flat	4	#14 (1/4"-20) x 2"	S0910-0750	4	44
S3108-0000	Herreshoff Cleat 8"	Wood	Flat	4	#14 (1/4") x 2"	S0914-0750	4	53
		Machine	Flat	4	#14 (1/4"-20) x 2"	S0910-0750	4	44
S3110-0000	Herreshoff Cleat 10"	Wood	Flat	4	#20 (5/16") x 2"	S0914-0850	3	30
		Machine	Flat	4	#20 (5/16"-18) x 1-1/2"	S0910-0845	3	34
S3112-0000	Herreshoff Cleat 12"	Wood	Flat	4	#20 (5/16") x 2"	S0914-0850	3	30
		Machine	Flat	4	#20 (5/16"-18) x 1-1/2"	S0910-0845	3	34
S3138-0000	Blue Water Cleat 8"	Wood	Flat	4	#14 (1/4") x 2"	S0914-0750	4	53
		Machine	Flat	4	#14 (1/4"-20) x 2"	S0910-0750	4	44
S3140-0000	Blue Water Cleat 10"	Wood	Flat	4	#20 (5/16") x 2"	S0914-0850	3	30
		Machine	Flat	4	#20 (5/16"-18) x 1-1/2"	S0910-0845	3	34
S3142-0000	Blue Water Cleat 12"	Wood	Flat	4	#20 (5/16") x 2"	S0914-0850	3	30
		Machine	Flat	4	#20 (5/16"-18) x 1-1/2"	S0910-0845	3	34
S3204-0000	Trimline Cleat 4"	Wood	Flat	4	#8 x 1-1/2"	S0914-0538	10	160
		Machine	Flat	4	#8-32 x 1-1/2"	S0910-0538	10	135
S3206-0000	Trimline Cleat 6"	Wood	Flat	4	#14 (1/4") x 2"	S0914-0750	4	53
		Machine	Flat	4	#14 (1/4"-20) x 2"	S0910-0750	4	44
S3208-0000	Trimline Cleat 8"	Wood	Flat	4	#14 (1/4") x 2"	S0914-0750	4	53
		Machine	Flat	4	#14 (1/4"-20) x 2"	S0910-0750	4	44
S3250-0000	Lift Eye Cleat 7"	Wood	Flat	2	#10 x 1-1/2"	S0914-0638	8	120
		Machine	Flat	2	#10-24 x 1-1/2"	S0910-0638	8	103
S3304-0000	Bow Chock 4"	Wood	Flat	4	#10 x 1-1/2"	S0914-0638	8	120
		Machine	Flat	4	#10-24 x 1-1/2"	S0910-0638	8	103
S3340-0000	Skene Chocks 4"	Wood	Flat	4	#10 x 1-1/2"	S0914-0638	8	120
		Machine	Flat	4	#10-24 x 1-1/2"	S0910-0638	8	103
S3360-0000	Skene Chocks 6"	Machine	Flat	4	#14 (1/4"-20) x 2"	S0910-0750	4	44
		Wood	Flat	2	#14 (1/4") x 2"	S0914-0750	4	53
S3405-0000	Straight Chock 5"	Machine	Flat	2	#14 (1/4"-20) x 2"	S0910-0750	4	44
		Wood	Flat	2	#14 (1/4") x 2"	S0914-0750	4	53
S3406-0000	Straight Chock 6"	Machine	Flat	2	#14 (1/4"-20) x 2"	S0910-0750	4	44
		Wood	Flat	2	#14 (1/4") x 2"	S0914-0750	4	53
S3520-0001	Winch Handle Holder	Wood	Flat	2	#10 x 1-1/2"	S0914-0638	8	120
		Machine	Flat	2	#10-24 x 1-1/2"	S0910-0638	8	103
S3610-0000	Stanchion Base 1"	Wood	Flat	4	#14 (1/4") x 2"	S0914-0750	4	53
		Machine	Flat	4	#14 (1/4"-20) x 2"	S0910-0750	4	44
S3610-0600	Stanchion Brace 1" x 14.41"	Wood	Flat	3	#10 x 1-1/2"	S0914-0638	8	120
		Machine	Flat	3	#10-24 x 1-1/2"	S0910-0638	8	103
S3610-0750	Stanchion Brace 1" x 20.41"	Wood	Flat	3	#10 x 1-1/2"	S0914-0638	8	120
		Machine	Flat	3	#10-24 x 1-1/2"	S0910-0638	8	103
S3611-0000	Heavy Cast Top Rod Holder	Wood	Flat	3	#14 (1/4") x 2"	S0914-0750	4	53
		Machine	Flat	3	#14 (1/4"-20) x 2"	S0910-0750	4	44
S3611-0001	Rod Holder w/ Cap	Wood	Flat	3	#14 (1/4") x 2"	S0914-0750	4	53
		Machine	Flat	3	#14 (1/4"-20) x 2"	S0910-0750	4	44
S3612-0000	Rod Holder Removable 4"	Wood	Flat	4	#14 (1/4") x 2"	S0914-0750	4	53
		Machine	Flat	4	#14 (1/4"-20) x 2"	S0910-0750	4	44
S3620-0000	Antenna Ratchet Mount 4-1/2"	Wood	Flat	4	#14 (1/4") x 2"	S0914-0750	4	53
		Machine	Flat	4	#14 (1/4"-20) x 2"	S0910-0750	4	44
S3621-0000	Antenna Ratchet Mount 6"	Wood	Flat	4	#14 (1/4") x 2"	S0914-0750	4	53
		Machine	Flat	4	#14 (1/4"-20) x 2"	S0910-0750	4	44
S3630-0000	Heavy Duty Folding Step 4-3/8"	Wood	Pan	2	#20 (5/16") x 1-1/2"	S0913-0838	3	32
		Machine	Pan	2	#20 (5/16"-18) x 2"	S0911-0850	3	22
S3650-0300	Round Rail Base - 30 Degree 7/8"	Wood	Flat	3	#10 x 1-1/2"	S0914-0638	8	120
		Machine	Flat	3	#10-24 x 1-1/2"	S0910-0638	8	103
S3650-0301	Round Rail Base - 30 Degree 1"	Wood	Flat	3	#14 (1/4") x 2"	S0914-0750	4	53
		Machine	Flat	3	#14 (1/4"-20) x 2"	S0910-0750	4	44
S3650-0450	Round Rail Base - 45 Degree 7/8"	Wood	Flat	3	#10 x 1-1/2"	S0914-0638	8	120
		Machine	Flat	3	#10-24 x 1-1/2"	S0910-0638	8	103
S3650-0451	Round Rail Base - 45 Degree 1"	Wood	Flat	3	#14 (1/4") x 2"	S0914-0750	4	53
		Machine	Flat	3	#14 (1/4"-20) x 2"	S0910-0750	4	44
S3650-0600	Round Rail Base - 60 Degree 7/8"	Wood	Flat	3	#10 x 1-1/2"	S0914-0638	8	120
		Machine	Flat	3	#10-24 x 1-1/2"	S0910-0638	8	103
S3650-0601	Round Rail Base - 60 Degree 1"	Wood	Flat	3	#14 (1/4") x 2"	S0914-0750	4	53
		Machine	Flat	3	#14 (1/4"-20) x 2"	S0910-0750	4	44
S3650-0900	Round Rail Base - 90 Degree 7/8"	Wood	Flat	3	#10 x 1-1/2"	S0914-0638	8	120
		Machine	Flat	3	#10-24 x 1-1/2"	S0910-0638	8	103
S3650-0901	Round Rail Base - 90 Degree 1"	Wood	Flat	3	#14 (1/4") x 2"	S0914-0750	4	53
		Machine	Flat	3	#14 (1/4"-20) x 2"	S0910-0750	4	44
S3651-0300	Rectangular Base - 30 Degree 7/8"	Wood	Flat	3	#10 x 1-1/2"	S0914-0638	8	120
		Machine	Flat	3	#10-24 x 1-1/2"	S0910-0638	8	103
S3651-0301	Rectangular Base - 30 Degree 1"	Wood	Flat	3	#14 (1/4") x 2"	S0914-0750	4	53
		Machine	Flat	3	#14 (1/4"-20) x 2"	S0910-0750	4	44
S3651-0450	Rectangular Base - 45 Degree 7/8"	Wood	Flat	4	#10 x 1-1/2"	S0914-0638	8	120
		Machine	Flat	4	#10-24 x 1-1/2"	S0910-0638	8	103
S3651-0451	Rectangular Base - 45 Degree 1"	Wood	Flat	4	#14 (1/4") x 2"	S0914-0750	4	53
		Machine	Flat	4	#14 (1/4"-20) x 2"	S0910-0750	4	44
S3651-0600	Rectangular Base - 60 Degree 7/8"	Wood	Flat	4	#10 x 1-1/2"	S0914-0638	8	120
		Machine	Flat	4	#10-24 x 1-1/2"	S0910-0638	8	103
S3651-0601	Rectangular Base - 60 Degree 1"	Wood	Flat	4	#14 (1/4") x 2"	S0914-0750	4	53
		Machine	Flat	4	#14 (1/4"-20) x 2"	S0910-0750	4	44
S3651-0900	Rectangular Base - 90 Degree 7/8"	Wood	Flat	4	#10 x 1-1/2"	S0914-0638	8	120
		Machine	Flat	4	#10-24 x 1-1/2"	S0910-0638	8	103
S3651-0901	Rectangular Base - 90 Degree 1"	Wood	Flat	4	#14 (1/4") x 2"	S0914-0750	4	53
		Machine	Flat	4	#14 (1/4"-20) x 2"	S0910-0750	4	44
S3652-0900	Rectangular Base - 90 Degree, 2 Hole 7/8"	Wood	Flat	2	#14 (1/4") x 2"	S0914-0750	4	53
		Machine	Flat	2	#14 (1/4"-20) x 2"	S0910-0750	4	44
S3652-0901	Rectangular Base - 90 Degree, 2 Hole 1"	Wood	Flat	2	#14 (1/4") x 2"	S0914-0750	4	53
		Machine	Flat	2	#14 (1/4"-20) x 2"	S0910-0750	4	44
S3670-1200	Forward End Rail 7/8"	Wood	Flat	2	#10 x 1-1/2"	S0914-0638	8	120
		Machine	Flat	2	#10-24 x 1-1/2"	S0910-0638	8	103

FASTENER GUIDE

Suncor Part #	Suncor Description	Fastener Type	Fastener Head	Qty. of Fasteners Required	Suncor Stock Fastener Size	Suncor Fastener Part #	Qty. per SMALL PACK	Approx. Qty. per BULK 1LB. PACK
S3670-1201	Forward End Rail 1"	Wood	Flat	2	#10 x 1-1/2"	S0914-0638	8	120
		Machine	Flat	2	#10-24 x 1-1/2"	S0910-0638	8	103
S3671-0600	Aft End Rail 7/8"	Wood	Flat	2	#10 x 1-1/2"	S0914-0638	8	120
		Machine	Flat	2	#10-24 x 1-1/2"	S0910-0638	8	103
S3671-0601	Aft End Rail 1"	Wood	Flat	2	#10 x 1-1/2"	S0914-0638	8	120
		Machine	Flat	2	#10-24 x 1-1/2"	S0910-0638	8	103
S3672-0600	Center Rail 7/8"	Wood	Flat	2	#10 x 1-1/2"	S0914-0638	8	120
		Machine	Flat	2	#10-24 x 1-1/2"	S0910-0638	8	103
S3672-0601	Center Rail 1"	Wood	Flat	2	#10 x 1-1/2"	S0914-0638	8	120
		Machine	Flat	2	#10-24 x 1-1/2"	S0910-0638	8	103
S3673-0600	Rail Stanchion End 7/8"	Wood	Flat	2	#10 x 1-1/2"	S0914-0638	8	120
		Machine	Flat	2	#10-24 x 1-1/2"	S0910-0638	8	103
S3673-1600	Rail Stanchion Center 7/8"	Wood	Flat	2	#10 x 1-1/2"	S0914-0638	8	120
		Machine	Flat	2	#10-24 x 1-1/2"	S0910-0638	8	103
S3675-0900	Bottom Mount 7/8"	Machine	Pan	1	#14 (1/4"-20) x 2"	S0911-0750	4	38
		Machine	Flat	1	#14 (1/4"-20) x 2"	S0910-0750	4	44
S3676-0055	End Mount Out 3/4"	Wood	Flat	2	#10 x 1-1/2"	S0914-0638	8	120
		Machine	Flat	2	#10-24 x 1-1/2"	S0910-0638	8	103
S3677-0055	End Mount In 7/8"	Wood	Flat	2	#10 x 1-1/2"	S0914-0638	8	120
		Machine	Flat	2	#10-24 x 1-1/2"	S0910-0638	8	103
S3682-0000	Side Deck Hinge 2"	Wood	Flat	2	#10 x 1-1/2"	S0914-0638	8	120
		Machine	Flat	2	#10-24 x 1-1/2"	S0910-0638	8	103
S3682-1000	Heavy Side Deck Hinge 2-13/16"	Wood	Flat	4	#10 x 1-1/2"	S0914-0638	8	120
		Machine	Flat	4	#10-24 x 1-1/2"	S0910-0638	8	103
S3682-2000	Deck Hinge - 90 Degree 2-1/4"	Wood	Flat	2	#10 x 1-1/2"	S0914-0638	8	120
		Machine	Flat	2	#10-24 x 1-1/2"	S0910-0638	8	103
S3682-3000	Deck Hinge - Concave 2-1/4"	Wood	Flat	2	#10 x 1-1/2"	S0914-0638	8	120
		Machine	Flat	2	#10-24 x 1-1/2"	S0910-0638	8	103
S3682-3001	Deck Hinge - Concave w/ Removable Pin 2-1/4"	Wood	Flat	2	#10 x 1-1/2"	S0914-0638	8	120
		Machine	Flat	2	#10-24 x 1-1/2"	S0910-0638	8	103
S3682-4000	Deck Hinge - 80 Degree Screwed 2-1/4"	Wood	Flat	2	#10 x 1-1/2"	S0914-0638	8	120
		Machine	Flat	2	#10-24 x 1-1/2"	S0910-0638	8	103
S3682-4001	Deck Hinge - 80 Degree Drilled 2-1/4"	Wood	Flat	2	#10 x 1-1/2"	S0914-0638	8	120
		Machine	Flat	2	#10-24 x 1-1/2"	S0910-0638	8	103
S3682-5000	Deck Hinge - 90 Degree w/ Removable Pin 2-1/4"	Wood	Flat	2	#10 x 1-1/2"	S0914-0638	8	120
		Machine	Flat	2	#10-24 x 1-1/2"	S0910-0638	8	103
S3684-0000	Multi-Directional Top Cap 7/8"	Wood	Flat	2	#10 x 1-1/2"	S0914-0638	8	120
		Machine	Flat	2	#10-24 x 1-1/2"	S0910-0638	8	103
S3684-0001	Multi-Directional Top Cap 1"	Wood	Flat	2	#10 x 1-1/2"	S0914-0638	8	120
		Machine	Flat	2	#10-24 x 1-1/2"	S0910-0638	8	103
S3685-0000	Removable Pin Set w/ Lanyard	Wood	Pan	1	#14 (1/4") x 1-1/2"	S0913-0738	4	59
S3701-0001	Anchor Eye	Wood	Flat	2	#8 x 1-1/2"	S0914-0538	10	160
		Machine	Flat	2	#8-32 x 1-1/2"	S0910-0538	10	135
S3701-0002	Anchor Swivel Eye	Wood	Flat	2	#10 x 1-1/2"	S0914-0638	8	120
		Machine	Flat	2	#10-24 x 1-1/2"	S0910-0638	8	103
S3702-0000	Heavy Duty Diamond Pad Eye 3-1/4"	Wood	Flat	4	#14 (1/4") x 2"	S0914-0750	4	53
		Machine	Flat	4	#14 (1/4"-20) x 2"	S0910-0750	4	44
S3703-0000	Heavy Duty Diamond Pad Eye 4"	Wood	Flat	4	#20 (5/16") x 2"	S0914-0850	3	30
		Machine	Flat	4	#20 (5/16"-18) x 1-1/2"	S0910-0845	3	34
S3703-1002	Stamped Diamond Pad Eye 3-1/4"	Wood	Flat	4	#8 x 1-1/2"	S0914-0538	10	160
		Machine	Flat	4	#8-32 x 1-1/2"	S0910-0538	10	135
S3704-0000	Heavy Duty Square Pad Eye 3"	Wood	Flat	4	#14 (1/4") x 2"	S0914-0750	4	53
		Machine	Flat	4	#14 (1/4"-20) x 2"	S0910-0750	4	44
S3705-0005	Oblong Pad Eye 1-3/4"	Wood	Flat	2	#8 x 1-1/2"	S0914-0538	10	160
		Machine	Flat	2	#8-32 x 1-1/2"	S0910-0538	10	135
S3705-0006	Oblong Pad Eye 2-1/2"	Wood	Flat	2	#8 x 1-1/2"	S0914-0538	10	160
		Machine	Flat	2	#8-32 x 1-1/2"	S0910-0538	10	135
S3705-0008	Oblong Pad Eye 3-1/4"	Wood	Flat	2	#10 x 1-1/2"	S0914-0638	8	120
		Machine	Flat	2	#10-24 x 1-1/2"	S0910-0638	8	103
S3705-0010	Oblong Pad Eye 4"	Wood	Flat	2	#14 (1/4") x 2"	S0914-0750	4	53
		Machine	Flat	2	#14 (1/4"-20) x 2"	S0910-0750	4	44
S3705-X001	Heavy Duty Oblong Pad Eye 3"	Wood	Flat	2	#14 (1/4") x 2"	S0914-0750	4	53
		Machine	Flat	2	#14 (1/4"-20) x 2"	S0910-0750	4	44
S3705-X002	Heavy Duty Oblong Pad Eye 3-1/2"	Wood	Flat	2	#20 (5/16") x 2"	S0914-0850	3	30
		Machine	Flat	2	#20 (5/16"-18) x 1-1/2"	S0910-0845	3	34
S3705-X003	Heavy Duty Oblong Pad Eye 4"	Wood	Flat	2	#20 (5/16") x 2"	S0914-0850	3	30
		Machine	Flat	2	#20 (5/16"-18) x 1-1/2"	S0910-0845	3	34
S3707-0005	Round Pad Eye 1-5/16"	Wood	Flat	2	#8 x 1-1/2"	S0914-0538	10	160
		Machine	Flat	2	#8-32 x 1-1/2"	S0910-0538	10	135
S3707-0006	Round Pad Eye 1-5/8"	Wood	Flat	2	#8 x 1-1/2"	S0914-0538	10	160
		Machine	Flat	2	#8-32 x 1-1/2"	S0910-0538	10	135
S3707-0008	Round Pad Eye 2"	Wood	Flat	2	#8 x 1-1/2"	S0914-0538	10	160
		Machine	Flat	2	#8-32 x 1-1/2"	S0910-0538	10	135
S3710-0032	Pad Eye 1-1/8"	Wood	Pan	2	#14 (1/4") x 1-1/2"	S0913-0738	4	59
		Machine	Pan	2	#14 (1/4"-20) x 2"	S0911-0750	4	38
S3711-0003	Folding Pad Eye 1/8"	Wood	Pan	1	#14 (1/4") x 1-1/2"	S0913-0738	4	59
		Machine	Pan	2	#14 (1/4"-20) x 2"	S0911-0750	4	38
S3711-0007	Folding Pad Eye 1/4"	Wood	Pan	2	#14 (1/4") x 1-1/2"	S0913-0738	4	59
		Machine	Pan	2	#14 (1/4"-20) x 2"	S0911-0750	4	38
S3711-0008	Folding Pad Eye 5/16"	Wood	Pan	2	#14 (1/4") x 1-1/2"	S0913-0738	4	59
		Machine	Pan	2	#14 (1/4"-20) x 2"	S0911-0750	4	38
S3712-0001	Heavy Duty Folding Pad Eye 1/4"	Wood	Flat	2	#10 x 1-1/2"	S0914-0638	8	120
		Machine	Flat	2	#10-24 x 1-1/2"	S0910-0638	8	103
S3712-0002	Heavy Duty Folding Pad Eye 5/16"	Wood	Flat	2	#20 (5/16") x 2"	S0914-0850	3	30
		Machine	Flat	2	#20 (5/16"-18) x 1-1/2"	S0910-0845	3	34
S3712-0003	Heavy Duty Folding Pad Eye 3/8"	Wood	Flat	2	#20 (5/16") x 2"	S0914-0850	3	30
		Machine	Flat	2	#20 (5/16"-18) x 1-1/2"	S0910-0845	3	34
S3714-0005	Swivel Pad Eye 3/16"	Wood	Flat	4	#8 x 1-1/2"	S0914-0538	10	160
		Machine	Flat	4	#8-32 x 1-1/2"	S0910-0538	10	135
S3714-0006	Swivel Pad Eye 1/4"	Wood	Flat	4	#8 x 1-1/2"	S0914-0538	10	160
		Machine	Flat	4	#8-32 x 1-1/2"	S0910-0538	10	135
S3714-0008	Swivel Pad Eye 5/16"	Wood	Flat	4	#8 x 1-1/2"	S0914-0538	10	160
		Machine	Flat	4	#8-32 x 1-1/2"	S0910-0538	10	135
S3714-R005	Swivel Pad Eye w/ Ring 3/16"	Wood	Flat	4	#8 x 1-1/2"	S0914-0538	10	160
		Machine	Flat	4	#8-32 x 1-1/2"	S0910-0538	10	135
S3714-R006	Swivel Pad Eye w/ Ring 1/4"	Wood	Flat	4	#8 x 1-1/2"	S0914-0538	10	160
		Machine	Flat	4	#8-32 x 1-1/2"	S0910-0538	10	135
S3714-R008	Swivel Pad Eye w/ Ring 5/16"	Wood	Flat	4	#8 x 1-1/2"	S0914-0538	10	160
		Machine	Flat	4	#8-32 x 1-1/2"	S0910-0538	10	135
S3718-0000	Tow Pad Eye 3"	Wood	Flat	4	#14 (1/4") x 2"	S0914-0750	4	53
		Machine	Flat	4	#14 (1/4"-20) x 2"	S0910-0750	4	44

FASTENER GUIDE

Suncor Part #	Suncor Description	Fastener Type	Fastener Head	Qty. of Fasteners Required	Suncor Stock Fastener Size	Suncor Fastener Part #	Qty. per SMALL PACK	Approx. Qty. per BULK 1LB. PACK
S3719-0005	Pad Eye 3/16"	Wood	Flat	2	#8 x 1-1/2"	S0914-0538	10	160
		Machine	Flat	2	#8-32 x 1-1/2"	S0910-0538	10	135
S3719-0006	Pad Eye 1/4"	Wood	Flat	2	#10 x 1-1/2"	S0914-0638	8	120
		Machine	Flat	2	#10-24 x 1-1/2"	S0910-0638	8	103
S3719-0008	Pad Eye 5/16"	Wood	Flat	2	#10 x 1-1/2"	S0914-0638	8	120
		Machine	Flat	2	#10-24 x 1-1/2"	S0910-0638	8	103
S3719-1005	Heavy Duty Pad Eye 5/8"	Wood	Flat	2	#8 x 1-1/2"	S0914-0538	10	160
		Machine	Flat	2	#8-32 x 1-1/2"	S0910-0538	10	135
S3806-0000	Hawse Pipe 6"	Wood	Flat	4	#10 x 1-1/2"	S0914-0638	8	120
		Machine	Flat	4	#10-24 x 1-1/2"	S0910-0638	8	103
S3806-0001	Oval Hawse Pipe 5-1/2"	Wood	Flat	4	#10 x 1-1/2"	S0914-0638	8	120
		Machine	Flat	4	#10-24 x 1-1/2"	S0910-0638	8	103
S3807-0000	Triangular Hawse Pipe	Wood	Flat	3	#10 x 1-1/2"	S0914-0638	8	120
		Machine	Flat	3	#10-24 x 1-1/2"	S0910-0638	8	103
S3810-0000	Chain and Deck Pipe	Wood	Flat	4	#10 x 1-1/2"	S0914-0638	8	120
		Machine	Flat	4	#10-24 x 1-1/2"	S0910-0638	8	103
S3812-0150	Access Hatch and Frame 6"	Wood	Flat	6	#10 x 1-1/2"	S0914-0638	8	120
		Machine	Flat	6	#10-24 x 1-1/2"	S0910-0638	8	103
S3814-0150	Access Hatch and Frame 6"	Wood	Flat	4	#14 (1/4") x 2"	S0914-0750	4	53
		Machine	Flat	4	#14 (1/4"-20) x 2"	S0910-0750	4	44
S3820-0100	Heavy Duty Strap Hinge 4"	Wood	Flat	4	#10 x 1-1/2"	S0914-0638	8	120
		Machine	Flat	4	#10-24 x 1-1/2"	S0910-0638	8	103
S3820-0150	Heavy Duty Strap Hinge 6"	Wood	Flat	6	#10 x 1-1/2"	S0914-0638	8	120
		Machine	Flat	6	#10-24 x 1-1/2"	S0910-0638	8	103
S3821-0040	Heavy Duty Butt Hinge 1-1/2"	Wood	Flat	4	#8 x 1-1/2"	S0914-0538	10	160
		Machine	Flat	4	#8-32 x 1-1/2"	S0910-0538	10	135
S3821-0050	Heavy Duty Butt Hinge 2"	Wood	Flat	4	#10 x 1-1/2"	S0914-0638	8	120
		Machine	Flat	4	#10-24 x 1-1/2"	S0910-0638	8	103
S3822-0075	Heavy Duty Door Hinge - Equal 3"	Wood	Flat	6	#10 x 1-1/2"	S0914-0638	8	120
		Machine	Flat	6	#10-24 x 1-1/2"	S0910-0638	8	103
S3822-0100	Heavy Duty Door Hinge - Equal 4"	Wood	Flat	6	#10 x 1-1/2"	S0914-0638	8	120
		Machine	Flat	6	#10-24 x 1-1/2"	S0910-0638	8	103
S3823-0055	Heavy Duty Door Hinge - Unequal 2-1/4"	Wood	Flat	5	#10 x 1-1/2"	S0914-0638	8	120
		Machine	Flat	5	#10-24 x 1-1/2"	S0910-0638	8	103
S3823-0075	Heavy Duty Door Hinge - Unequal 3"	Wood	Flat	5	#10 x 1-1/2"	S0914-0638	8	120
		Machine	Flat	5	#10-24 x 1-1/2"	S0910-0638	8	103
S3823-1000	Heavy Duty Door Hinge - Offset 2"	Wood	Flat	5	#10 x 1-1/2"	S0914-0638	8	120
		Machine	Flat	5	#10-24 x 1-1/2"	S0910-0638	8	103
S3824-0075	Heavy Duty Hatch Hinge - Standard 3"	Wood	Flat	8	#10 x 1-1/2"	S0914-0638	8	120
		Machine	Flat	8	#10-24 x 1-1/2"	S0910-0638	8	103
S3824-1075	Heavy Duty Hatch Hinge - Angle Base 3"	Wood	Flat	8	#10 x 1-1/2"	S0914-0638	8	120
		Machine	Flat	8	#10-24 x 1-1/2"	S0910-0638	8	103
S3824-2000	Heavy Duty Take Apart Hinge 3-1/2"	Wood	Flat	4	#10 x 1-1/2"	S0914-0638	8	120
		Machine	Flat	4	#10-24 x 1-1/2"	S0910-0638	8	103
S3825-0001	Strap Hinge 4"	Wood	Flat	4	#10 x 1-1/2"	S0914-0638	8	120
		Machine	Flat	4	#10-24 x 1-1/2"	S0910-0638	8	103
S3825-0002	Strap Hinge 6"	Wood	Flat	6	#8 x 1-1/2"	S0914-0538	10	160
		Machine	Flat	6	#8-32 x 1-1/2"	S0910-0538	10	135
S3827-2000	Door Hinge - Offset 1-7/16"	Wood	Flat	4	#8 x 1-1/2"	S0914-0538	10	160
		Machine	Flat	4	#8-32 x 1-1/2"	S0910-0538	10	135
S3830-0001	Flush Door Hinge 3"	Wood	Flat	6	#10 x 1-1/2"	S0914-0638	8	120
		Machine	Flat	6	#10-24 x 1-1/2"	S0910-0638	8	103
S3830-0002	Flush Door Hinge 4"	Wood	Flat	6	#10 x 1-1/2"	S0914-0638	8	120
		Machine	Flat	6	#10-24 x 1-1/2"	S0910-0638	8	103
S3831-0001	Flush Strap Hinge 4"	Wood	Flat	4	#10 x 1-1/2"	S0914-0638	8	120
		Machine	Flat	4	#10-24 x 1-1/2"	S0910-0638	8	103
S3831-0002	Flush Strap Hinge 6"	Wood	Flat	6	#10 x 1-1/2"	S0914-0638	8	120
		Machine	Flat	6	#10-24 x 1-1/2"	S0910-0638	8	103
S3832-0001	Heavy Duty Wide Strap Hinge 4"	Wood	Flat	4	#10 x 1-1/2"	S0914-0638	8	120
		Machine	Flat	4	#10-24 x 1-1/2"	S0910-0638	8	103
S3832-0002	Heavy Duty Wide Strap Hinge 6"	Wood	Flat	6	#10 x 1-1/2"	S0914-0638	8	120
		Machine	Flat	6	#10-24 x 1-1/2"	S0910-0638	8	103
S3833-0001	Heavy Duty Flush Table Hinge 3-1/4"	Wood	Flat	4	#10 x 1-1/2"	S0914-0638	8	120
		Machine	Flat	4	#10-24 x 1-1/2"	S0910-0638	8	103
S3834-0007	Heavy Duty Strap T-Hinge	Wood	Flat	8	#10 x 1-1/2"	S0914-0638	8	120
		Machine	Flat	8	#10-24 x 1-1/2"	S0910-0638	8	103
S3850-0001	Heavy Duty Door Hook Set 3"	Wood	Flat	4	#8 x 1-1/2"	S0914-0538	10	160
		Machine	Flat	4	#8-32 x 1-1/2"	S0910-0538	10	135
S3850-0002	Heavy Duty Door Hook Set 4"	Wood	Flat	4	#8 x 1-1/2"	S0914-0538	10	160
		Machine	Flat	4	#8-32 x 1-1/2"	S0910-0538	10	135
S3850-02LT	Additional Latch for Heavy Duty Door Hook Set	Wood	Flat	2	#8 x 1-1/2"	S0914-0538	10	160
		Machine	Flat	2	#8-32 x 1-1/2"	S0910-0538	10	135
S3851-0000	Heavy Duty Flush Lift Ring 2-1/2"	Wood	Flat	4	#8 x 1-1/2"	S0914-0538	10	160
		Machine	Flat	4	#8-32 x 1-1/2"	S0910-0538	10	135
S3851-0001	Heavy Duty Flush Lift Ring 1-7/8"	Wood	Flat	4	#8 x 1-1/2"	S0914-0538	10	160
		Machine	Flat	4	#8-32 x 1-1/2"	S0910-0538	10	135
S3851-0002	Flush Lift Handle 3"	Wood	Flat	4	#8 x 1-1/2"	S0914-0538	10	160
		Machine	Flat	4	#8-32 x 1-1/2"	S0910-0538	10	135
S3851-0003	Flush Lift Pull 2-1/2"	Wood	Flat	4	#8 x 1-1/2"	S0914-0538	10	160
		Machine	Flat	4	#8-32 x 1-1/2"	S0910-0538	10	135
S3853-0001	Safety Hasp 2-3/4"	Wood	Flat	8	#8 x 1-1/2"	S0914-0538	10	160
		Machine	Flat	8	#8-32 x 1-1/2"	S0910-0538	10	135
S3853-0002	Heavy Duty Safety Hasp 3"	Wood	Flat	4	#8 x 1-1/2"	S0914-0538	10	160
		Machine	Flat	4	#8-32 x 1-1/2"	S0910-0538	10	135
S3855-0001	Heavy Duty Barrel Bolt 3-5/8"	Wood	Flat	7	#8 x 1-1/2"	S0914-0538	10	160
		Machine	Flat	7	#8-32 x 1-1/2"	S0910-0538	10	135
S3855-0002	Heavy Duty Barrel Bolt 4-1/4"	Wood	Flat	7	#8 x 1-1/2"	S0914-0538	10	160
		Machine	Flat	7	#8-32 x 1-1/2"	S0910-0538	10	135
S3911-0000	Hose Deck Fill 1-1/2" Gas	Wood	Flat	3	#10 x 1-1/2"	S0914-0638	8	120
		Machine	Flat	3	#10-24 x 1-1/2"	S0910-0638	8	103
S3912-0000	Hose Deck Fill 1-1/2" Diesel	Wood	Flat	3	#10 x 1-1/2"	S0914-0638	8	120
		Machine	Flat	3	#10-24 x 1-1/2"	S0910-0638	8	103
S3913-0000	Hose Deck Fill 1-1/2" Water	Wood	Flat	3	#10 x 1-1/2"	S0914-0638	8	120
		Machine	Flat	3	#10-24 x 1-1/2"	S0910-0638	8	103
S3914-0000	Hose Deck Fill 1-1/2" Waste	Wood	Flat	3	#10 x 1-1/2"	S0914-0638	8	120
		Machine	Flat	3	#10-24 x 1-1/2"	S0910-0638	8	103
S3921-0000	Hose Deck Fill 2" Gas	Wood	Flat	3	#10 x 1-1/2"	S0914-0638	8	120
		Machine	Flat	3	#10-24 x 1-1/2"	S0910-0638	8	103
S3922-0000	Hose Deck Fill 2" Diesel	Wood	Flat	3	#10 x 1-1/2"	S0914-0638	8	120
		Machine	Flat	3	#10-24 x 1-1/2"	S0910-0638	8	103

GLOSSARY OF TERMINOLOGY

AN - Stands for Air Force-Navy.

ANSI - Stands for American National Standards Institute.

ASME - Stands for American Society of Mechanical Engineers.

ASTM - Stands for American Society of Testing and Materials.

ANNEAL - To heat metal in order to lower its hardness. The term anneal refers to the heat treatment given to 300 series stainless and most 400 series stainless by the steel mill after the raw material has been completed, but before fittings are manufactured. Anneal also refers to the heat treatment given 400 series stainless fittings after their manufacture (also called hardening and tempering) to lower hardness and increase toughness. For example, fittings of 410 stainless may score over 200,000 psi after manufacture and be too brittle. By annealing at 1000 degrees F., tensile strength would reduce to 125,000-150,000 psi, while annealing the same material to 500 degrees F. would bring tensile to 160,000-190,000 psi.

BL - Stands for "Break Load", meaning the weight at which a product will break. Typically, Suncor products have a minimum 4:1 safety factor.

"17-4 PH" - a chromium-nickel grade of stainless steel that has excellent mechanical properties at a high strength and hardness level. Scaling and distortion are minimal. Both the strength and corrosion resistance hold up well in temperatures to 800°F, but material is magnetic.

"18-8" - 300 series stainless steel having approximately (not exactly) 18% chromium and 8% nickel. The term "18-8" is used interchangeably to characterize fittings made of 302, 302HQ, 303, 304, 305, 384, XM7, and other variables of these grades with close chemical compositions. There is little overall difference in corrosion resistance among the "18-8" types, but slight differences in chemical composition do make certain grades more resistant than others against particular chemicals or atmospheres. "18-8" has superior corrosion resistance to 400 series stainless, is generally nonmagnetic, and is hardenable only by cold working.

ELECTROPOLISHING - Electropolishing is primarily used to obtain a bright, clean appealing surface. However it also passivates the surface while removing burrs, sharp edges, microscopic nicks and scratches from the surface. It can smooth threads and remove heat discoloration from spot or TIG welds. Suncor products are electropolished to ASTM Standard A967.

ELONGATION - Stretching a fitting to the point that it breaks. The percent of elongation at rupture (same as measure of ductility) is determined by dividing to total length after stretching to the original length. Elongation decreases as strength and hardness increase.

GALVANIC CORROSION - An accelerated degree of corrosion occurring when two different metals are in contact with moisture, particularly sea water. All metals have what is termed a specific electric potential, so that low level electric current flows from one metal to another. A metal with a higher position in the galvanic series (see below) will corrode sacrificially rather than one with a lower position, meaning stainless, for example, will corrode before gold. The further apart the metals on the chart, the more electric current will flow and the more corrosion will occur. No serious galvanic action will occur by combining the same metals, only dissimilar ones. To prevent galvanic corrosion, use insulation, paint or coatings when separating dissimilar metals; or put the metal to be protected next to a metal which is not important in the assembly, so it can corrode sacrificially.

Metals listed first will corrode due to galvanic reaction before those at end of paragraph: Magnesium, zinc, aluminum 1100, cadmium, aluminum 2024, steel and iron, lead, tin, brass, copper, bronze, monel, 304 and 316 stainless (passive), silver, titanium, graphite, gold.

ISO - Stands for International Organization for Standardization.

MS - Stands for Military Standards. The overriding characteristic of MS fittings compared to commercial products is the extensive inspection and lot traceability for MS, guaranteeing the chemical, physical and dimensional qualities. While commercial fittings may look similar and happen to pass many tests given MS products, the commercial fittings lack the pedigree of guaranteed quality or chemical, physical and dimensional aspects that users who order MS fittings rely on.

MAGNETIC PERMEABILITY - Test simply determines the level of magnetism. Virtually all Suncor products have a value less than 2.5.

MOLYBDENUM - Molybdenum is a metal added to 316 stainless steel, sharply increasing its corrosion resistance to chlorides and sulfates especially various sulfuric acids in the pulp industry. Molybdenum helps reduce hardness and increase tensile strength at higher temperatures.

MONEL - Invented by the International Nickel Co., and composed basically to two-thirds nickel, one-third copper. Monel has good strength, excellent corrosion resistance against salt water and in high temperatures, but is very expensive.

NITRONIC 50 - (UNS S20910) Invented by the Armco Steel Company, Nitronic 50 is a chromium-nickel-manganese-molybdenum austenitic stainless steel. It remains completely non-magnetic after severe cold working or exposure to low temperatures. Sought after for its higher strength and greater corrosion resistance.

NM - Stands for non-magnetic. Varying standards of magnetic units are applied to different metals for this designation.

PASSIVATING - Technically, passivation is not cleaning but is a process of dipping fittings into an acid solution to rapidly form a chromium oxide on the surface of the material, creating a passive film that protects stainless from further oxidation (see PASSIVE FILM). In common commercial terms (meaning non-military and aerospace), passivating means cleaning to users, and the terms "passivating" and "cleaning" are used interchangeably. A wide range of cleaning methods using different mixtures containing nitric, phosphoric and other acids or simply exposing cleaned stainless fittings to air for a period of time will result in a "passivated" condition. For properly cleaned fittings, it is impossible to determine the method of cleaning or passivation that was used. AN/MS/NAS fittings sold by SUNCOR have been cleaned, descaled, and passivated to the applicable engineering specifications.

PASSIVE FILM - The major characteristic of stainless is its ability to form a thin layer of protection called a "passive film" on its outside surface. This film results from a continual process of low-level oxidation, so oxygen from the atmosphere is needed for the passive film to exist. Once formed, it prevents further oxidation or corrosion from occurring. Even if chipped or scratched, a new passive film on stainless will form.

PICKLING - Removing surface impurities by using chemicals. Used mainly to clean parts prior to coating. This treatment is more aggressive than passivation.

PITTING CORROSION - Pitting indicates deep corrosion in localized spots on a fastener. Dirt or grease on certain portions of a fastener may block oxygen from that surface, thus impeding the passive film which protects stainless from corrosion.

PROOF LOAD - A test load that a fitting must undergo without showing significant deformation. It is usually 50% +/- of yield strength.

SOLUTION ANNEALED (same as CARBIDE SOLUTION ANNEALED) - A process of heating and removing carbide precipitants (carbon that has broken loose from its stainless steel solution) by heating a finished fitting to over 1,850 degrees F. and cooling it quickly, usually in water, so carbon content goes back into the stainless solution.

THREADS - Class 1 threads are a loose tolerance. Class 2 threads comprise 90% of stainless fittings and are normal commercial tolerance. Class 3 threads have a stricter tolerance and tighter fit such as socket cap and set screws. No definite relationship exists between tensile strength and tightness or looseness of fit. The symbol "A" added to threads, such as 2A, means external threads (screws), and "B" means internal (nuts).

WLL - Stands for "Work Load Limit", this is the recommended weight limit for safe use of a product.

PRODUCT INDEX

- 9 Star, 145**
 9 Star Cluster, 145
 9 Star Cluster w/ Stalk, 145
- Anchor Bases, 95, 115**
 Anchor Base w/ Shackle, 95
 Anchor Base w/ Stud, 95
 Anchor Base, Hoist, 95
- Anchors, 139-141**
 Grapnel Anchor, Folding, 140
 Hook Anchor, 140
 Pak-Anchor™ Kit, 140
 Plowmaster™ Anchor, 140
- Antenna Rail Mount, 128**
- Antenna Ratchet Mount, 128**
- Atlantis Rail Systems, 151**
- Backing Plates, 111, 113-115**
 Backing Clip, 115
 Backing Plate, Anchor Swivel Eye, 113
 Backing Plate, Diamond, 111
 Backing Plate, Heavy Duty Diamond, 111
 Backing Plate, Heavy Duty Oblong, 111
 Backing Plate, Heavy Duty Square, 111
 Backing Plate, Stamped Oblong, 111
 Backing Plate, Universal, 114
- Barrel Bolt, Heavy Duty, 120**
- Bimini Hardware, 130-138**
- Blocks, 80-83**
 Block, Pulley, 80
 Block, Seine w/ Eye, 82
 Block, Seine w/ Hook, 82
 Block, Snatch, 83
 Block, Square Swivel Eye, 82
 Block, Surface Mount, 80
 Block, Swivel Eye, 82
 Block, Swivel w/ Hook, 81
 Block, Swivel, 81
 Block, Twin Swivel Eye, 82
 Block, Twin Swivel, 81
- Chain, 10-14, 141, 149**
 Chain & Spliced Rope, 141
 Chain Pack, Marine, 13
 Chain Pack, Trailer Safety, 13, 149
 Chain, Anchor, 11, 141
 Chain, Double Loop, 12
 Chain, Economy Import, 12
 Chain, Lifting, 11
 Chain, Long Link, 12
 Chain, NACM Industrial, 11
 Chain, NACM, 11
 Chain, Safety, 13
 Chain, Sash, 13
 Chain, Single Jack, 13
 Chain, Twist Link, 12
- Chain Sling Information, 14**
- Chain Stopper, USCG, 141**
- Chain Warnings, 14**
- Chocks, 124**
 Chock, Bow, 124
 Chock, Skene, 124
 Chock, Straight, 124
- Cleaning Products, 54**
 Metal Polish, 54
 Passivating Fluid, 54
 Polishing Cloth, Microfiber, 54
 Surface Protectant, Clear, 54
- Cleats, 123**
 Cleat, Blue Water, 123
 Cleat, Flagpole, 123
 Cleat, Herreshoff, 123
 Cleat, Lift Eye, 123
 Cleat, Trimline, 123
- Clips, 58-61, 64-65, 106-107, 138**
 Asymmetrical Clip, Wide, 58
 Bimini Clip, Fixed, 68, 106, 138
 Extension Clip, Slide Lock, 64
 Harness Clip w/ D Ring, 60, 107
 Harness Clip, Auto Lock, 65
 Harness Clip, Extra Large Auto Lock, 65
 Harness Clip, Extra Large Screw Lock, 64
 Harness Clip, Poly Grip, 60
 Harness Clip, Screw Lock, 65
 Harness Clip, Wire Lever, 60
 Mini Clip, Wire Lever, 61
 Mooring Hook Kit, 59
 Mooring Hook, 59
 Spring Clip w/ Eye, 59
 Spring Clip w/ Key Ring, 61
 Spring Clip, 58
 Spring Clip, Asymmetrical, 58
 Spring Clip, Asymmetrical Wire Lever, 58
 Spring Clip, Key Lock w/ Eye, 58, 59
 Spring Clip, Key Lock, 59
 Spring Clip, Screw Lock, 58
 Spring Clip, Special Gate, 59
 Wall Clip, 107
 Web Clip, Swivel, 68, 106, 138
- Company Policies, Inside Back Cover**
- Conduit Connectors, 146**
 Connector, Elbow, 146
 Connector, Screw-in, 146
 Connector, Straight, 146
 Coupling, Screw-in, 146
- Contact Information, Inside Cover, Back Cover**
- Deck Hardware, 122-129**
- Deck Key, Multi-Task, 126**
- Deck Pipes, 127**
 Deck Pipe, Chain, 127
 Deck Pipe, Rope Hinged, 127
 Deck Pipe, Rope, 127
- Electrical, 142-146**
- Eye Bolts, 86-90, 150**
 Eye Bolt, Custom, 89
 Eye Bolt, Heavy Duty, 89
 Eye Bolt, Machine, 90
 Eye Bolt, Metric Plain, 89
 Eye Bolt, Metric Shoulder, 88
 Eye Bolt, Metric Welded, 87
 Eye Bolt, Plain, 88
 Eye Bolt, Shoulder, 88
 Eye Bolt, Unwelded, 86
 Eye Bolt, Welded, 87
- Eye, Bow/Stern, 94**
- Eye Rivet, Plain, 90**
- Eye Rivet, Shoulder, 90**
- Eye Strap, 2 Hole, 113**
- Eye Strap, 4 Hole, 113**
- Eyes, Rigging, 83**
 Eye, Jaw, 83
 Eye, Toggle, 83
 Eye, Wall Toggle, 83
- Fairlead & Gasket, 126**
- Fastener Guide, 156-159**
- Fasteners, 96**
 Machine Screw, Flathead, 96
 Machine Screw, Panhead, 96
 Wood Screw, Flathead, 96
 Wood Screw, Panhead, 96
- Fittings, Quick Attach™, 44-46**
 Quick Attach Wedge Kit, 46
 Quick Attach™ Double Gate Eyes, 45
 Quick Attach™ Eye, 44
 Quick Attach™ Gate Eye, 45
 Quick Attach™ Jaw, 44
 Quick Attach™ Pelican Hook, 45
 Quick Attach™ Receiver, 45
 Quick Attach™ Stud, 45
 Quick Attach™ Toggle, 44
 Quick Attach™ Wall Toggle, 44
 Quick Attach™ Wood Stud, 44
- Floor Drain Plate, 125**
- Folding Step, Heavy Duty, 126**
- Glossary, 160**
- Handle, Flush Lift, 121**
- Handle, Solid U Shaped, 121**
- Hasps, 120**
 Safety Hasp, 120
 Safety Hasp, Heavy Duty, 120
- Hatch, Access & Frame, 127**
- Hawse Pipes, 128**
 Hawse Pipe, 128
 Hawse Pipe, Oval, 128
 Hawse Pipe, Triangular, 128
- Hinges, 117-119, 121, 137**
 Butt Hinge, Heavy Duty, 119
 Deck Hinges, 137
 Door Hinge, Flush, 118
 Door Hinge, Heavy Duty Equal, 118
 Door Hinge, Heavy Duty Offset, 118
 Door Hinge, Heavy Duty Unequal, 118
 Door Hinge, Offset, 118
 Hatch Hinge, Heavy Duty, 119
 Strap Hinge, 117
 Strap Hinge, Flush, 117
 Strap Hinge, Heavy Duty T, 117
 Strap Hinge, Heavy Duty Wide, 117
 Strap Hinge, Heavy Duty, 117
 Table Bracket, Folding, 121
 Table Hinge, Heavy Duty Flush, 119
 Take Apart Hinge, Heavy Duty, 119
- Hinges & Hasps, 116-121**
- Hoist Assembly, Complete, 95, 115**
- Hooks, 31, 56-57, 61, 66-67, 106, 113, 120**
 Anchor Snubber, 61
 Clevis Grab Hook, 56
 Clevis Slip Hook, 56
 Cunningham Hook, 67
 Door Hook Set, Heavy Duty, 120
 Downhaul Hook, 66
 Eye Grab Hook, 56
 Eye Hook, 57
 Eye Slip Hook, 56
 Eye Slip Hook, Large, 56
 Flat Hook, 113
 Pelican Hook w/ Slide, 66
 Pelican Hook, 31
 Reefing Hook, 66
 S Hook, 67
 Shank Hook, Threaded, 57
 Shank Hook, Unthreaded, 57
 Shock Cord End, 66
 Swivel Eye Hook, 57
 Tack Hook, 66
 U Hook, 67
 Web Hook, Double J, 67, 106
 Web Hook, Flat, 106
 Web Hook, Welded S, 67, 106
- Hooks & Clips, 55-68**
- Hose Deck Fills, 129**
- Information Center, Stainless Steel, 155**
- J Bolt, 96**
- Jacklines, 108-109**
 Jackline, Double w/ Clip, 108
 Jackline, Single w/ Clip, 108
 Jackline, Single w/ Loop, 108, 109
- Lag Eye Screw, 89**
- Lag Screw, 91**
- Lashing Ring, Bolt-on, 78, 115**
- Lashing Ring, Weld-on, 78, 115**
- Lifeline Kits, 47**
- Lift Ring, Heavy Duty Flush, 121**
- Lifting Products Information, 2**
- Links, 22, 75, 77-78, 84**
 Connecting Link, C, 77
 Connecting Link, Cast, 77
 Connecting Link, Forged, 77
 Lap Link, 77
 Link, Hammerlock, 78
 Link, Universal, 22, 77
 Master Link w/ Legs, 84
 Master Link, 84
 Mater Link, Weld, 84
 Quick Link, 75
 Quick Link, Delta, 75
 Quick Link, Long, 75
 Quick Link, Pear, 75
 Quick Link, Square, 75
- Micro Star™, 143, 146**
 Micro Star™ Transformer, 146
 Micro Star™, 143
- Mil. Spec Information, 28**
- New Products, 2**
- Nuts, 41-42, 92-93, 97-98, 150**
 Acorn Nut Set, 42
 Acorn Nut, 98
 Cover Nut Set, 42
 Eye Nut, 93
 Eye Nut, Lifting, 92
 Eye Nut, Metric Lifting, 92
 Hex Nut, 97, 98
 Pall Nuts, 150
 Rivet Nut Insert, 92
 Stop Nut, 41
 Thread Insert, 92
 Wing Nut, 98
- Pad Eyes, 92, 110-115, 124, 126, 138**
 Anchor Eye, 113
 Anchor Eye, Swivel, 113
 Pad Eye, 92, 112, 138
 Pad Eye, Folding, 114
 Pad Eye, Heavy Duty Diamond, 111
 Pad Eye, Heavy Duty Folding, 114, 126
 Pad Eye, Heavy Duty Oblong, 111
 Pad Eye, Heavy Duty Square, 111
 Pad Eye, Heavy Duty, 112, 138
 Pad Eye, Oblong, 111
 Pad Eye, Round, 112
 Pad Eye, Stamped Diamond, 111
 Pad Eye, Swivel w/ Ring, 114
 Pad Eye, Swivel, 114
 Pad Eye, Tow, 115, 124
- Pins, 8, 29, 78-79, 137, 148**
 Clevis Pin, 29
 Cotter Pin, 8
 Quick Lock Pin, 78
 Quick Pin, 79
 Removable Pin Sets, 137
 Trailer Pin, 148
 Trailer Pin, Locking, 148
- Pull, Flush Lift, 121**
- Quick Attach™, 43-47**
- Quick Attach™ Lifeline Kits, 47**
- Railing & Bimini, 130-138**
- Railing Hardware, 131-138**
 Bow Former, 133
 Cap, Bullet, 134
 Cap, Flat End, 134
 Center Rail, 135
 End Rail, Aft, 135
 End Rail, Forward, 135
 Lifeline Stanchion Base, 134
 Lifeline Stanchion Brace, 134
 Lifeline Stanchion, 134
 Rail Base, Rectangular, 131, 132
 Rail Base, Round, 131
 Rail Bottom Mount, 136
 Rail Corner, 3-Way, 133
 Rail Elbow, 132
 Rail End Mount In, 136
 Rail End Mount Out, 136
 Rail Stanchion Center, 135

(Index continues on next page)

PRODUCT INDEX (continued)

- Rail Stanchion End, 135
 Rail T, 3-Way, 133
 Rail T, Universal, 133
 Top Cap, 136
 Top Cap, Multi-Directional, 136
 Top Slide, 136
 Top Slide, Hinged, 136
- Replacement Cap, 129**
- Retail Packaging, 152**
- Rigging, 69-84**
- Rigging Toggle, 22**
- Ring Bolts, 91**
 Ring Bolt, Lag, 91
 Ring Bolt, Plain, 91
 Ring Bolt, Shoulder, 91
- Rings, 60, 66, 76, 105, 124**
 D Ring, 76, 105
 D Ring, Heavy Duty Forged, 76
 Hog Ring, 66
 Key Ring, 60
 Rectangular Link, 76
 Round Ring, 76
 Ski Tow Ring, 124
 Triangle Loop, 76
- Rod End Blank, 90**
- Rod End, Custom, 90**
- Rod Holders, 125**
 Rod Holder Liner, 125
 Rod Holder w/ Cap, 125
 Rod Holder, Heavy Cast Top, 125
 Rod Holder, Removable, 125
- Seizing Wire, 8**
- Shackle Components, 9**
 Shackle Body, Anchor, 9
 Shackle Body, Chain, 9
 Shackle Bolt, 9
 Shackle Pin, Domestic, 9
 Shackle Pin, Import, 9
- Shackles, 3-9, 105, 140**
 Anchor Shackle w/ Oversize Bolt, Domestic, 7
 Anchor Shackle w/ Oversize Bolt, Import, 7
 Anchor Shackle w/ Oversize Round Pin, Domestic, 7
 Anchor Shackle w/ Oversize Round Pin, Import, 7
 Anchor Shackle w/ Oversize Screw Pin, Domestic, 7
 Anchor Shackle w/ Oversize Screw Pin, Import, 6, 140
 Bow Shackle w/ No Snap Pin, 8
 Bow Shackle w/ Screw Pin, 8
 Chain Shackle w/ Oversize Bolt, Domestic, 5
 Chain Shackle w/ Oversize Bolt, Import, 5
 Chain Shackle w/ Oversize Round Pin, Domestic, 5
 Chain Shackle w/ Oversize Round Pin, Import, 5
 Chain Shackle w/ Oversize Screw Pin, 5
 D Shackle, Long w/ Captive Pin, 6
 D Shackle, Long w/ Screw Pin, 6
 D Shackle, Straight w/ Captive Pin, 4
 D Shackle, Straight w/ No Snag Pin, 4
 D Shackle, Straight w/ Screw Pin, 4
 D Shackle, Wide w/ No Snag Pin, 4
 D Shackle, Wide w/ Screw Pin, 4
 Halyard Shackle w/ Key Pin, 6
 Headboard Shackle w/ Captive Pin, 4
 Long Shackle w/ Key Pin, 6
 Twist Shackle w/ Screw Pin, 8
 Webbing Shackle, 105
- Sheaves, 79-80**
 Rope Sheave w/ Bearings, 79
 Rope Sheave w/ Bushings, 79, 80
 Wire Rope Sheave w/ Bearings, 80
 Wire Rope Sheave w/ Bushings, 79
- Sling Identification Tag, 84**
- Snaps, 61-64, 68**
 Bolt Snap, Double, 62
 Bolt Snap, Swivel, 62
 Bolt Snap, US Navy, 63
 Eye Snap, Fixed, 62
 Eye Snap, Swivel, 62, 68
 Jib Hank, 68
- Snap Shackle, Fixed, 63
 Snap Shackle, Jaw Swivel, 63
 Snap Shackle, Rope, 64
 Snap Shackle, Swivel, 63
 Spring Gate Snap, 61
 Swivel Snap, Chain, 68
 Trigger Snap D Bail, 61
 Trigger Snap Eye Bail, 62
- Spike, Stainless, 91**
- Suncor Quality, 153-154**
- Swage Sleeves, 36-37**
 Cylindrical Terminal, 37
 Plain Ball, 36
 Shank Ball, Double, 36
 Shank Ball, Single, 36
 Stop Sleeve, 36
 Swage Sleeve, 37
- Swage Terminals, 27-42**
- Swage Terminals, Hand, 39-41**
 Extra Long Stud, Hand Swage, 41
 Gate Eye, Hand Swage Swivel, 40
 Gate Eye, Hand Swage, 40
 Joined Gate Eyes, Hand Swage Swivel, 40
 Joined Gate Eyes, Hand Swage, 40
 Pelican Hook & Hand Swage Stud, 39
 Short Stud, Hand Swage, 41
 Standard Stud, Hand Swage, 41
 Toggle Terminal, Hand Swage, 40
 Wall Mount Terminal, Hand Swage, 41
- Swage Terminals, Machine, 30-31, 33-35**
 Gate Eye, 31
 Gate Eye, Swivel, 31
 Joined Gate Eyes, 31
 Joined Gate Eyes, Swivel, 31
 Pelican Hook w/ Swage Stud, 31
 Swage Domehead, 35
 Swage Eye, 34
 Swage Eye, Marine, 34
 Swage Jaw, 34
 Swage Jaw, Marine, 34
 Swage Stemball, 35
 Swage Stud, 33
 Swage Stud, Mini, 33
 Swage Stud, Rail, 33
 Swage T Terminal, 30
 Swage Toggle, Marine, 34
 T Plate, 30
- Swage Terminals, Mil. Spec, 29-30**
 Mil. Spec Double Shank Ball, 30
 Mil. Spec Single Shank Ball, 30
 Mil. Spec Special Eye, 30
 Mil. Spec Swage Eye, 29
 Mil. Spec Swage Fork, 29
 Mil. Spec Swage Stud, 29
- Swivels, 72-74, 141**
 Swivel, Anchor, 74, 141
 Swivel, Eye & Eye, 73
 Swivel, Eye & Jaw, 73, 74
 Swivel, Fed. Spec Chain, 72
 Swivel, Fed. Spec Eye & Eye, 72
 Swivel, Fed. Spec Jaw & Eye, 73
 Swivel, Heavy Duty Eye & Eye, 72
 Swivel, Heavy Duty Eye & Jaw, 73
 Swivel, Heavy Duty Jaw & Jaw, 74
 Swivel, Jaw & Jaw, 74
 Swivel, Nitronic Eye & Eye, 73
 Swivel, Universal Anchor, 141
- Table of Contents, 1**
- Thimbles, 70-72**
 Thimble, Captive, 71
 Thimble, Commercial, 71
 Thimble, Extra Heavy, 72
 Thimble, Fed. Spec, 71
 Thimble, Heavy Duty, 71
 Thimble, Mil. Spec, 72
 Thimble, Standard, 70
- Threaded Products, 85-98**
- Threaded Rod, 95**
- Thru-Hull Hose Connect, 129**
- Tools, 42, 51-54, 97**
 Bench Swager, 52
 Cutter, Bolt & Chain, 52
 Cutter, Cable, 53
 Cutter, Wire Rope, 53
 Fastener Lubricant, 97
 Hand Swager, 42, 52
 Hand Swager, Mini, 42, 52
 Mandrels, 53
 Rivet Nut Installation Tool, 53
 Screwdriver Bits, Phillips, 53, 97
- Towing Bridle, 84**
- Trailer, 147-150**
- Trailer Hardware, 104, 148-150**
 Hitch Ball, 148
 Roller Bracket, Split, 150
 Roller Shafts & Pall Nuts, 150
 Trailer Coupler, 149
 Trailer Kit, 148
 Trailer Tongue, 148
 Trailer Winch, 104, 149
- Tri Star, 143-145**
 Tri Star Back Mount, 144
 Tri Star Ball, 144
 Tri Star Bulkhead Mount, 145
 Tri Star Facemount, 144
 Tri Star w/ Stalk, 143
 Tri Star, 143
- Turnbuckle Components, 23-26**
 Turnbuckle Body, Closed, 23
 Turnbuckle Body, Open, 23
 Turnbuckle Eye, 24, 25
 Turnbuckle Hook, 25
 Turnbuckle Jaw, 24, 26
 Turnbuckle Stub, 24
 Turnbuckle Stud, 25
 Turnbuckle Toggle, 23
 Turnbuckle Wall Toggle, 26
- Turnbuckles, 15-26**
 Turnbuckle, Eye & Eye, 16, 17, 21
 Turnbuckle, Full Thread, 17
 Turnbuckle, Hook & Eye, 16, 18, 21
 Turnbuckle, Hook & Hook, 16, 18, 21
 Turnbuckle, Jaw & Eye, 16, 17
 Turnbuckle, Jaw & Jaw, 16, 17, 18, 19, 20
 Turnbuckle, Stub & Stub, 17, 18
 Turnbuckle, Toggle & Toggle, 19, 20
- Turnbuckles, Hand Swage, 21, 38-39**
 HandiSwage™ Tensioner, 21
 Lifeline Adjuster & Hand Swage Stud, 39
 Turnbuckle, Gate Eye & Hand Swage Stud, 38
 Turnbuckle, Stub & Stub, Hand Swage, 39
 Turnbuckle, Toggle & Hand Swage Stud, 38
 Turnbuckle, Wall Mount & Hand Swage Stud, 38, 39
- Turnbuckles, Machine Swage, 19-21, 31-32, 133**
 Turnbuckle, Toggle & Swage Stud, 19, 20, 32
 Turnbuckle, Jaw & Swage Stud, 19, 32
 Turnbuckle, Wall Mount & Swage Stud, 20, 32
 Lifeline Adjuster & Swage Stud, 21, 31, 133
- Turnbuckles, Quick Attach™, 46**
 Quick Attach™ Stud & Jaw, 46
 Quick Attach™ Stud & Toggle, 46
 Quick Attach™ Stud & Wall Mount, 46
- U Bolts, 93-94, 150**
 U Bolt w/ Plate, 94
 U Bolt, Long, 93
 U Bolt, Square, 93
 U Bolt, Standard, 94
 U Bolt, Trailer, 93, 150
- Universal Lanyard, 63-64**
- Warranty, Inside Back Cover**
- Washer, Flat, 97**
- Washer, Lock-Split, 97**
- Webbing Assemblies, 100-104, 109, 149**
 Cover Tie-Down Kit, 103
- Hanging or Strap Kits, 102
 Ratchet Assembly w/ Clips, 100
 Ratchet Assembly w/ Flat Hooks, 101
 Ratchet Assembly w/ J Hooks, 100
 Ratchet Assembly w/ S Hooks, 101, 149
 Ratchet Assembly, Over-Center w/ Clips, 102
 Ski Tow Tie-Down, 109
 Strap-It, 109
 Tidy Strap, 109
 Webbing w/ Bimini Clip, 103
 Webbing w/ Flat Hook, 103
 Webbing w/ Hook, 104, 149
 Webbing w/ Sewn Loop, 103
 Webbing w/ Swivel Clip, 103
- Webbing Hardware, 104-105, 107, 138**
 Adjustable Slide, 107
 Hitch Ball, 148
 Cam Buckle, 105
 Footman's Loop, 105, 138
 Harness Link, 105
 Over-Center Buckle, 104
 Over-Center Buckle, Mini, 104
 Ratchet Buckle, 104
 Star Adjuster™, 107
 Threading Plate, Fixed, 107
- Webbing, 99-109, 149**
- Winch Handle Holder, 126**
- Wire Clamp, 2 Part, 35**
- Wire Clamp, Cross, 35**
- Wire Rope Clips, 70**
 Chair Clip, 70
 Wire Rope Clip, 70
 Wire Rope Clip, Heavy Duty, 70
- Wire Rope, 47-50**
 Wire Rope, 1x19, 47, 49
 Wire Rope, 7x19, 49, 50
 Wire Rope, 7x7, 50
 Wire Rope, PVC Coated, 47, 50
- Yoke End, Threaded, 22**
- Yoke End, Unthreaded, 22**

COMPANY POLICIES - PLEASE READ BEFORE PURCHASING

1. SUNCOR accepts payment by credit card, prepayment, or on approved established accounts, based on SUNCOR's credit policy. After an application process, a company may be accepted as a Business Partner which allows access to special pricing. A pdf file can be found on our website or Suncor will send you the appropriate forms. All first orders on newly opened accounts are prepaid. No C.O.Ds are available.
 2. Approved accounts are payable strictly within 30 days net from date of invoice. Payment received by SUNCOR **within** 10 days from date of invoice will qualify for a 1% prompt settlement discount, **except** if such invoice has been based on special pricing.
3. Interest at 1.5% per month will be charged on all overdue accounts. Should legal proceedings and/or collection be necessary, SUNCOR shall be entitled to recover all legal costs, including but not limited to, collection and attorney's fees and interest.
 4. Prices and conditions are based on F.O.B. Plymouth, Massachusetts. All freight is payable at destination, if shipped by road freight, or prepaid and added to the invoice in case of FedEx shipments. SUNCOR will ship by UPS on special request only. Sorry, no consignee billing.
5. Orders with a minimum value of \$2,500.00 excluding freight, will be shipped **Freight Free** anywhere within the continental USA. Please call for approval, some restrictions apply.
 6. SUNCOR constantly improves its products. **Specifications, especially WLL, are intended as a guide only, as use and applications are outside SUNCOR's control. They are therefore subject to change without notice, unless SUNCOR has certified the product to the purchaser with a Test and/or Compliance Certificate.**
7. All prices are reflected in the current Price List, which is available from SUNCOR separately. SUNCOR reserves the right to change prices without notice should circumstances beyond SUNCOR's control occur.
 8. Returns may be accepted within 10 days without restocking charge. A 15% restocking charge will be deducted from all credits covering returns after 10 days. **Returns after 30 days cannot be accepted. Suncor has a NO RETURN policy on all special orders, including cut chain and cut wire rope orders. Please always obtain a Return Authorization Number (RA #) for qualifying returns, to avoid refusal of shipment.**
9. SUNCOR sells "Wholesale Only" and therefore accepts a minimum order of \$50.00, excluding freight.

IMPORTANT ~ PLEASE READ BEFORE PURCHASING:

It is a condition of any sale that ownership of the goods remains the sole property of SUNCOR STAINLESS, INC., until payment has been received. In case of drop shipments, the consignee and the buyer jointly and severally are responsible for the payment of the goods supplied, and SUNCOR STAINLESS, INC. expressly reserves its right to recover full payment from the consignee in case of nonpayment by the buyer.

SUNCOR LIMITED LIFETIME WARRANTY

SUNCOR STAINLESS, INC. offers a Limited Lifetime Warranty on their stainless steel hardware and components. To learn more about Suncor's Warranty, please visit the "Contact Us" page on the Suncor Stainless website www.suncorstainless.com/company-information. Please note, the Limited Warranty extends only to the original retail purchaser and does not run to any subsequent purchaser. All claims must be made through your retailer to SUNCOR within 30 days after the discovery of the defect.

IMPORTANT NOTICE:

Please report any damages and/or shortages within 5 days from the date of receipt by calling our Accounting Department at (508) 732-9191. Thank you!

Visit www.suncorstainless.com/spec for more details.



TEL 508-732-9191 • FAX 508-732-9798 • ORDERS ONLY 800-394-2222
www.suncorstainless.com

Thank you for making Suncor Stainless
your number one source for quality stainless products!

Important Notice:

All contents of this catalog, including all logos, icons, product images and descriptions are the sole property of Suncor Stainless, Inc. The making and distribution of copies or reproductions of any product/section image or description within this catalog in printed, electronic or any other format is strictly prohibited. Exceptions, other than for consideration in purchasing product from Suncor Stainless, Inc. must be obtained in writing from the Plymouth, MA headquarters.

© 2016 Suncor Stainless, Inc.



CONTACT INFORMATION

Headquarters

Suncor Stainless, Inc.
70 Armstrong Road
Plymouth, Massachusetts
02360



telephone 508 732-9191
facsimile 508 732-9798
sales 800 394-2222
email sales@suncorstainless.com

website www.suncorstainless.com



SUNCOR STAINLESS, INC.